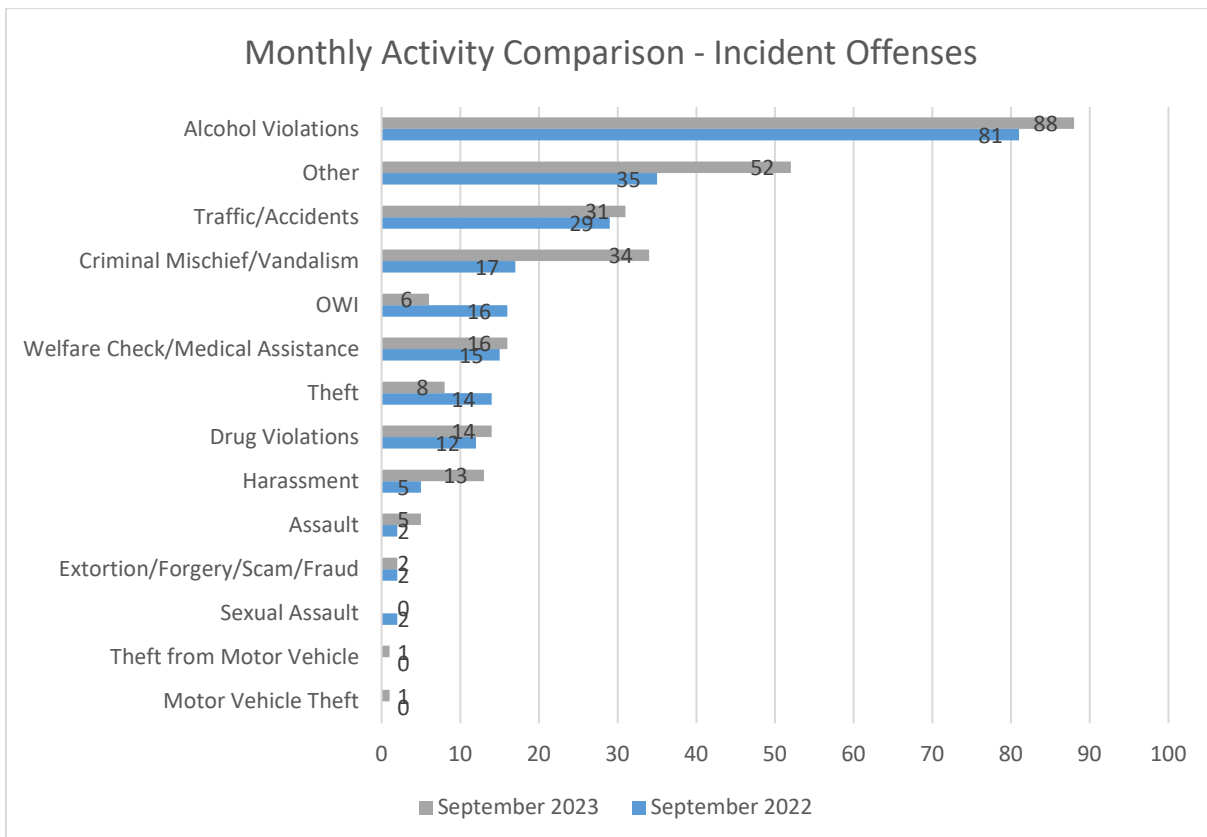


ISU PD MONTHLY ACTION UPDATE
9/1 – 9/30/2023

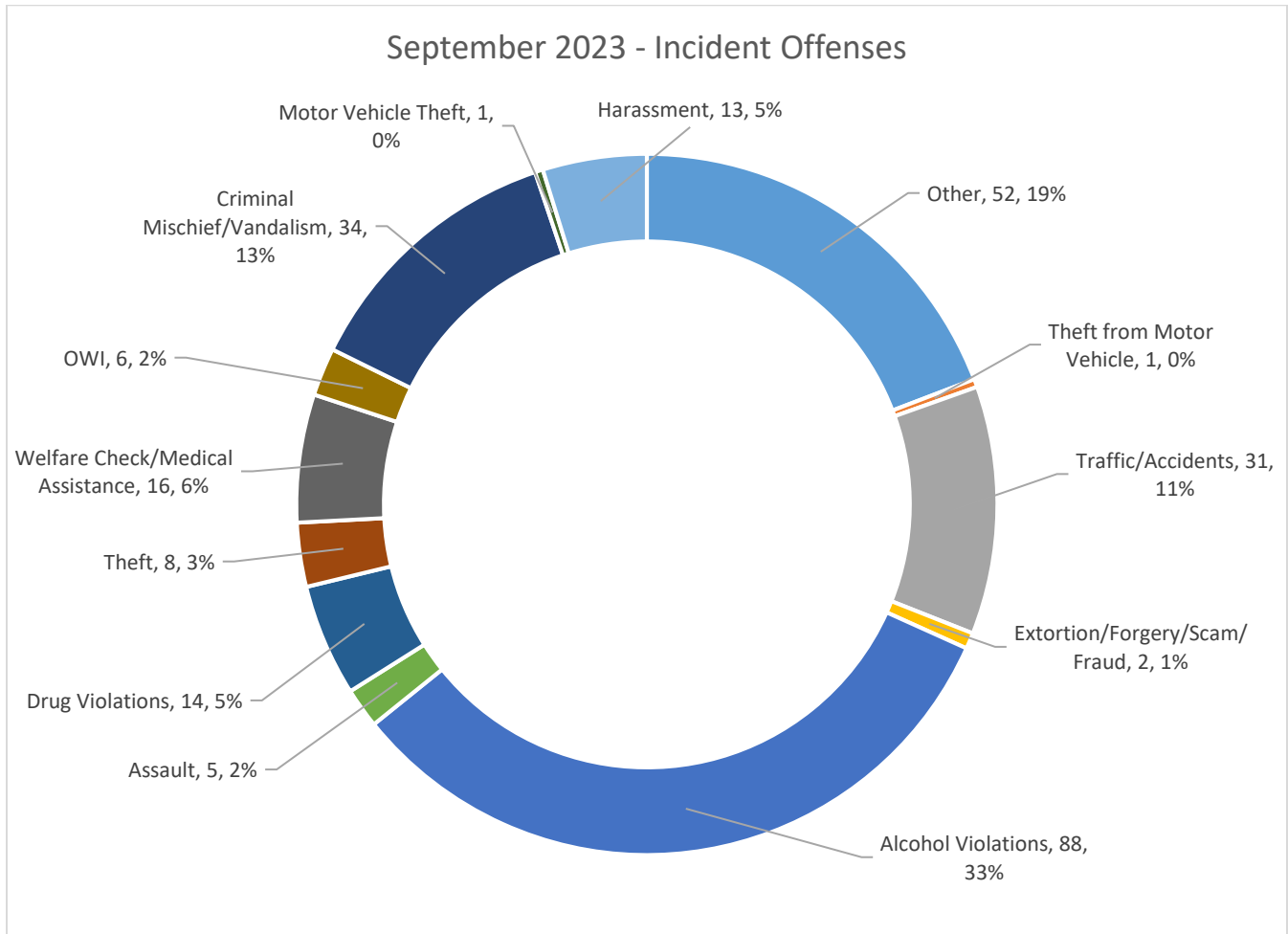
Incident Count by Offense	9/1 – 9/30/22	9/1 – 9/30/23	% Change	YTD 2022	YTD 2023	% Change
Assault	2	5	150.0%	11	11	0.0%
Sexual Assault/Fondling	2	0	-100.0%	7	10	42.9%
Harassment	5	13	160.0%	25	51	104.0%
Burglary	0	0	N/A	3	3	0.0%
Theft	14	7	-50.0%	73	65	-11.0%
Theft from Motor Vehicle	0	1	N/A	6	6	0.0%
Motor Vehicle Theft	0	1	N/A	3	5	66.7%
Drug Violations	12	14	16.7%	110	112	1.8%
Alcohol Violations	81	88	8.6%	178	202	13.5%
Extortion/Forgery/Scam/Fraud	2	2	0.0%	7	11	57.1%
Criminal Mischief/Vandalism	17	34	100.0%	82	97	18.3%
OWI	16	6	-62.5%	119	107	-10.1%
Traffic and Accidents	29	31	6.9%	240	317	32.1%
Welfare Check/Medical Assist	15	16	6.7%	57	74	29.8%
All Other	35	52	48.6%	206	282	36.9%
Traffic Stops	374	455	21.7%	3,601	4,868	35.2%
New Reports	196	245	25.0%	941	1,122	19.2%
Calls for Service - All	2,646	2,863	8.2%	17,899	25,534	42.7%

Incident Count By Offense refers to reports written by the ISU PD, and a written report may have more than one incident offense contained within it. Timely Crime Warnings that are required to be issued to the University community by the federal Clery Act for crimes such as sex assault can be based upon other sources including calls for service or crimes communicated to other University personnel, and may not correlate with incident count data.



This update was produced for informational purposes only and is limited by the availability of data at the time the report was prepared. Numbers may change as additional information becomes available. Prepared by Alice Fulk Wisner.

ISU PD MONTHLY ACTION UPDATE
9/1 – 9/30/2023



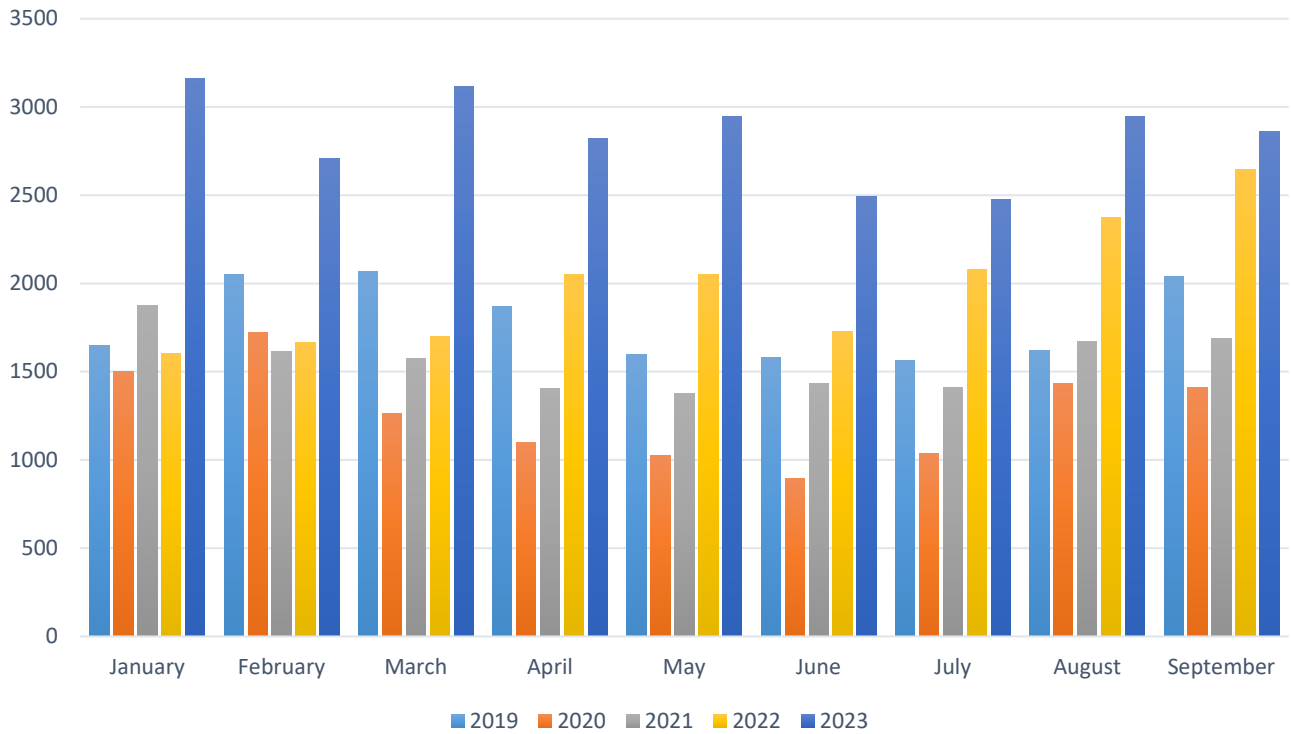
Top 10 calls for service for September 2022 and September 2023

September 2022		September 2023	
Extra Patrol	720	Extra Patrol	773
Traffic Stop/Enforcement	374	Traffic Stop/Enforcement	455
Maintenance Alarm	212	Maintenance Alarm	205
General Information/Complaint/Assist	201	General Information/Complaint/Assist	151
Parking Enforcement/Complaint	155	Medical Assistance/Ambulance Call	105
Motorist Assistance	82	Suspicious Behavior/Activity	102
Suspicious Behavior/Activity	64	Motorist Assistance	98
Possession Underage	61	Parking Enforcement/Complaint	84
Follow Up	59	Office Unlock	78
Office Unlock	56	Criminal Mischief	77

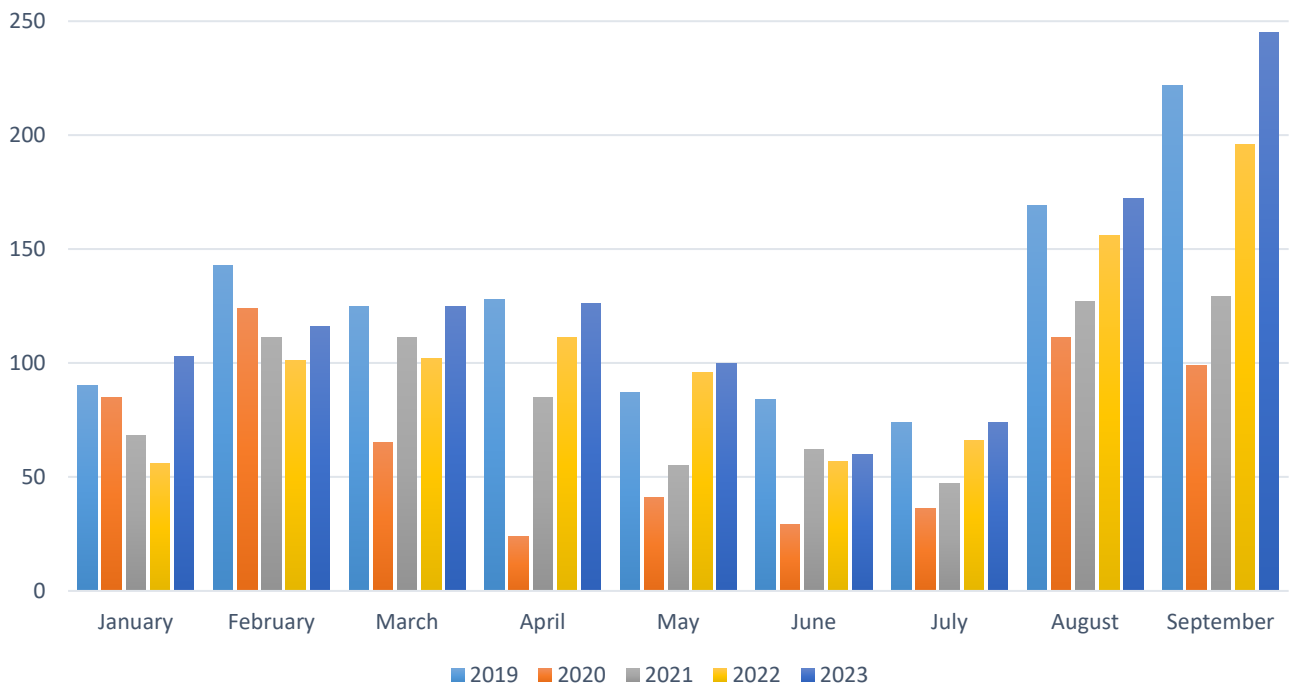
This update was produced for informational purposes only and is limited by the availability of data at the time the report was prepared. Numbers may change as additional information becomes available. Prepared by Alice Fulk Wisner.

ISU PD MONTHLY ACTION UPDATE
9/1 – 9/30/2023

All Calls For Service



Reports



This update was produced for informational purposes only and is limited by the availability of data at the time the report was prepared. Numbers may change as additional information becomes available. Prepared by Alice Fulk Wisner.

ISU PD MONTHLY ACTION UPDATE
9/1 – 9/30/2023

Activity in September of 2023 was higher than that of September of 2022 when looking at traffic stops (up 21.7%), case reports (up 25.0%), and calls for service (up 8.2%). Year to date, traffic stops are up 35.2%, case reports are up 19.2%, and calls for service are up 42.7%. Much of the increase in calls for service continues to be due to self-initiated proactive calls. Theft reports were down for the month of September compared to September last year, and year to date theft reports are down 11.0%. Criminal mischief cases are up 18.3% year to date, even with changes to what constitutes criminal mischief/vandalism for the Department of Residence to report. September 2023 was again a very busy month for mental health and medical assistance calls/reports. Also, reports of harassment increased for the month of September, and year to date are up 104.0%. OWIs have been trending downward

There was one bicycle reported stolen during the month of September 2023. It was stolen from 12 Frederiksen Court and later located locked to a bike rack at the Molecular Biology Building.

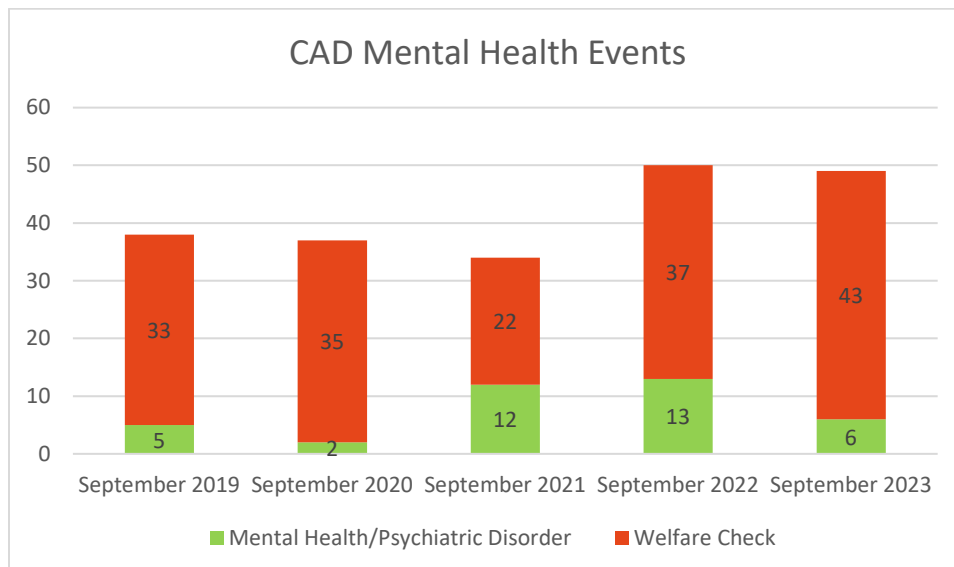
Bike Brand	Location	Lock	Value	When Taken
Trek Marlin	12 Frederiksen Court	Locked	\$650	2100 9/27 – 0730 9/28

During August of 2023 there were 2 reports of Ebikes stolen and 1 Trek bicycle, all taken from Frederiksen Court.

There were six OWI incidents for the month of September 2023. The Datamaster BAC ranged from .122 to .185, with the average Datamaster BAC being .154. There were sixteen OWI incident counts during September 2022. In four of the incidents BAC testing was refused. An additional three incidents involved possible drug usage and urine samples were collected for testing. In one incident a blood draw warrant was used in a charge for OWI 3rd. In the remaining incidents the Datamaster BAC ranged from .100 to .192, with the average being .135.

There were thirteen public intoxication reports for the month of September 2023. Testing was refused for nine of the incidents. In the remaining incidents the BAC ranged from .169 to .215, with the average BAC being .196. There were eight public intoxication reports during September 2022. Testing was unable to be done in one report and testing was refused in three reports. Of the remaining reports, the BAC ranged from .144 to .253 with an average of .209.

The following chart represents September Computer Aided Dispatch events with a mental health aspect from 2019 – 2023.



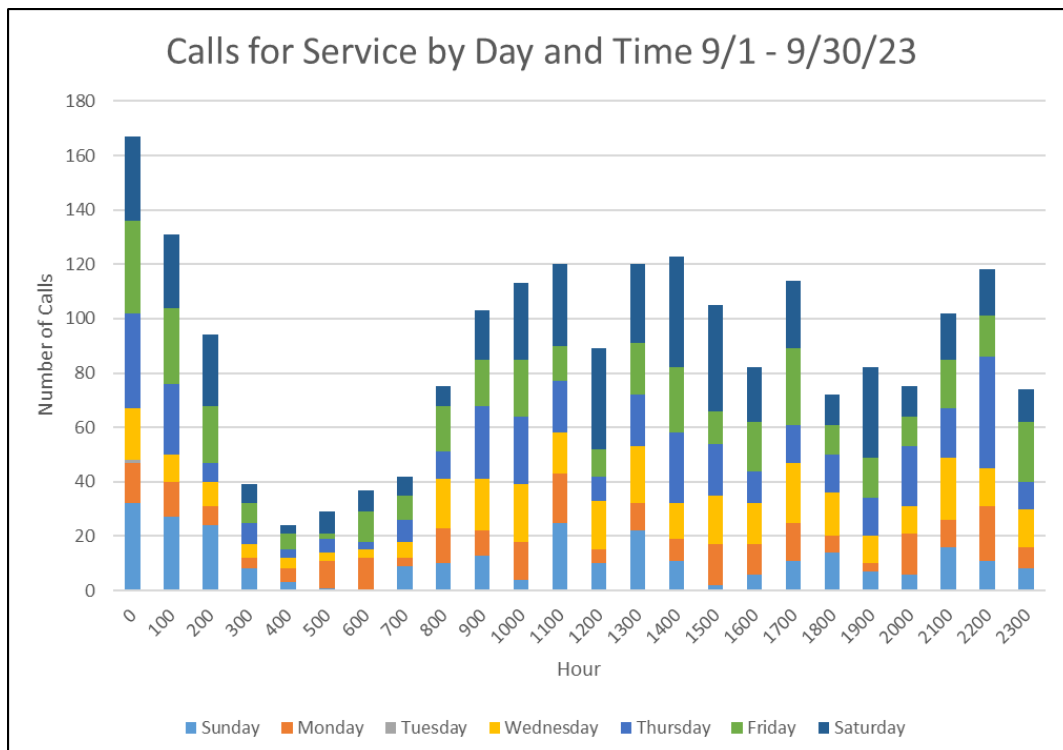
This update was produced for informational purposes only and is limited by the availability of data at the time the report was prepared. Numbers may change as additional information becomes available. Prepared by Alice Fulk Wisner.

ISU PD MONTHLY ACTION UPDATE
9/1 – 9/30/2023

During the third quarter of 2023, there were four incidents requiring response to resistance (use of force), 276 arrests, and 8,286 calls for service. Response to resistance incidents represent 1.45% of arrests and .05% of calls for service during this time.

Case #	Date	Location	Type of Case	Use of Force	Subject
22-000643	7/12/2023	3421 Coy Street	Driving Violations and Failure to Yield to Emergency Vehicle	Gun Drawn During Arrest	45 year-old White Female
22-000679	7/24/2023	4415 Lincoln Way	Suspicious Activity	Gun Drawn During Interaction	16 year-old White Male 17 year old Black Male
22-000733	8/12/2023	2320 Chamberlain Street	Driving Violation and Interference with Official Acts	Taser Drawn and Non-Compliant Arrest and Transport to Jail	24 year-old Black Male
22-001002	9/13/2023	2519 Osborn Drive	Public Intoxication, Interference with Official Acts, Harassment of Public Officials	Taser Drawn and Non-Compliant Arrest and Transport to Jail	35 year-old White Male

The contour chart below shows all calls for service by day and time for the month of September 2023. The busiest times recorded were Sundays during the hours of 0000-0200, Wednesdays between the hours of 0000-0100 and 2100-2200, Thursdays between the hours of 0000-0200, 0900-1000, 1400-1500, and 2200-2300, Fridays between the hours of 0000-0200 and 1700-1800, and Saturdays between the hours of 0000-0300, 1000-1100, 1200-1600 and 1900-2000.



This update was produced for informational purposes only and is limited by the availability of data at the time the report was prepared. Numbers may change as additional information becomes available. Prepared by Alice Fulk Wisner.