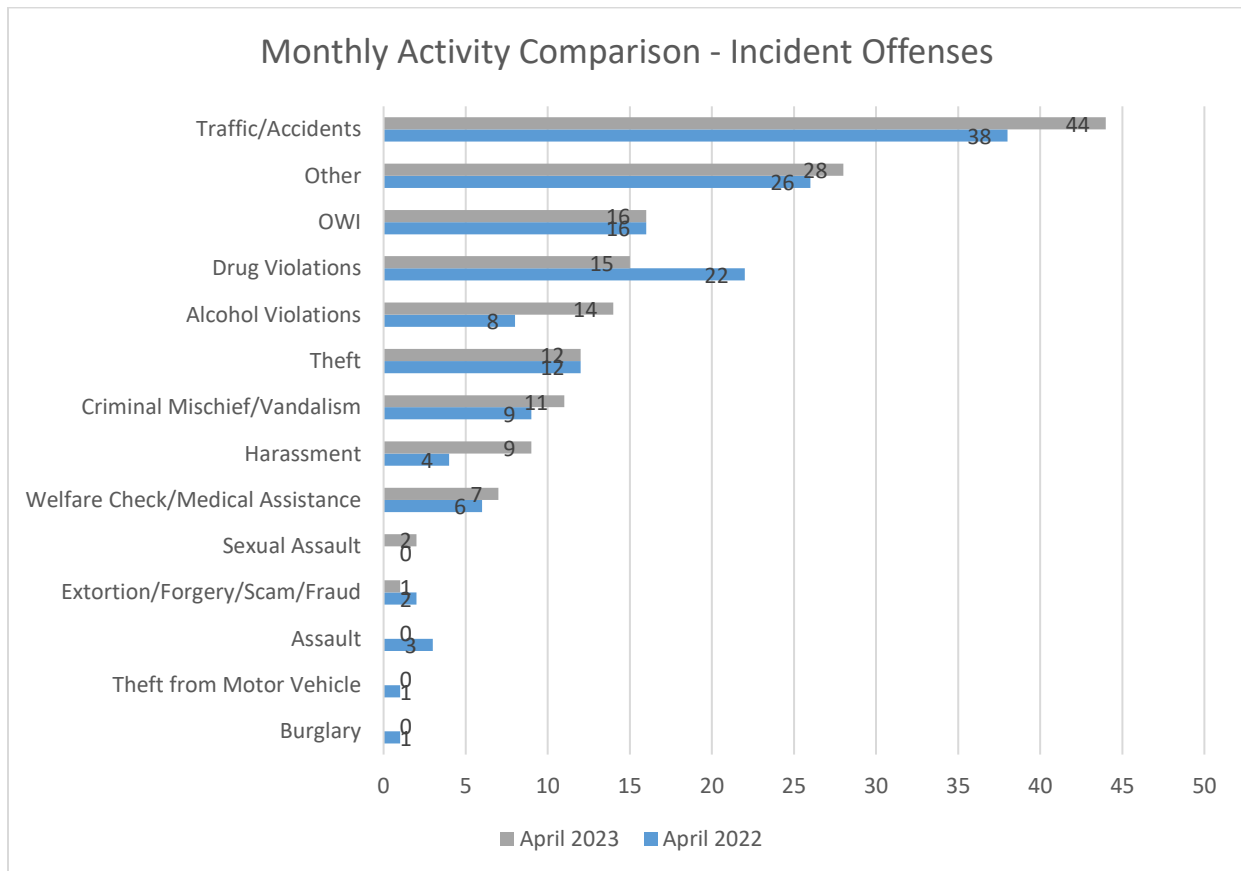


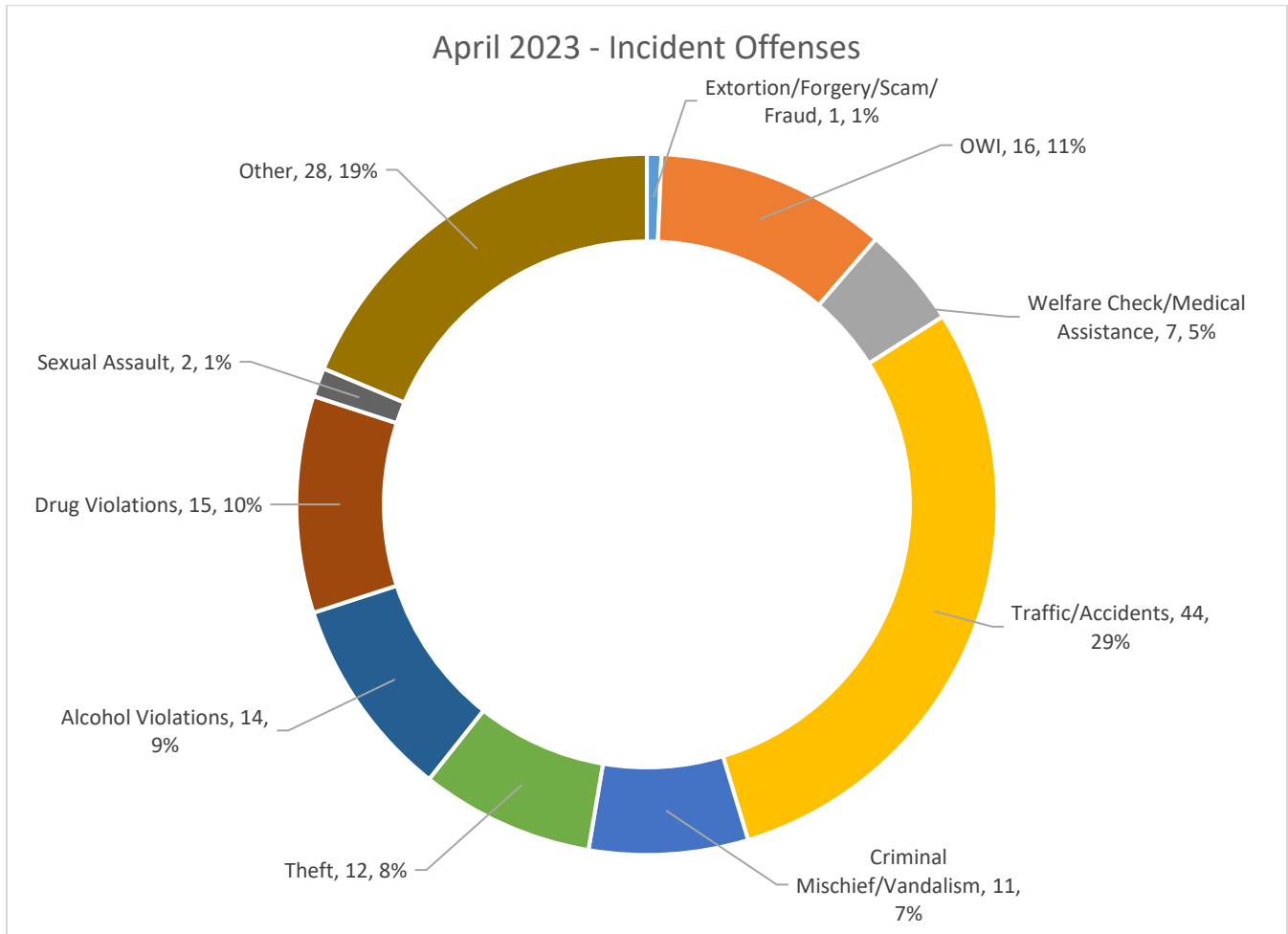
ISU PD MONTHLY ACTION UPDATE
4/1 – 4/30/2023

Incident Count by Offense	4/1 – 4/30/22	4/1 – 4/30/23	% Change	YTD 2022	YTD 2023	% Change
Assault	3	0	-100.0%	6	4	-33.3%
Sexual Assault/Fondling	0	2	N/A	3	4	33.3%
Harassment	4	9	125.0%	17	23	35.3%
Burglary	1	0	-100.0%	3	3	0.0%
Theft	12	12	0.0%	29	38	31.0%
Theft from Motor Vehicle	1	0	-100.0%	6	0	-100.0%
Motor Vehicle Theft	0	0	N/A	2	0	-100.0%
Drug Violations	22	15	-31.8%	42	56	33.3%
Alcohol Violations	8	14	75.0%	26	36	38.5%
Extortion/Forgery/Scam/Fraud	2	1	-50.0%	4	3	-25.0%
Criminal Mischief/Vandalism	9	11	22.2%	41	41	0.0%
OWI	16	16	0.0%	47	64	36.2%
Traffic and Accidents	38	44	15.8%	104	158	51.9%
Welfare Check/Medical Assist	6	7	16.7%	28	30	7.1%
All Other	26	28	7.7%	89	127	42.7%
Traffic Stops	409	682	66.7%	1,325	2,140	61.5%
New Reports	111	126	13.5%	370	470	27.0%
Calls for Service - All	2,048	2,824	37.9%	7,019	11,807	68.2%



This update was produced for informational purposes only and is limited by the availability of data at the time the report was prepared. Numbers may change as additional information becomes available. Prepared by Alice Fulk Wisner.

ISU PD MONTHLY ACTION UPDATE
4/1 – 4/30/2023



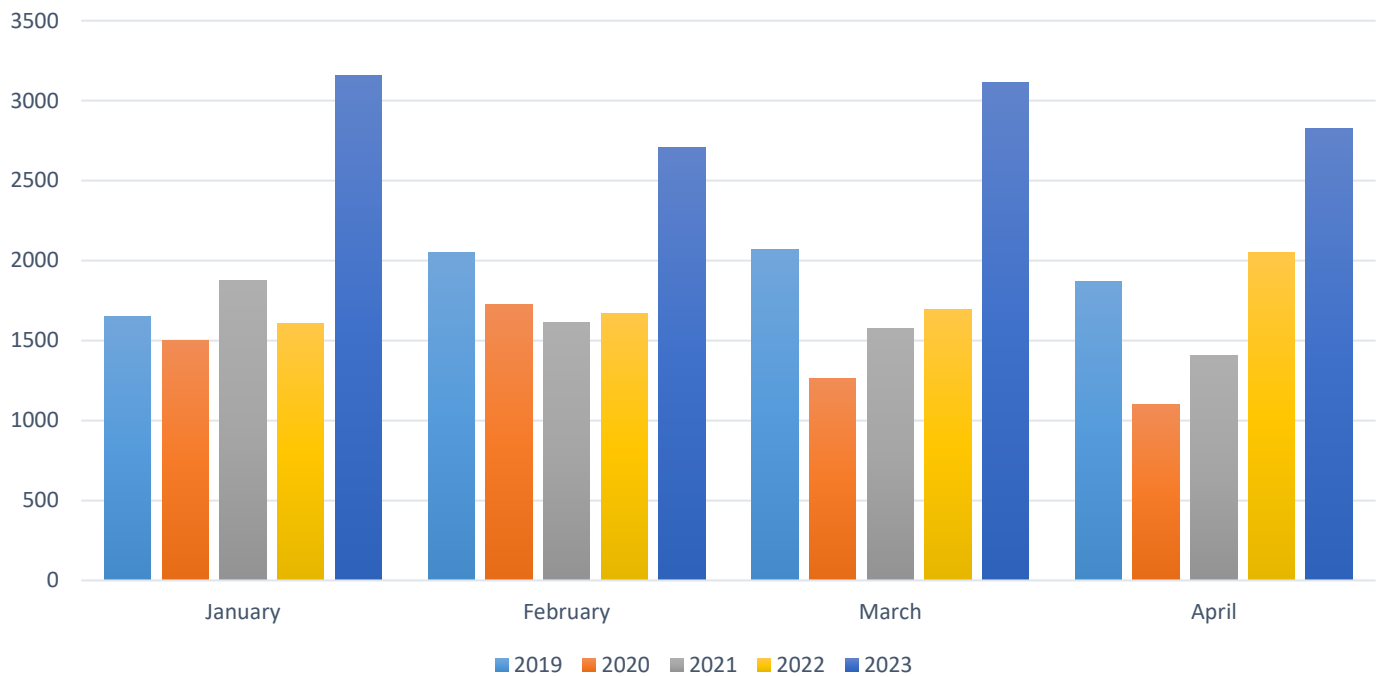
Top 10 calls for service for April 2022 and April 2023

April 2022		April 2023	
Extra Patrol	592	Extra Patrol	1,039
Traffic Stop/Enforcement	413	Traffic Stop/Enforcement	685
Maintenance Alarm	158	Maintenance Alarm	151
General Information/Complaint/Assist	125	General Information/Complaint/Assist	151
Suspicious Behavior/Activity	56	Office Unlock	79
Motorist Assistance	54	Suspicious Behavior/Activity	75
Office Unlock	54	Motorist Assistance	63
Finger Printing	49	Outreach	59
Follow Up	46	Parking Enforcement/Complaint	39
Vandalism/Criminal Mischief	40	Law Department Assist	34
Outreach	40		

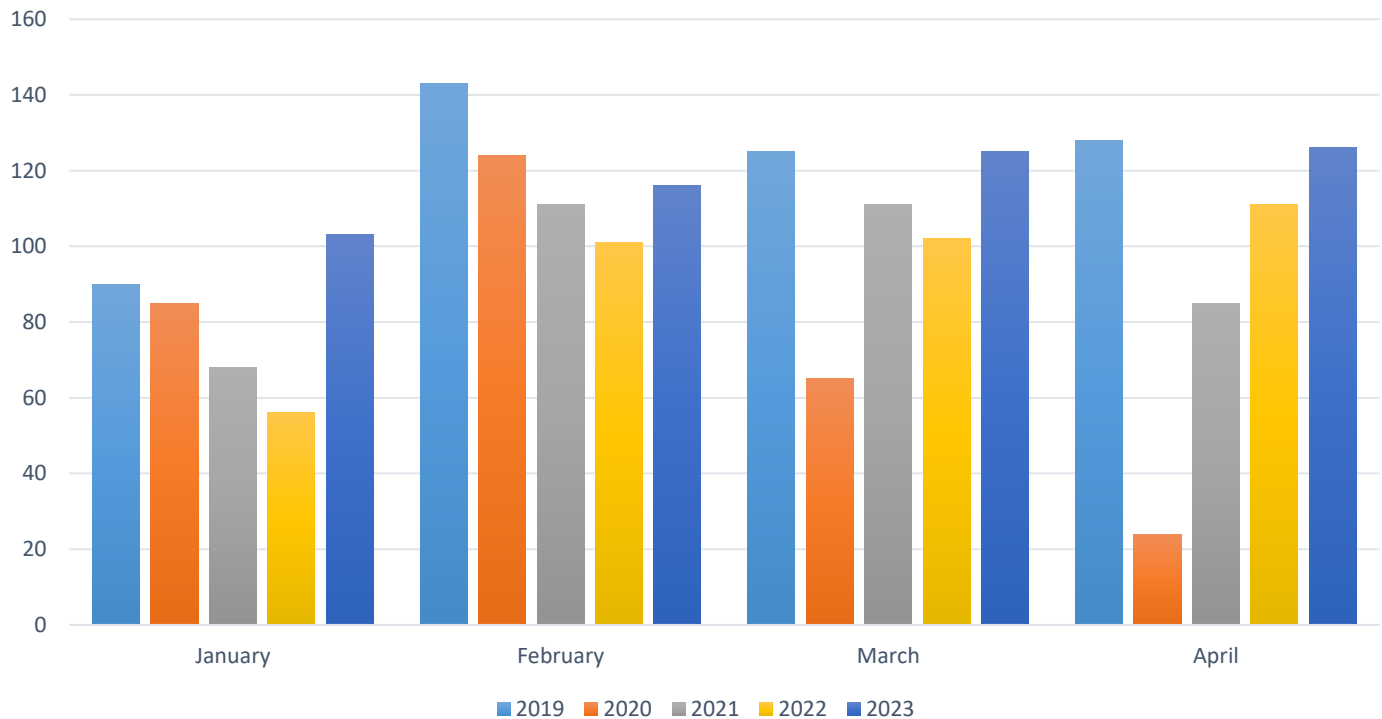
This update was produced for informational purposes only and is limited by the availability of data at the time the report was prepared. Numbers may change as additional information becomes available. Prepared by Alice Fulk Wisner.

ISU PD MONTHLY ACTION UPDATE
4/1 – 4/30/2023

All Calls For Service



Reports



This update was produced for informational purposes only and is limited by the availability of data at the time the report was prepared. Numbers may change as additional information becomes available. Prepared by Alice Fulk Wisner.

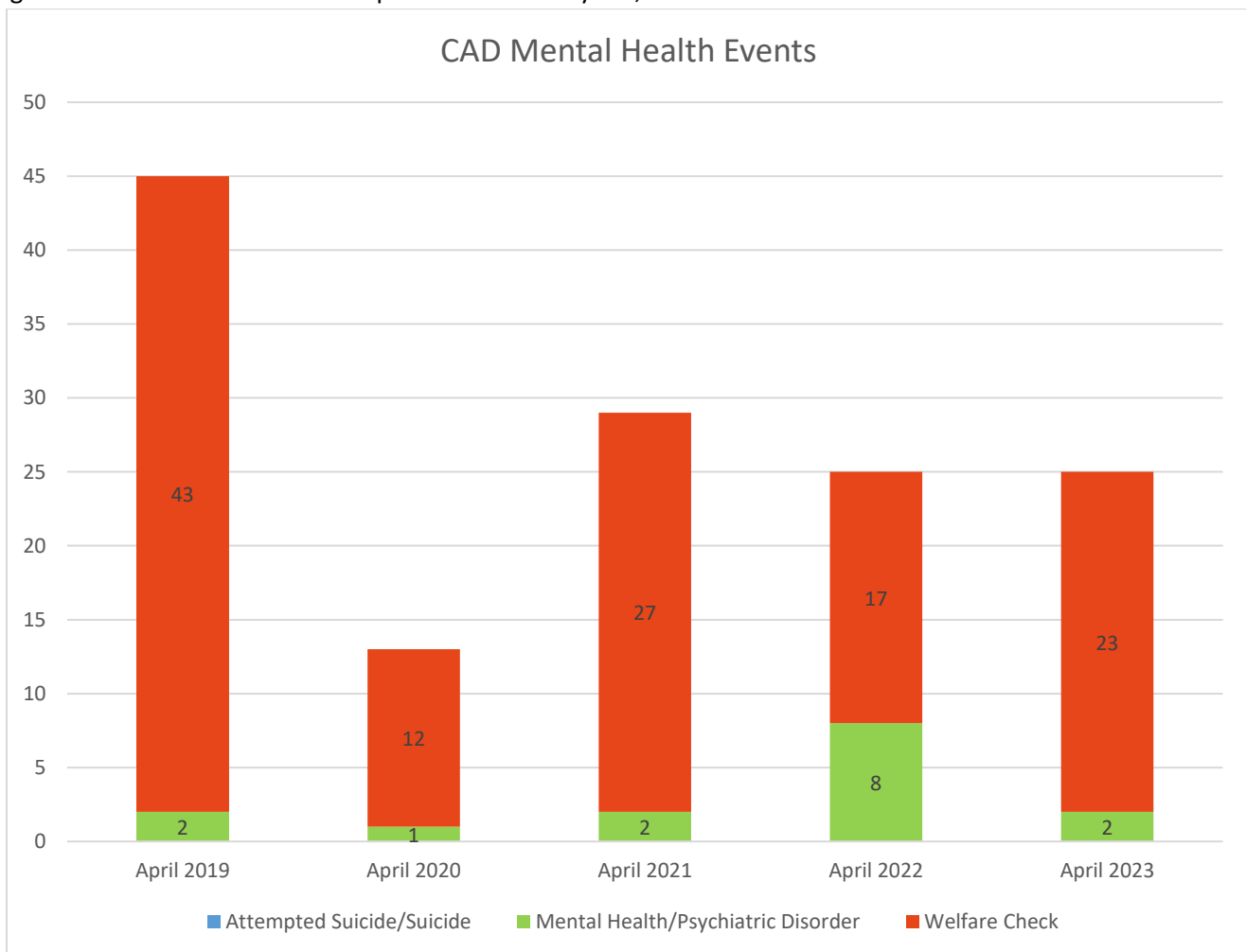
ISU PD MONTHLY ACTION UPDATE
4/1 – 4/30/2023

During April proactive action continued to drive statistics with another large increase in traffic stops (66.7%), cases written (13.5%), and all calls for service (37.9%) during April of 2023 compared to April of 2022. The increase in calls for service was mostly driven by extra patrols. There were increases in harassment/stalking cases and criminal mischief/vandalism during April of 2023. Year to date, harassment cases are up 35.3%, theft cases are up 31.0%, OWIs are up 36.2% and criminal mischief/vandalism reports are unchanged.

There were 2 reports of stolen bicycles during April, both had been locked. The average value of the bicycles taken during April was \$600.

Bike Brand	Location	Lock	Value	When Taken
Marin	Friley Hall	Locked	\$600	November 22-March 23
Trek	Geoffroy Hall	Locked	\$600	3/20/23-3/23/23

During March of 2023 there were 5 reports of stolen bicycles, two were from Helser Hall.

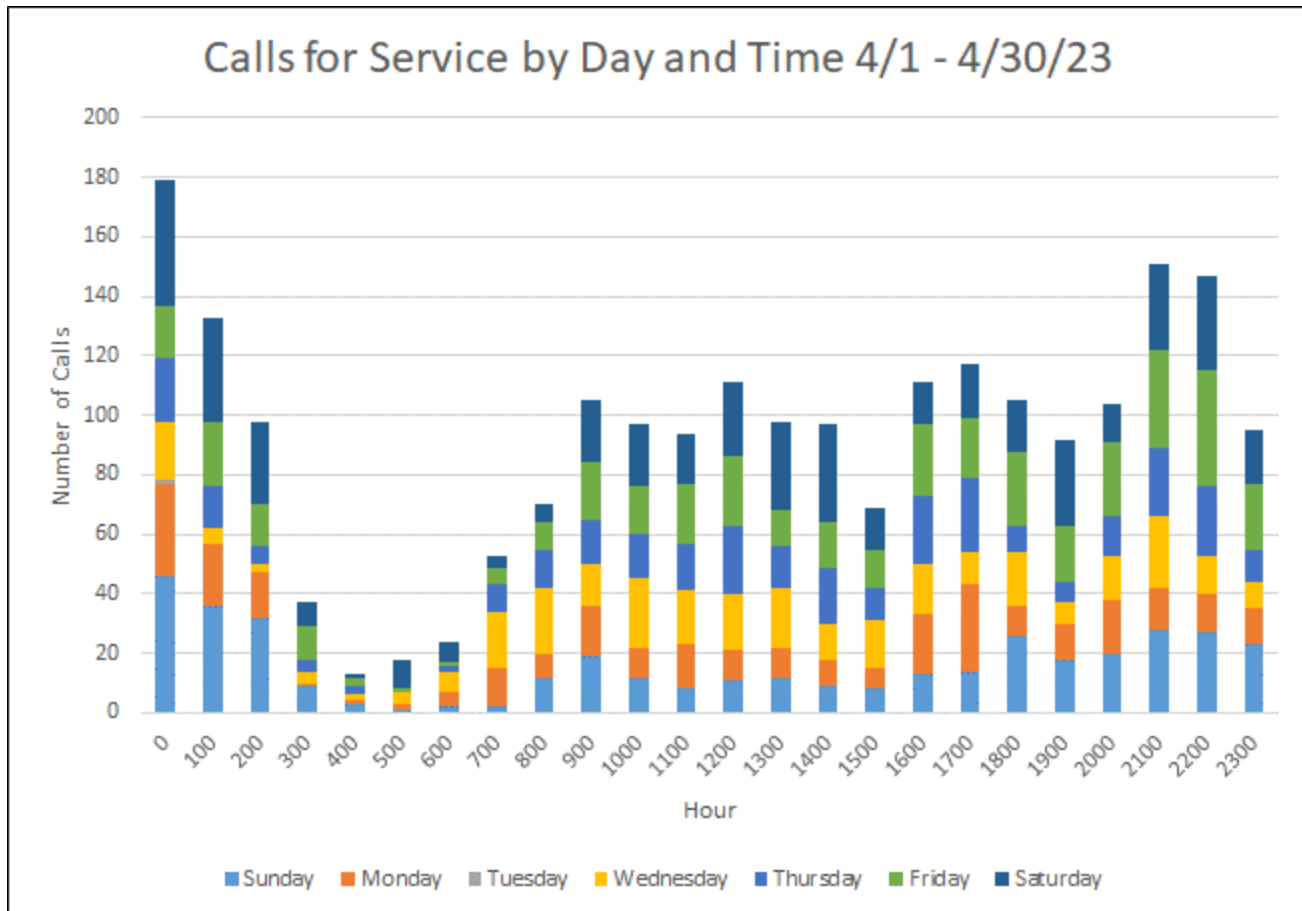


ISU PD MONTHLY ACTION UPDATE
4/1 – 4/30/2023

During April of 2023 there were sixteen OWI incident counts. Testing was refused in three incidents. Drugs were involved in two other incidents with a urine sample collected for one report and refused in another. In the remaining cases, the Datamaster BAC ranged from .091 to .181, with the average Datamaster BAC being .136. There were sixteen OWI incident counts during April 2022. Two incidents involved drugs, a test was unable to be done in one incident, and two individuals refused testing. In the remaining eleven incidents, the BAC ranged from .069 to .182, with the average DataMaster BAC being .143.

There were three public intoxication reports for the month of April 2023. Testing was refused in two of the reports. In the remaining report the BAC was .180. There were two public intoxication reports for the month of April 2022. Testing was refused for both.

The contour chart below shows all calls for service by day and time for the month of April 2023. The busiest times recorded were Sundays during the hours of 0000-0300, 1800-1900 and 2100-2300, Mondays between the hours of 0000-0100 and 1700-1800, Wednesdays between the hours of 0000-0100, Fridays between the hours of 2100-2300, and Saturdays between the hours of 0000-0300, 1300-1500, 1900-2000, and 2100-2300.



This update was produced for informational purposes only and is limited by the availability of data at the time the report was prepared. Numbers may change as additional information becomes available. Prepared by Alice Fulk Wisner.