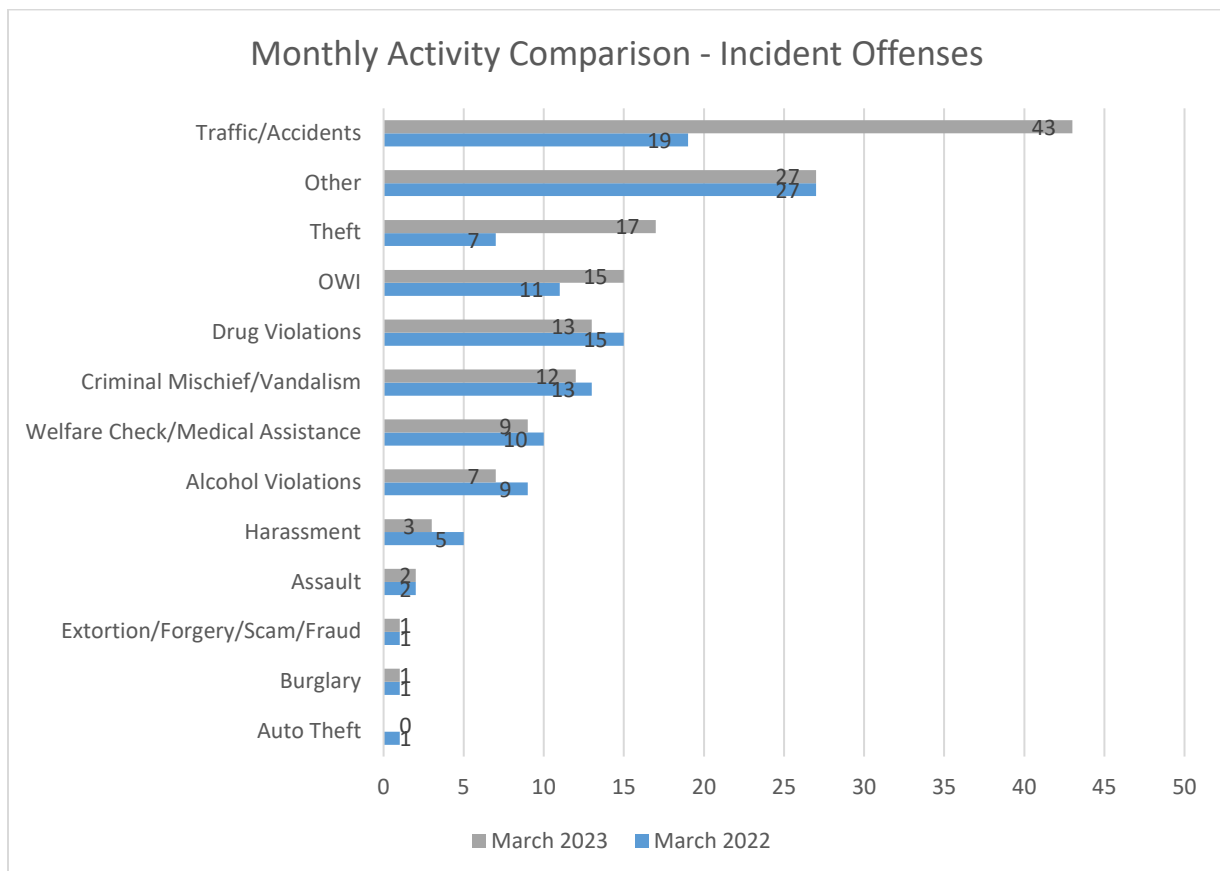


ISU PD MONTHLY ACTION UPDATE
3/1 – 3/31/2023

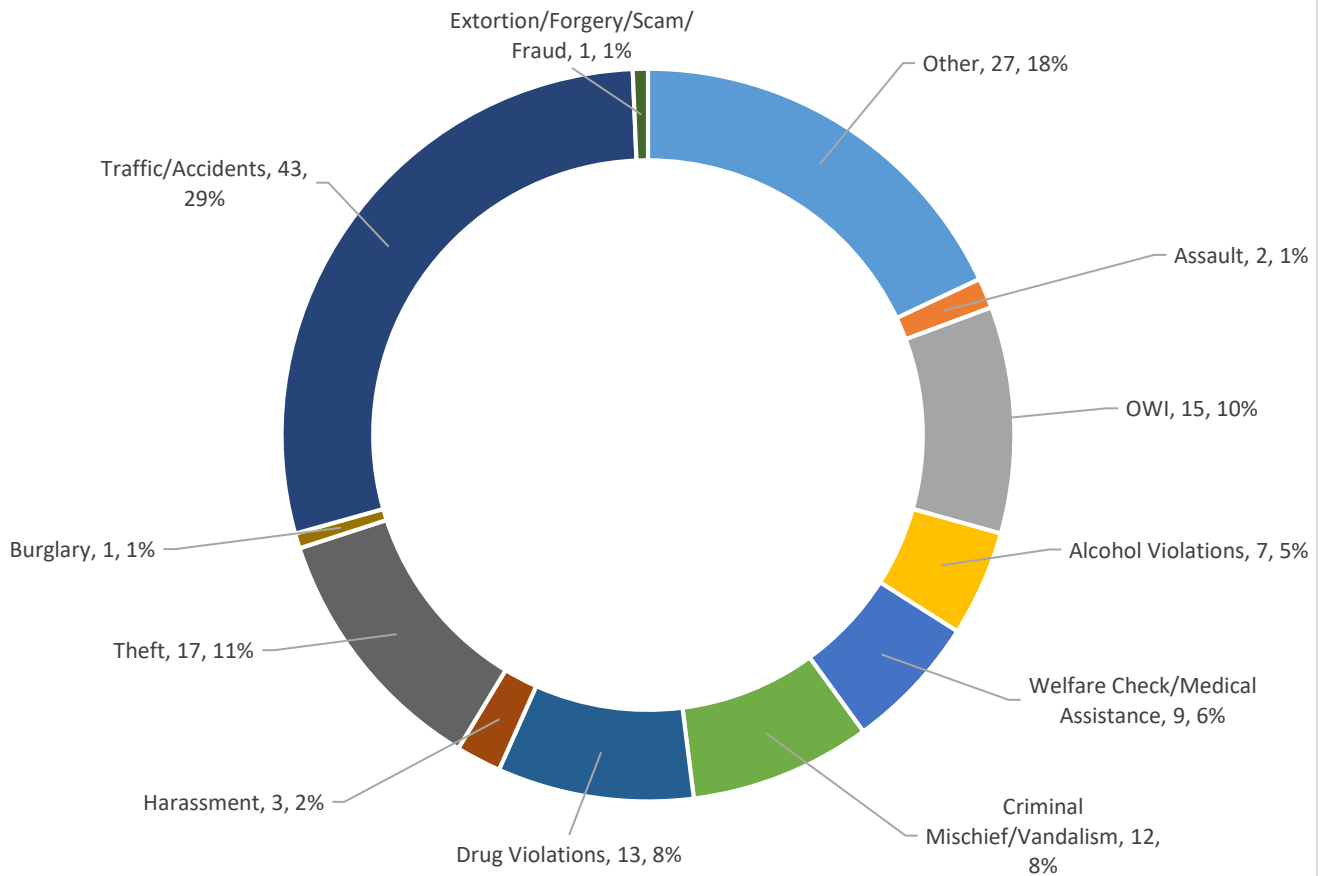
Incident Count by Offense	3/1 – 3/31/22	3/1 – 3/31/23	% Change	YTD 2022	YTD 2023	% Change
Assault	2	2	0.0%	4	4	0.0%
Sexual Assault/Fondling	0	0	N/A	2	2	0.0%
Harassment	5	3	-40.0%	13	14	7.7%
Burglary	1	1	0.0%	2	3	50.0%
Theft	7	17	142.9%	17	26	52.9%
Theft from Motor Vehicle	0	0	N/A	6	0	-100.0%
Motor Vehicle Theft	1	0	-100.0%	1	0	-100.0%
Drug Violations	15	13	-13.3%	20	42	110.0%
Alcohol Violations	9	7	-22.2%	18	22	22.2%
Extortion/Forgery/Scam/Fraud	1	1	0.0%	3	3	0.0%
Criminal Mischief/Vandalism	13	12	-7.7%	32	30	-6.3%
OWI	11	15	36.4%	31	48	54.8%
Traffic and Accidents	19	43	126.3%	67	113	68.7%
Welfare Check/Medical Assist	10	9	-10.0%	22	23	4.5%
All Other	27	27	0.0%	61	97	59.0%
Traffic Stops	366	615	68.0%	916	1,458	59.2%
New Reports	102	124	21.6%	259	343	32.4%
Calls for Service - All	1,697	3,114	83.5%	4971	8,983	80.7%



This update was produced for informational purposes only and is limited by the availability of data at the time the report was prepared. Numbers may change as additional information becomes available. Prepared by Alice Fulk Wisner.

ISU PD MONTHLY ACTION UPDATE
3/1 – 3/31/2023

March 2023 - Incident Offenses



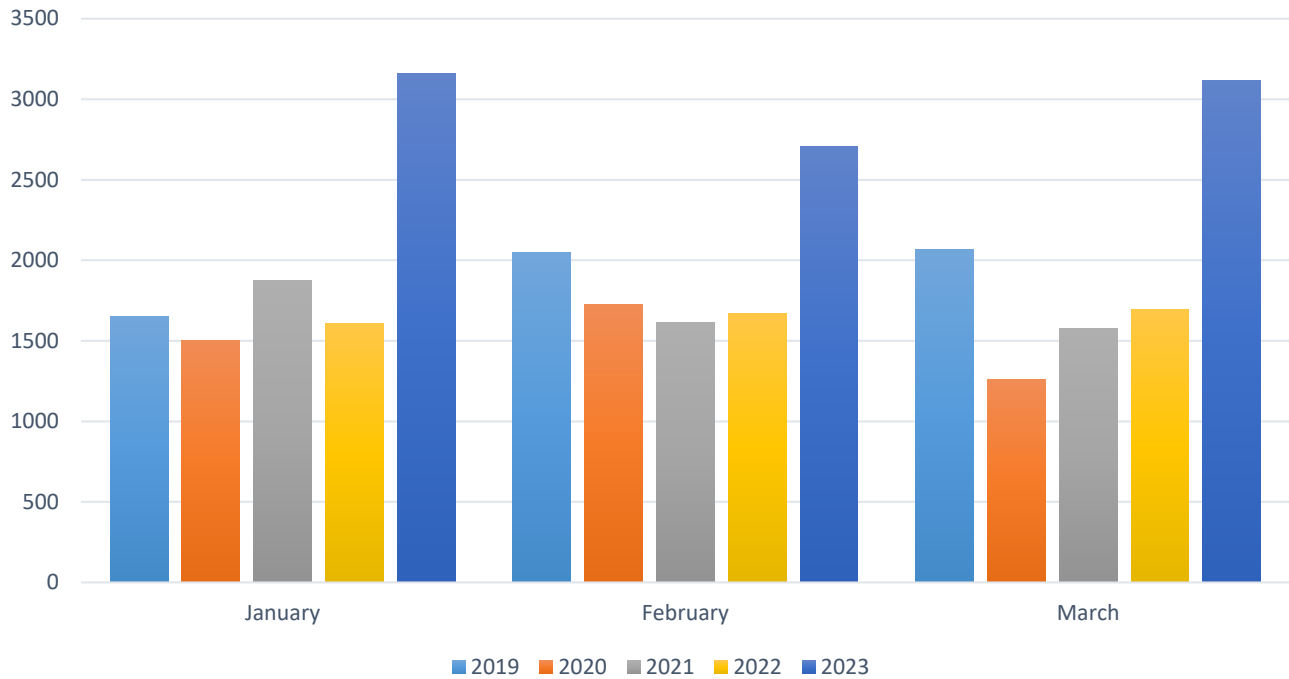
Top 10 calls for service for March 2022 and March 2023

March 2022		March 2023	
Traffic Stop/Enforcement	366	Extra Patrol	1,379
Extra Patrol	315	Traffic Stop/Enforcement	615
Maintenance Alarm	163	Maintenance Alarm	169
General Information/Complaint/Assist	125	General Information/Complaint/Assist	155
Motorist Assistance	86	Motorist Assistance	123
Follow Up	57	Office Unlock	62
Office Unlock	52	Suspicious Behavior/Activity	48
Suspicious Behavior/Activity	45	Parking Enforcement/Complaint	45
Finger Printing	41	Outreach	41
Vandalism/Criminal Mischief	37	Follow Up	39

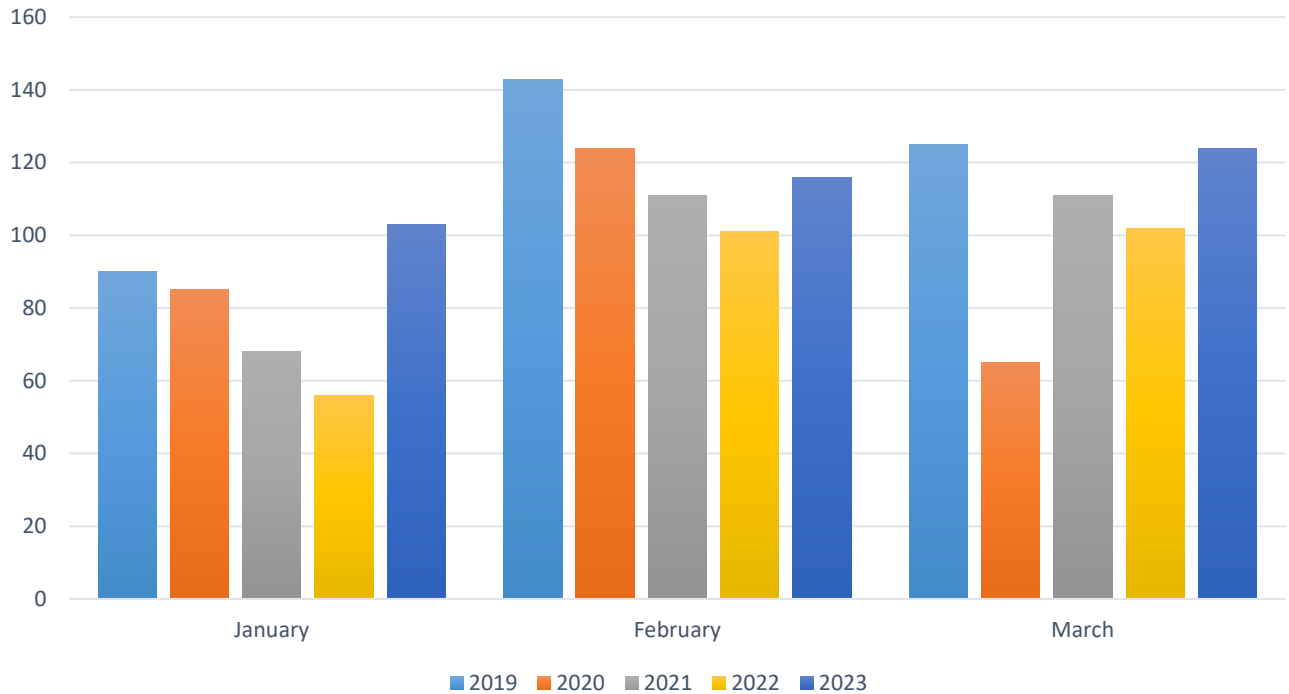
This update was produced for informational purposes only and is limited by the availability of data at the time the report was prepared. Numbers may change as additional information becomes available. Prepared by Alice Fulk Wisner.

ISU PD MONTHLY ACTION UPDATE
3/1 – 3/31/2023

All Calls For Service



Reports



This update was produced for informational purposes only and is limited by the availability of data at the time the report was prepared. Numbers may change as additional information becomes available. Prepared by Alice Fulk Wisner.

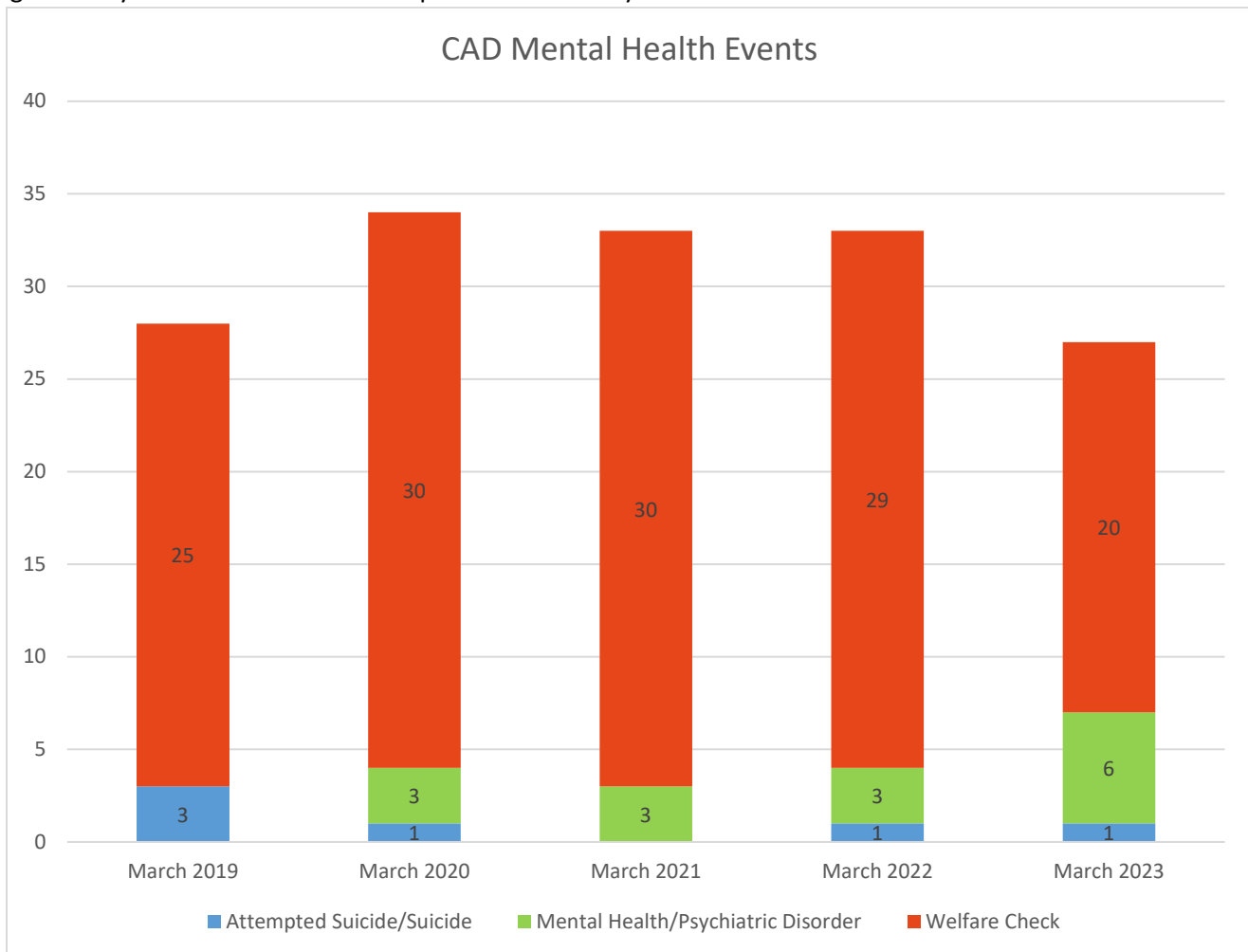
ISU PD MONTHLY ACTION UPDATE
3/1 – 3/31/2023

There was a large increase in traffic stops (68.0%), cases written (21.6%), and all calls for service (83.5%) during March of 2023 compared to March of 2022. The increase in calls for service was mostly driven by extra patrols. There was a large increase in theft cases during March of 2023, and year to date theft reports are up 52.9%. Increased OWI enforcement continues with an increase of 36.4% in incidents and 54.8% year to date

There were 5 reports of stolen bicycles during March, all of which had been locked. The average value of the bicycles taken during March was \$680.

Bike Brand	Location	Lock	Value	When Taken
Specialized	Lyon Hall	Locked	\$400	1800 3/2 – 1300 3/3
Haro	Helser Hall	Locked	\$900	1900 2/22 – 1000 2/23
Diamondback	Helser Hall	Locked	\$800	1720 3/1 – 1400 3/6
Trek	Maple Hall	Locked	\$1100	1800 3/8 – 1130 3/9
Giant	33 Frederiksen Court	Locked	\$200	2030 3/24 – 1915 3/25

During February of 2023 there were no reports of stolen bicycles.



This update was produced for informational purposes only and is limited by the availability of data at the time the report was prepared. Numbers may change as additional information becomes available. Prepared by Alice Fulk Wisner.

ISU PD MONTHLY ACTION UPDATE
3/1 – 3/31/2023

During the first quarter of 2023, there were six incidents requiring response to resistance (use of force), 143 arrests, and 8,983 calls for service. Response to resistance incidents represent 4.2% of arrests and 0.07% of calls for service during this time.

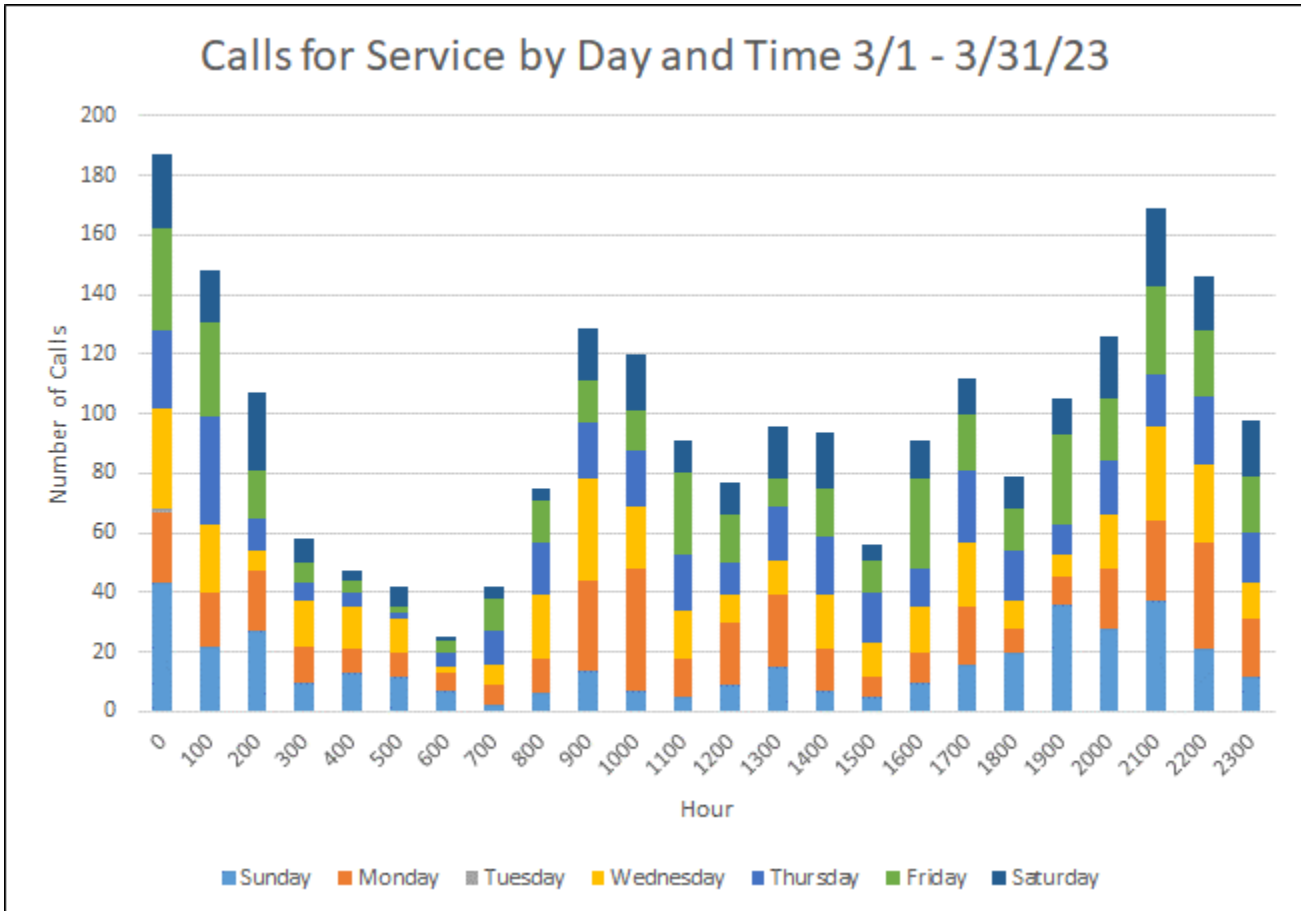
Case #	Date	Location	Type of Case	Use of Force	Subject
23-15	1/6/2023	Forest Glen and Woodland Street	Driving While Barred, Eluding, Probation Violation, Possession of Drug Paraphernalia, Possession of Stolen Property	Firearm Drawn	30-year-old White Male
23-45	1/17/2023	2706 Kent Avenue	Assist Ames PD. Public Intoxication, Interference, Reckless Driving, Eluding	Tasers drawn	23-year-old White Hispanic Male
23-66	1/21/2023	Mortensen Parkway and University Boulevard	OWI	Physically Restrained and Handcuffed	24-year-old White Hispanic Male
23-147	2/11/2023	2152 Lincoln Way Geoffroy Hall	Criminal Mischief, Drug Impairment, Assault with Injury to a Police Officer	Physically Restrained and Handcuffed	20-year-old White Male
23-291	3/19/2023	Hyland Avenue and Sheldon Avenue	OWI	Taser Drawn	22-year-old White Male
23-333	3/29/2023	Mortensen Parkway and State Avenue	OWI, Accident, Driving While Barred, Interference, Assault	Tasers Drawn and Deployed	25-year-old White Male

During March of 2023 there were fifteen OWI incident counts. Testing was refused in three incidents, testing was unable to be done in one incident with a search warrant for a blood draw served, and drugs were involved in two other incidents with urine samples collected (including one incident where the Datamaster BAC was .074). In the remaining cases, the Datamaster BAC ranged from .096 to .281, with the average Datamaster BAC being .144. There were eleven OWI incident counts during March 2022. In one incident the BAC was .063 and the driver was charged with a .02 violation. Data master testing was refused in one other incident. In the remaining nine incidents, the BAC ranged from 0.08 to .233, with the average data master BAC being .139.

There were four public intoxication reports for the month of March 2023. Testing was refused in one of the reports. In the remaining reports the BAC ranged from .076 to .226, and the average BAC was .191. There were four public intoxication reports for the month of March 2022. Testing was refused in two of the reports. In the remaining two reports the BAC was .147 and .265.

ISU PD MONTHLY ACTION UPDATE
3/1 – 3/31/2023

The contour chart below shows all calls for service by day and time for the month of March 2023. The busiest times recorded were Sundays during the hours of 0000-0100, 1900-2000 and 2100-2200, Mondays between the hours of 0900-1100 and 2200-2300, Tuesdays between the hours of 0000-0100, 0900-1000, and 2100-2200, Wednesdays between the hours of 0000-0200, Thursdays between the hours of 0100-0200, and Fridays between the hours of 0000-0200, 1600-1700, 1900-2000, and 2100-2200.



This update was produced for informational purposes only and is limited by the availability of data at the time the report was prepared. Numbers may change as additional information becomes available. Prepared by Alice Fulk Wisner.