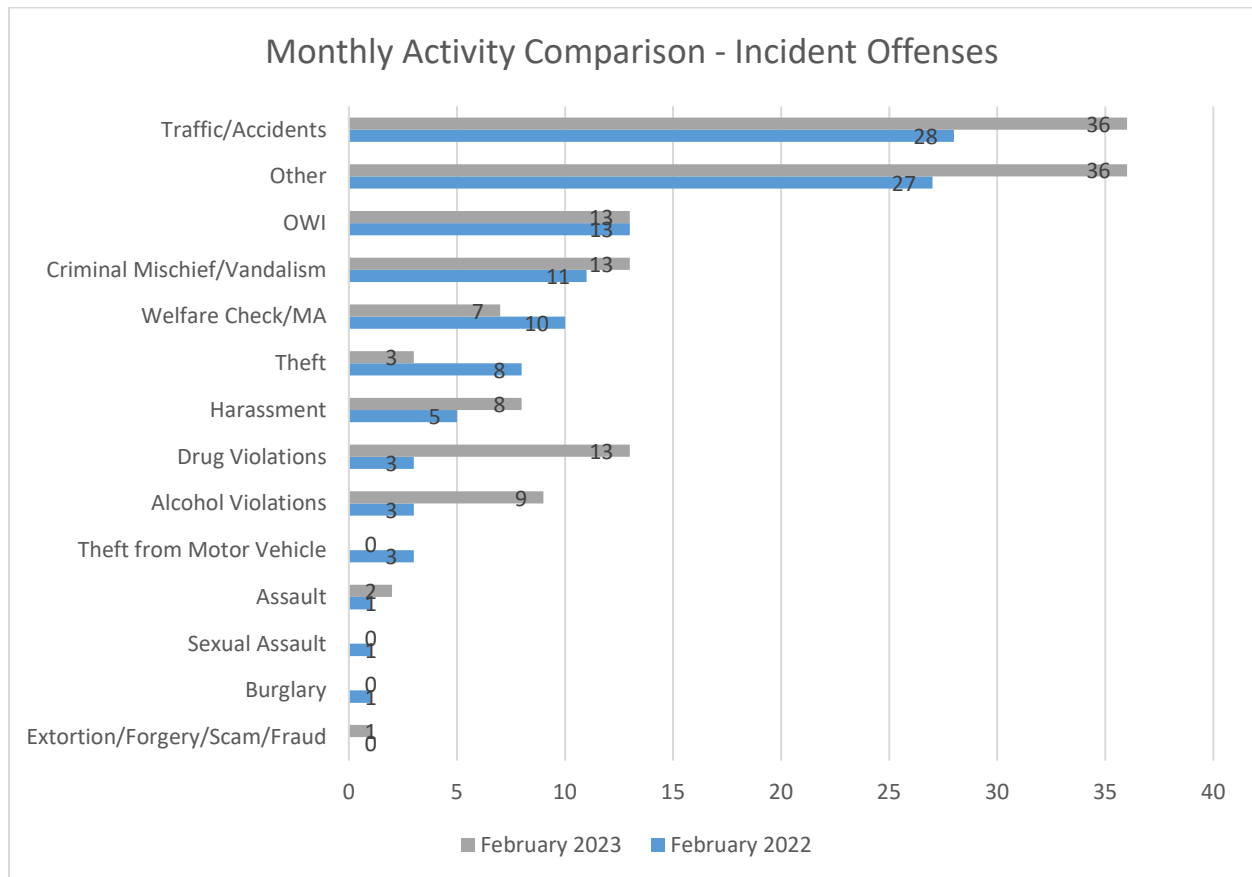


ISU PD MONTHLY ACTION UPDATE
2/1 – 2/28/2023

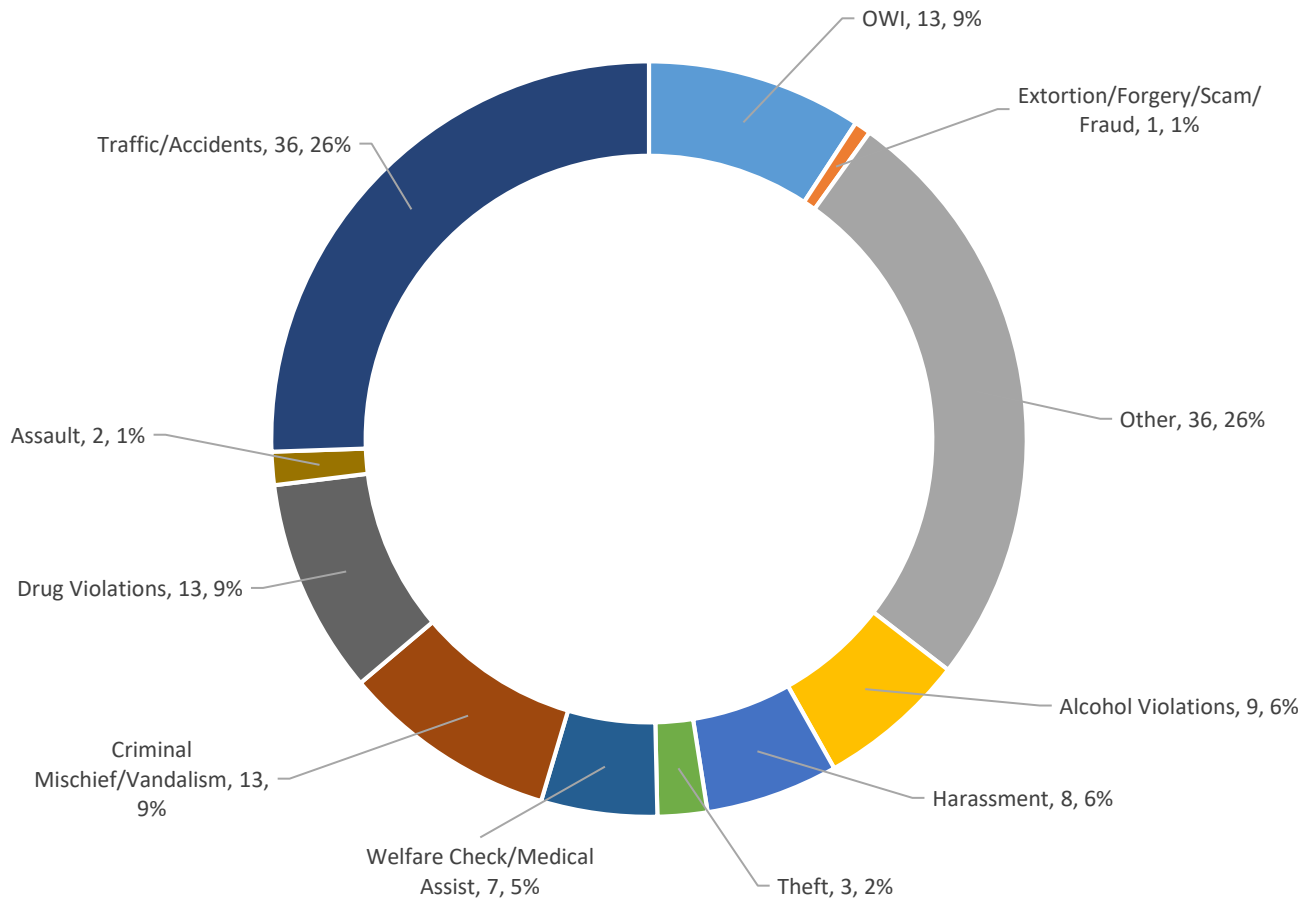
Incident Count by Offense	2/1 – 2/28/22	2/1 – 2/28/23	% Change	YTD 2022	YTD 2023	% Change
Assault	1	2	100.0%	2	2	0.0%
Sexual Assault/Fondling	1	0	-100.0%	2	2	0.0%
Harassment	5	8	60.0%	8	11	37.5%
Burglary	1	0	-100.0%	1	2	100.0%
Theft	8	3	-62.5%	10	9	-10.0%
Theft from Motor Vehicle	3	0	-100.0%	6	0	-100.0%
Motor Vehicle Theft	0	0	N/A	0	0	N/A
Drug Violations	3	13	333.3%	5	29	480.0%
Alcohol Violations	3	9	200.0%	9	15	66.7%
Extortion/Forgery/Scam/Fraud	0	1	N/A	2	2	0.0%
Criminal Mischief/Vandalism	11	13	18.2%	19	18	-5.3%
OWI	13	13	0.0%	20	33	65.0%
Traffic and Accidents	28	36	28.6%	47	70	48.9%
Welfare Check/Medical Assist	10	7	-30.0%	12	14	16.7%
All Other	27	36	33.3%	35	70	100.0%
Traffic Stops	336	403	19.9%	550	843	53.3%
New Reports	101	116	14.9%	157	219	39.5%
Calls for Service - All	1,668	2,708	62.4%	3,274	5,867	79.2%



This update was produced for informational purposes only and is limited by the availability of data at the time the report was prepared. Numbers may change as additional information becomes available. Prepared by Alice Fulk Wisner.

ISU PD MONTHLY ACTION UPDATE
2/1 – 2/28/2023

February 2023 - Incident Offenses



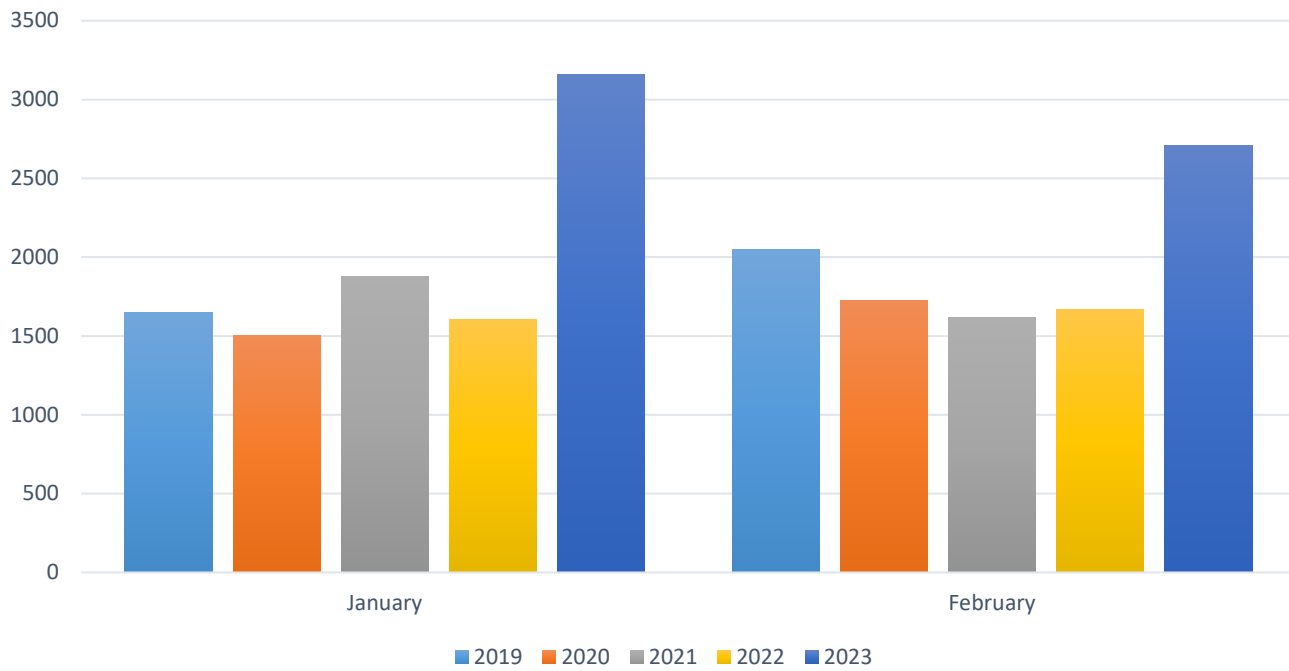
Top 10 calls for service for February 2022 and February 2023

February 2022		February 2023	
Traffic Stop/Enforcement	338	Extra Patrol	1,218
Extra Patrol	254	Traffic Stop/Enforcement	403
Maintenance Alarm	157	Motorist Assistance	153
Motorist Assistance	148	General Information/Complaint/Assist	146
General Information/Complaint/Assist	100	Maintenance Alarm	126
Office Unlock	76	Office Unlock	64
Follow Up	56	Parking Enforcement/Complaint	49
Safety Escort	38	Suspicious Behavior/Activity	42
General Alarm	30	Vandalism/Criminal Mischief	36
Welfare Check	30	Follow Up	33

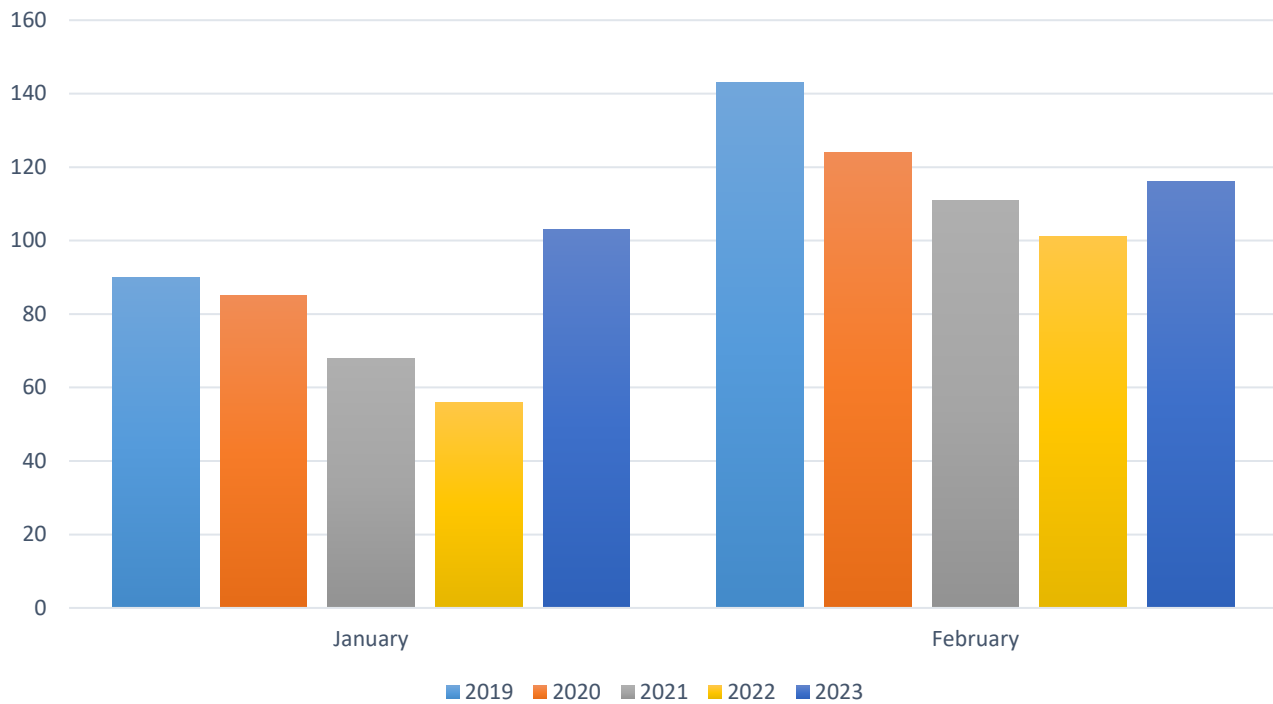
This update was produced for informational purposes only and is limited by the availability of data at the time the report was prepared. Numbers may change as additional information becomes available. Prepared by Alice Fulk Wisner.

ISU PD MONTHLY ACTION UPDATE
2/1 – 2/28/2023

All Calls For Service



Reports

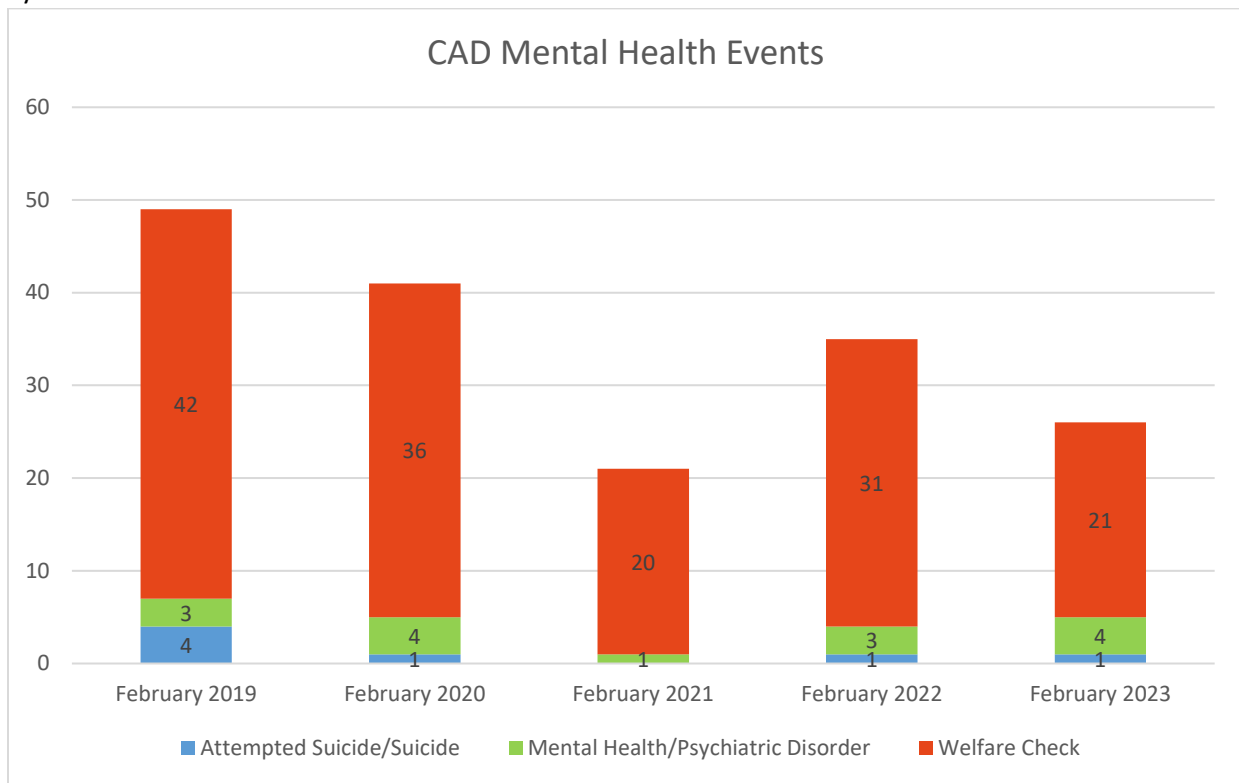


This update was produced for informational purposes only and is limited by the availability of data at the time the report was prepared. Numbers may change as additional information becomes available. Prepared by Alice Fulk Wisner.

ISU PD MONTHLY ACTION UPDATE
2/1 – 2/28/2023

There was an increase in traffic stops (19.9%), cases written (14.9%), and all calls for service (62.4%) during February of 2023 compared to February of 2022. The increase in calls for service was mostly driven by extra patrols. Harassment reports are slightly increased from 2022, with theft and criminal mischief about the same year to date. Drug and alcohol violations are both up for the month of February as well as year to date. A portion of the increase in drug violations can be tied to an increased number of traffic stops with drugs being present in the vehicles. OWI violations were the same in February 2023 compared to February of 2022, but year to date are up 65%.

There were no reports of stolen bicycles during February. During January there were 2 reports of stolen bicycles. There was a call for service which indicated several cut/broken bicycle locks were present on the bicycle racks at Helser Hall, but no reports of stolen bicycles were taken during February. There have been a few reports in early March regarding stolen bicycles from the Helser racks.

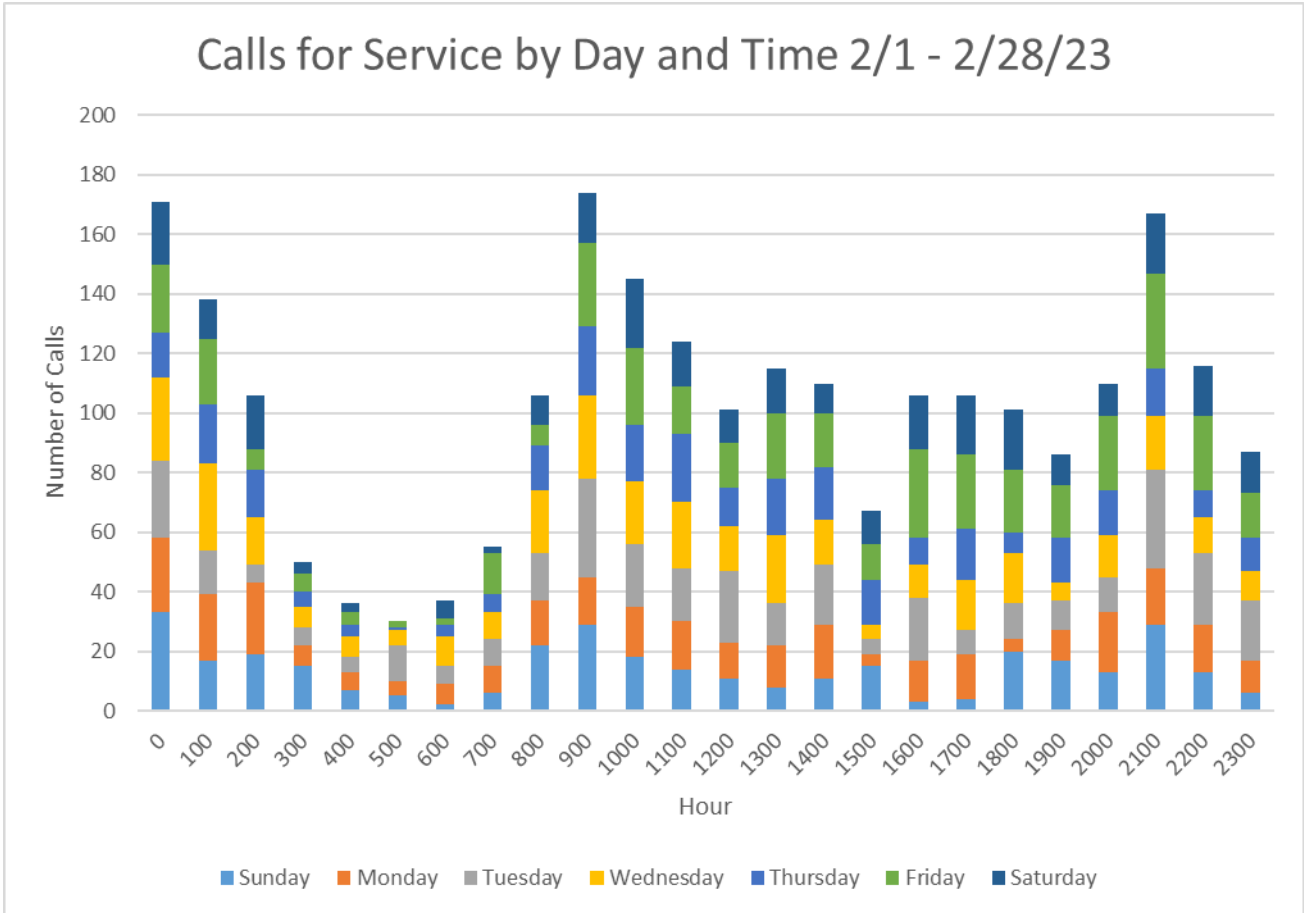


During February of 2023 there were thirteen OWI incident counts. Testing was refused in three incidents and drugs were involved in two other incidents. In the remaining cases, the Datamaster BAC ranged from .085 to .233, with the average Datamaster BAC being .149. There were thirteen OWI incident counts during February 2022. In one incident the BAC was .053 and the driver was charged with a .02 violation. Testing was refused in three incidents. In the remaining nine incidents, the BAC ranged from 0.14 to .201, with the average data master BAC being .168.

There were three public intoxication reports for the month of February 2023. The BAC ranged from .190 to .227, and the average BAC was .214. During February of 2022 there were also three public intoxication reports. The BAC ranged from .151 to .249, and the average BAC was .213.

ISU PD MONTHLY ACTION UPDATE
2/1 – 2/28/2023

The contour chart below shows all calls for service by day and time for the month of February 2023. The busiest times recorded were Sundays during the hours of 0000-0100, 0900-1000 and 2100-2200, Tuesdays between the hours of 0000-0100, 0900-1000 and 2100-2200, Wednesdays between the hours of 0000-0200 and 0900-1000, and Fridays between the hours of 0900-1100, 1600-1700 and 2100-2200.



This update was produced for informational purposes only and is limited by the availability of data at the time the report was prepared. Numbers may change as additional information becomes available. Prepared by Alice Fulk Wisner.