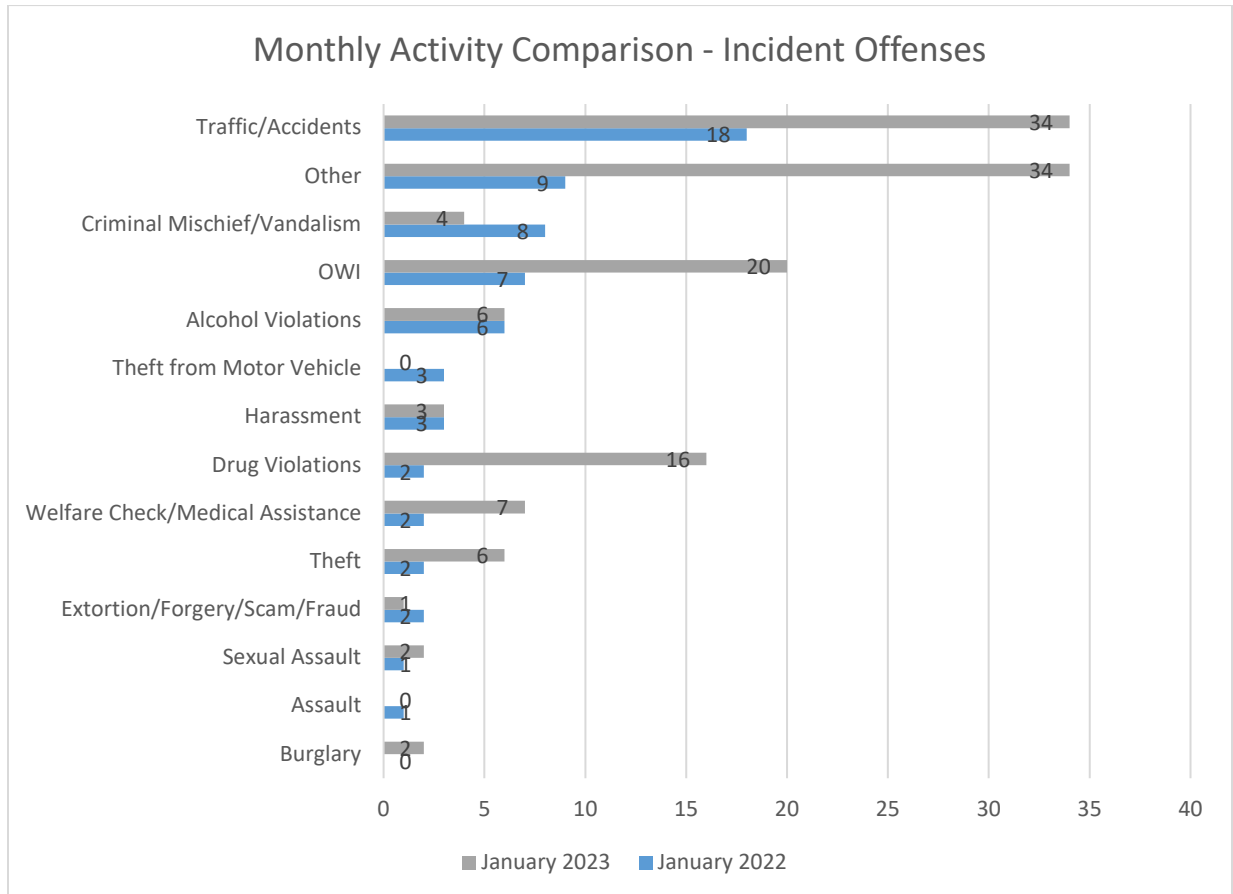


**ISU PD MONTHLY ACTION UPDATE**  
1/1 – 1/31/2023

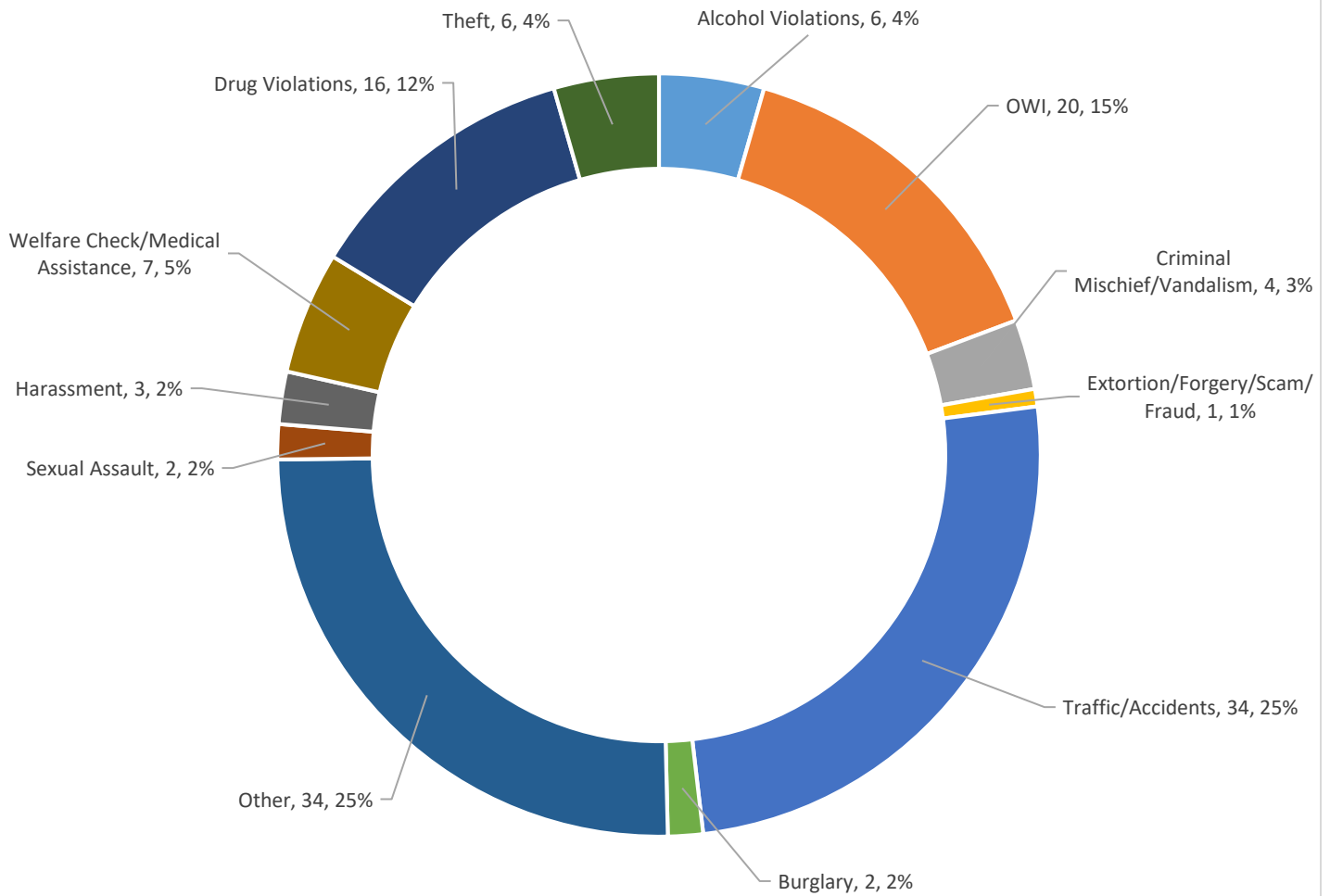
Incident Count by Offense	1/1 – 1/31/22	1/1 – 1/31/23	% Change
<b>Assault</b>	1	0	-100.0%
<b>Sexual Assault/Fondling</b>	1	2	100.0%
<b>Harassment</b>	3	3	0.0%
<b>Burglary</b>	0	2	N/A
<b>Theft</b>	2	6	200.0%
<b>Theft from MV</b>	3	0	-100.0%
<b>Motor Vehicle Theft</b>	0	0	N/A
<b>Drug Violations</b>	2	16	700.0%
<b>Alcohol Violations</b>	6	6	0.0%
<b>Extortion/Forgery/Scam/Fraud</b>	2	1	-50.0%
<b>Criminal Mischief/Vandalism</b>	8	4	-50.0%
<b>OWI</b>	7	20	185.7%
<b>Traffic and Accidents</b>	18	34	88.9%
<b>Welfare Check/Medical Assist</b>	2	7	250.0%
<b>All Other</b>	9	34	277.8%
<b>Traffic Stops</b>	214	440	105.6%
<b>New Reports</b>	56	103	83.9%
<b>Calls for Service - All</b>	1,606	3,157	96.6%



This update was produced for informational purposes only and is limited by the availability of data at the time the report was prepared. Numbers may change as additional information becomes available. Prepared by Alice Fulk Wisner.

**ISU PD MONTHLY ACTION UPDATE**  
1/1 – 1/31/2023

**January 2023 - Incident Offenses**

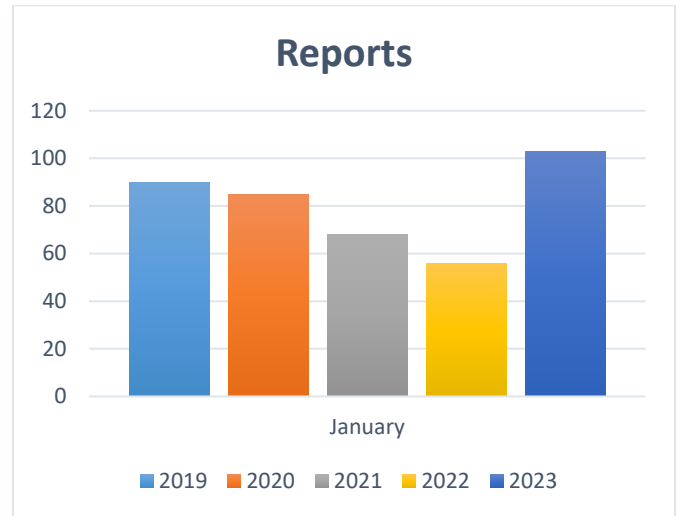
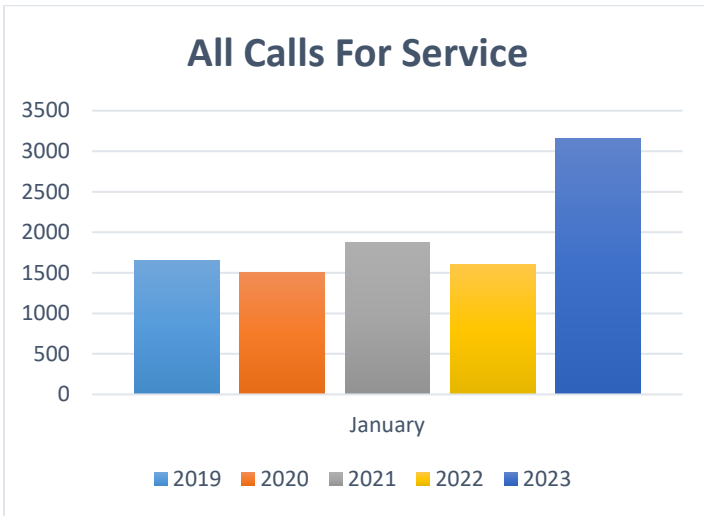


**Top 10 calls for service for January 2022 and January 2023**

January 2022		January 2023	
Extra Patrol	327	Extra Patrol	1,209
Maintenance Alarm	304	Safety Escort	516
Traffic Stop/Enforcement	216	Traffic Stop/Enforcement	440
Motorist Assistance	119	Maintenance Alarm	171
General Information/Complaint/Assist	107	General Information/Complaint/Assist	155
Office Unlock	66	Motorist Assistance	93
Safety Escort	52	Office Unlock	53
Finger Printing	36	Suspicious Behavior/Activity	40
General Alarm	29	Follow Up	38
Fire Alarm	28	Finger Printing	33

This update was produced for informational purposes only and is limited by the availability of data at the time the report was prepared. Numbers may change as additional information becomes available. Prepared by Alice Fulk Wisner.

**ISU PD MONTHLY ACTION UPDATE**  
1/1 – 1/31/2023



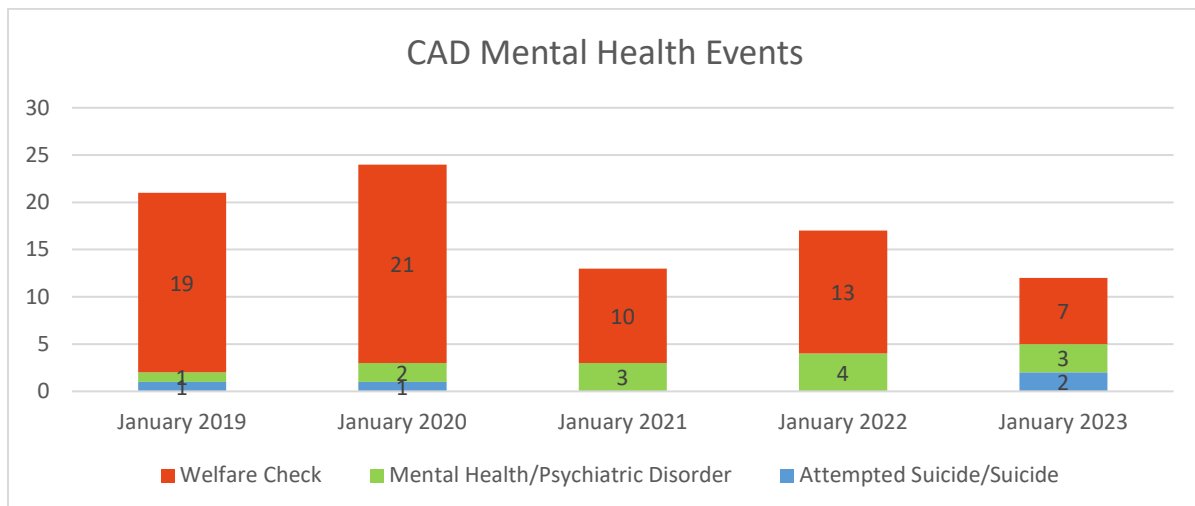
There was a dramatic increase in the number of calls for service in January 2023. The majority of the increase was the result of increased extra patrols, a change in the logging of safety escorts due to the new Iowa State Safe app, and more traffic stops. The increase in reports for January 2023 came from a larger number of OWIs and traffic stops involving driving violations and drug offenses

There were 2 reports of stolen bicycles during January.

Bike Brand	Location	Lock	Value	When Taken
Aventon	Buchanan Hall	Locked	\$1500	12/24/22 – 0130 1/12/23
Marin	Student Services	Unsure	\$600	12/31/22 – 1/1/23

During December of 2022 there were two bicycles stolen from Buchanan Hall and Larch Hall. Both had been locked. The value of one was unknown, the value of the other was \$460.

The following graph shows Computer Aided Dispatch events with a mental health aspect for the month of January from 2019 - 2023.



This update was produced for informational purposes only and is limited by the availability of data at the time the report was prepared. Numbers may change as additional information becomes available. Prepared by Alice Fulk Wisner.

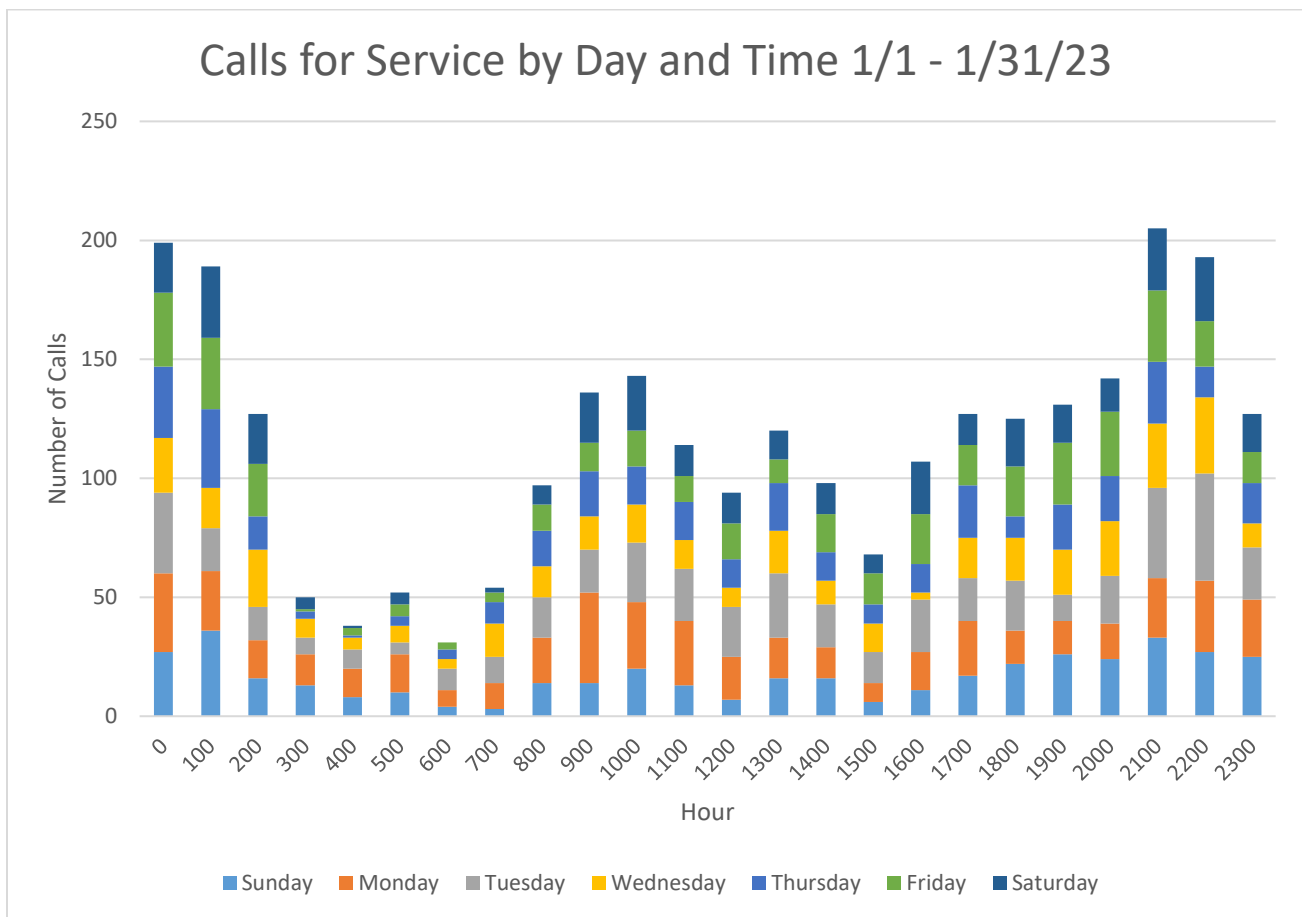
**ISU PD MONTHLY ACTION UPDATE**  
1/1 – 1/31/2023

There was one medical assistance report with an individual who had taken too much Rx medication. It was not a suicide attempt, and they were transported to Mary Greeley Hospital.

There were twenty OWI incident counts during January 2023. Testing was refused in four incidents and drugs were involved in another. In the remaining cases, the Datamaster BAC ranged from .033 to .296, with the average Datamaster BAC being .158. During January of 2022 there were seven OWI reports. Testing was refused in two incidents and drugs were involved in another. In the remaining cases, the BAC ranged from 0.94 to .202, with the average Datamaster BAC being .152.

There were two public intoxication reports for the month of January 2023. Testing was refused in one incident, and the BAC was .063 in the other incident. There were two public intoxication reports for the month of January 2022. Testing was refused in one incident, and the BAC was .206 in the other incident.

The contour chart below shows all calls for service by day and time for the month of January 2023. The busiest times recorded were Sundays during the hours of 0100-0200 and 2100-2200, Mondays between the hours of 0000-0100, 0900-1000 and 2200-2300, Tuesdays between the hours of 0000-0100 and 2100-2300, Wednesdays between the hour of 2200-2300, Thursdays between the hours of 0000-0200, Fridays between the hours of 0000-0200 and 2100-2200, and Saturdays between the hour of 0100-0200.



This update was produced for informational purposes only and is limited by the availability of data at the time the report was prepared. Numbers may change as additional information becomes available. Prepared by Alice Fulk Wisner.