

---

*ISU Police Department Monthly Activity Report for 2022*

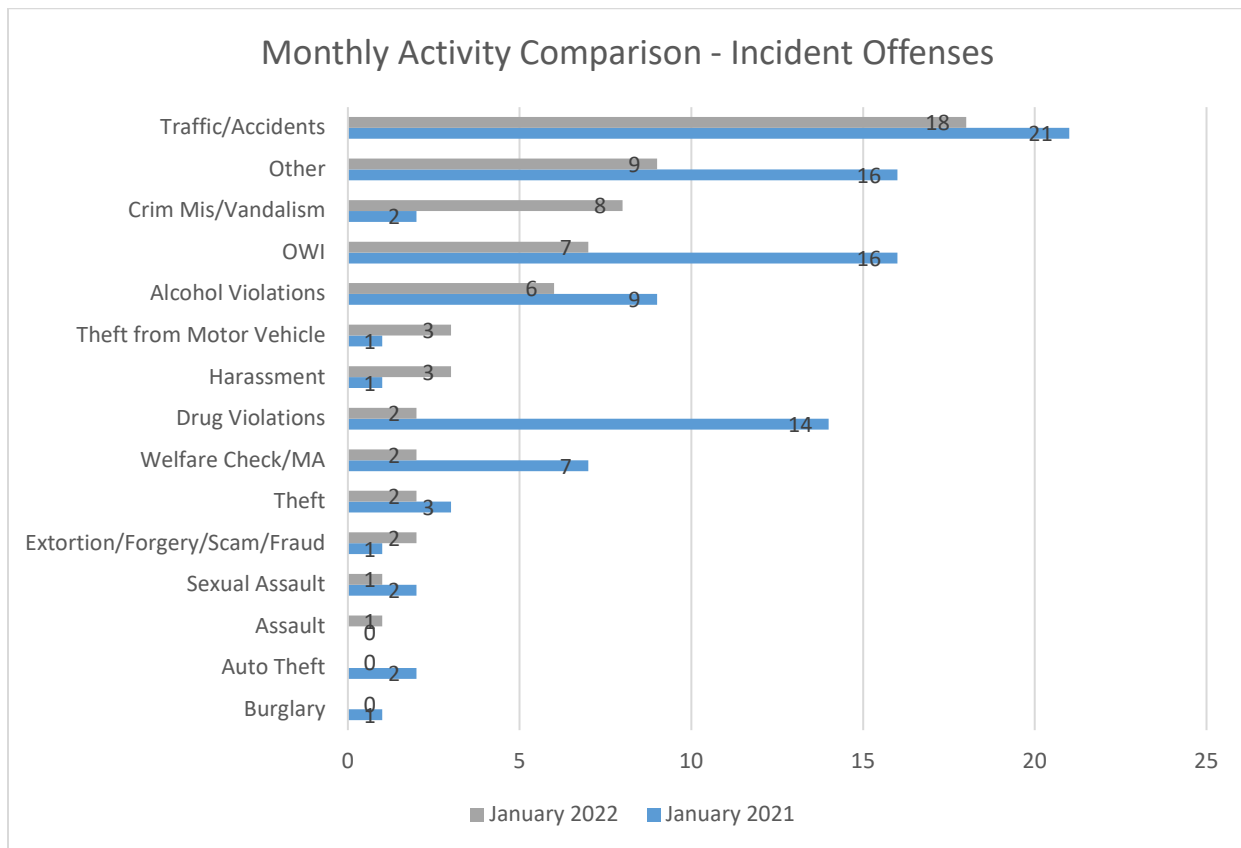
---

**TABLE OF CONTENTS**

JANUARY 2022 ACTIVITY REPORT  
FEBRUARY 2022 ACTIVITY REPORT  
MARCH 2022 ACTIVITY REPORT  
APRIL 2022 ACTIVITY REPORT  
MAY 2022 ACTIVITY REPORT  
JUNE 2022 ACTIVITY REPORT  
JULY 2022 ACTIVITY REPORT  
AUGUST 2022 ACTIVITY REPORT  
SEPTEMBER 2022 ACTIVITY REPORT  
OCTOBER 2022 ACTIVITY REPORT  
NOVEMBER 2022 ACTIVITY REPORT  
DECEMBER 2022 ACTIVITY REPORT

**ISU PD MONTHLY ACTION UPDATE**  
1/1 – 1/31/2022

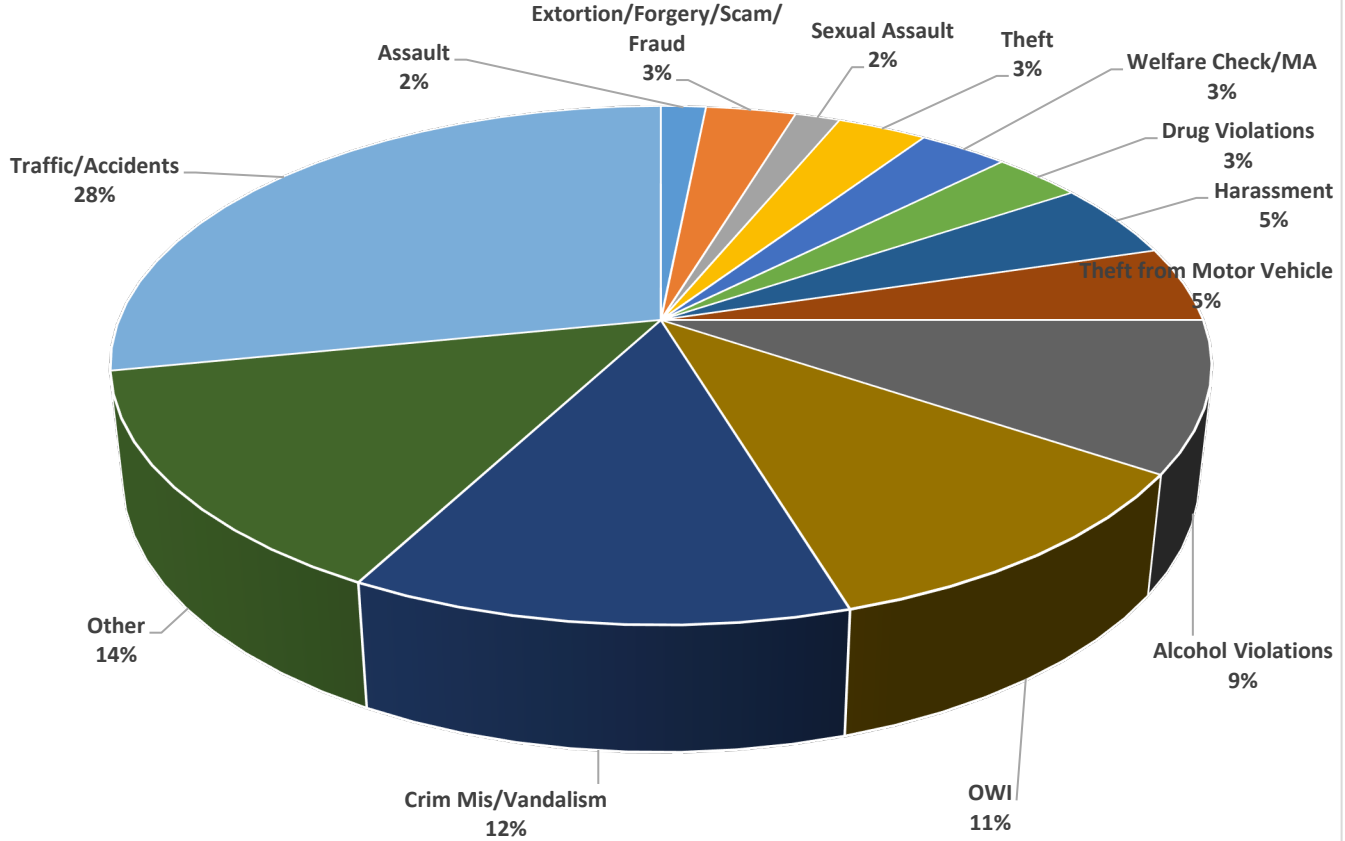
Incident Count by Offense	1/1 – 1/31/21	1/1 – 1/31/22	% Change
<b>Robbery</b>	0	0	N/A
<b>Assault</b>	0	1	N/A
<b>Sexual Assault/Fondling</b>	2	1	-50.0%
<b>Harassment</b>	1	3	200.0%
<b>Burglary</b>	1	0	-100.0%
<b>Theft</b>	3	2	-33.3%
<b>Theft from MV</b>	1	3	200.0%
<b>Motor Vehicle Theft</b>	2	0	-100.0%
<b>Drug Violations</b>	14	2	-85.7%
<b>Alcohol Violations</b>	9	6	-33.3%
<b>Extortion/Forgery/Scam/Fraud</b>	1	2	100.0%
<b>Criminal Mischief/Vandalism</b>	2	8	300.0%
<b>OWI</b>	16	7	-56.3%
<b>Traffic and Accidents</b>	21	18	-14.3%
<b>Welfare Check/Medical Assist</b>	7	2	-71.4%
<b>All Other</b>	16	9	-43.8%
<b>Traffic Stops</b>	313	214	-31.6%
<b>New Reports</b>	68	56	-17.6%
<b>Calls for Service - All</b>	1,875	1,606	-14.3%



This update was produced for informational purposes only and is limited by the availability of data at the time the report was prepared. Numbers may change as additional information becomes available. Prepared by Alice Fulk Wisner.

**ISU PD MONTHLY ACTION UPDATE**  
1/1 – 1/31/2022

**January 2022 - Incident Offenses**

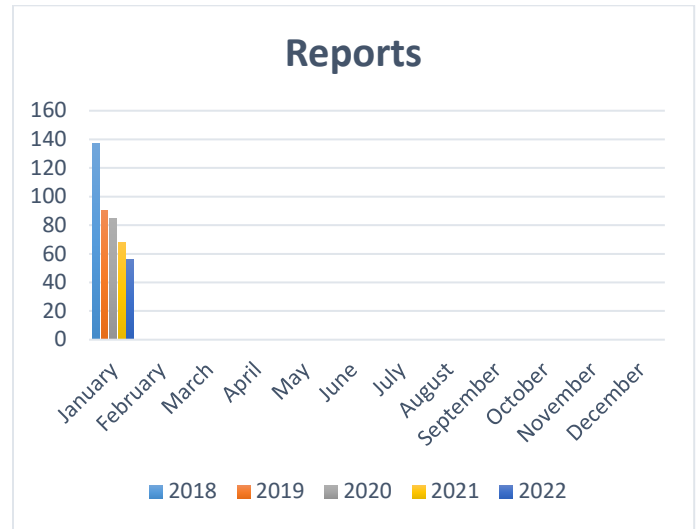
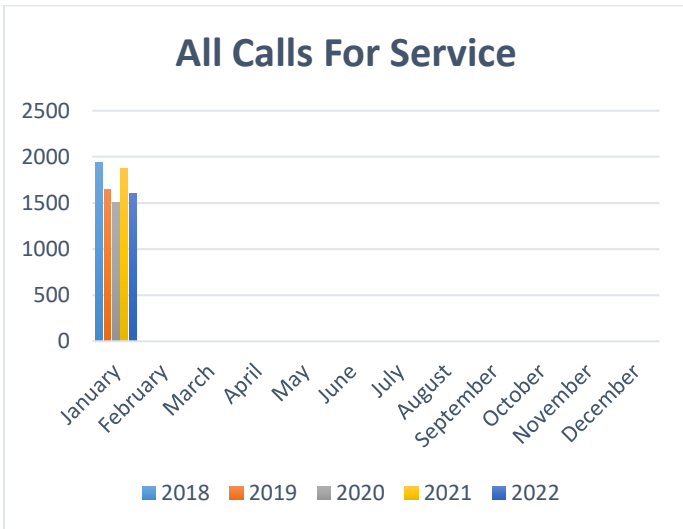


**Top 10 calls for service for January 2021 and January 2022**

January 2021		January 2022	
Extra Patrol	799	Extra Patrol	327
Traffic Stop/Enforcement	314	Maintenance Alarm	304
Maintenance Alarm	156	Traffic Stop/Enforcement	216
General Information/Complaint/Assist	98	Motorist Assistance	119
Finger Printing	47	General Information/Complaint/Assist	107
Suspicious Behavior/Activity	45	Office Unlock	66
Motorist Assistance	42	Safety Escort	52
Office Unlock	39	Finger Printing	36
Follow Up	30	General Alarm	29
General Alarm	30	Fire Alarm	28

This update was produced for informational purposes only and is limited by the availability of data at the time the report was prepared. Numbers may change as additional information becomes available. Prepared by Alice Fulk Wisner.

**ISU PD MONTHLY ACTION UPDATE**  
1/1 – 1/31/2022

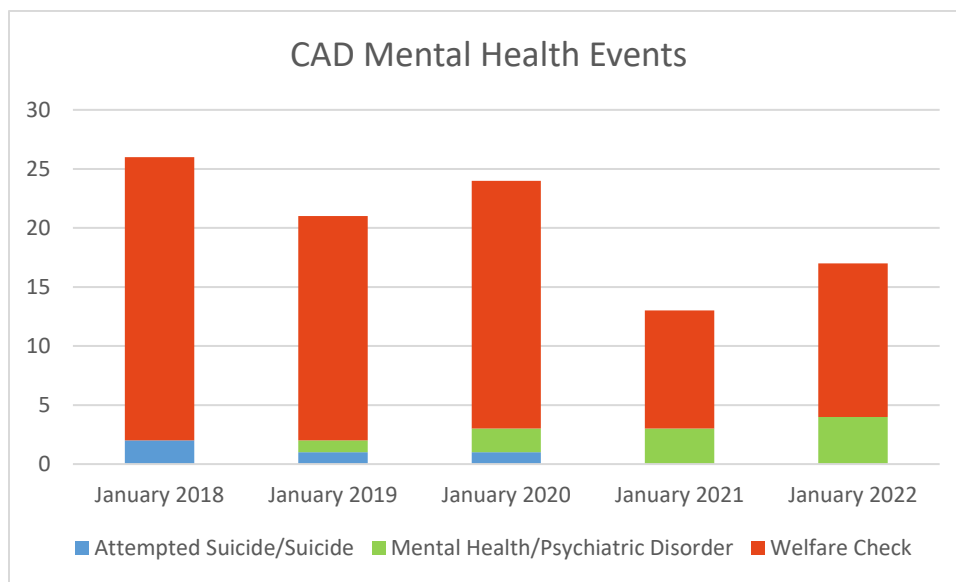


There were fewer reports and calls for service in January 2022 compared to January of last year.

There were no reports of stolen bicycles during the month of January.

The following table breaks out all of the January Computer Aided Dispatch events with a mental health aspect.

CAD Events	1/1-1/31/21	1/1-1/31/22
Attempted Suicide/Suicide	0	0
Mental Health/Psychiatric Disorder	3	4
Welfare Check	10	13
<b>Total</b>	<b>13</b>	<b>17</b>

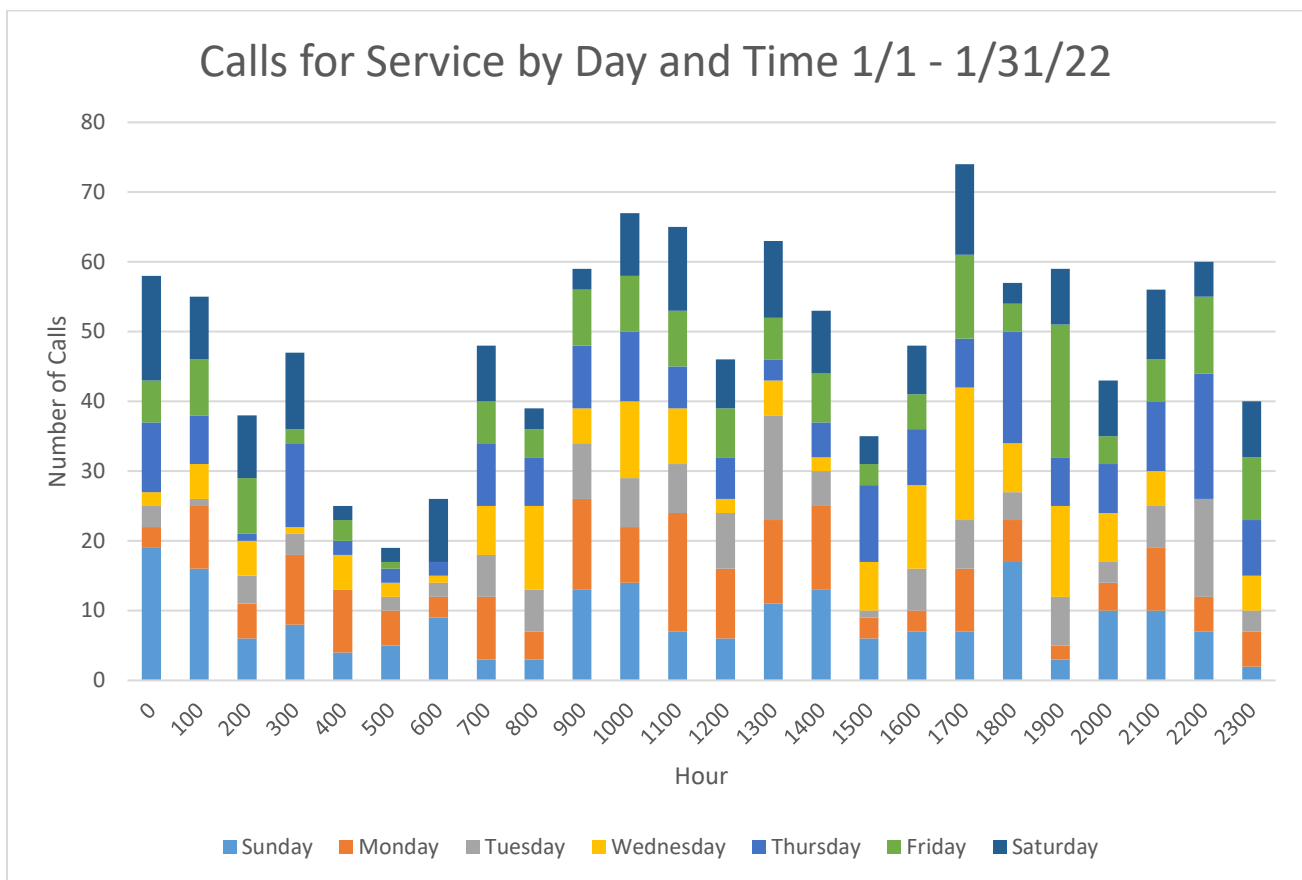


**ISU PD MONTHLY ACTION UPDATE**  
1/1 – 1/31/2022

There were seven OWI incident counts during January 2022. Testing was refused in two incidents and drugs were involved in another. In the remaining cases, the BAC ranged from 0.94 to .202, with the average data master BAC being .158. During January of 2021 there were sixteen OWI reports. In the reports where BAC testing was done, the average data master BAC was .164, with the highest level .235 and the lowest BAC level .09.

There were two public intoxication reports for the month of January 2022. Testing was refused in one incident, and the BAC was .206 in the other incident. In January 2021 there were 6 public intoxication arrests, and of the individuals that were tested the average BAC was .273, with the highest reading .345 and the lowest 0.216.

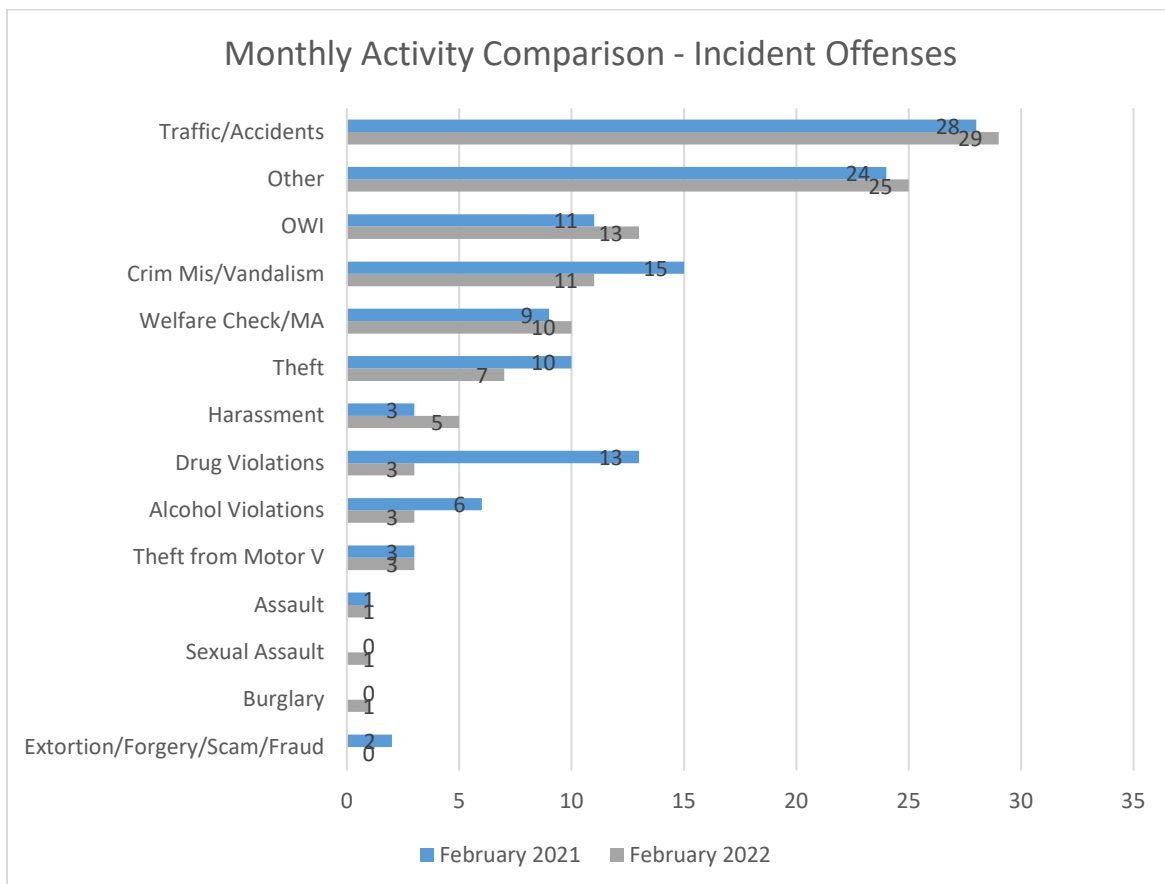
The contour chart below shows all calls for service by day and time for the month of January 2022. The busiest times recorded were Sundays during the hours of 0000-0200 and 1800-0900, Mondays between the hours of 1100-1200, Wednesdays between the hour of 1700-1800, Thursdays between the hours of 1800-1900 and 2200-2300, and Fridays between the hour of 1900-2000.



This update was produced for informational purposes only and is limited by the availability of data at the time the report was prepared. Numbers may change as additional information becomes available. Prepared by Alice Fulk Wisner.

**ISU PD MONTHLY ACTION UPDATE**  
2/1 – 2/28/2022

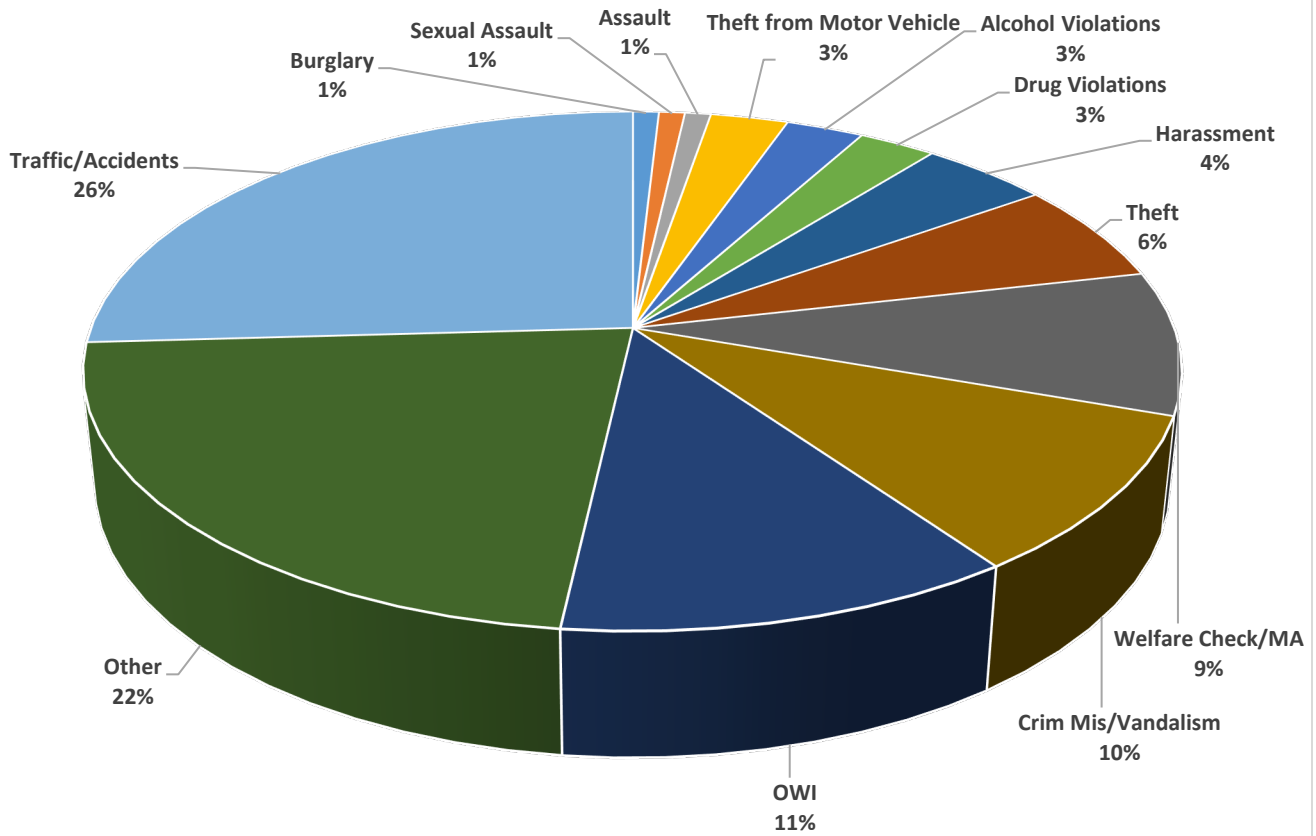
Incident Count by Offense	2/1 – 2/28/21	2/1 – 2/28/22	% Change	YTD 2021	YTD 2022	% Change
Assault	1	1	0.0%	1	2	100.0%
Sexual Assault/Fondling	0	1	N/A	2	2	0.0%
Harassment	3	5	66.7%	4	8	100.0%
Burglary	0	1	N/A	1	1	0.0%
Theft	10	7	-30.0%	13	9	-30.8%
Theft from Motor Vehicle	3	3	0.0%	4	4	0.0%
Motor Vehicle Theft	0	0	N/A	2	2	0.0%
Drug Violations	13	3	-76.9%	27	5	-81.5%
Alcohol Violations	6	3	-50.0%	15	9	-40.0%
Extortion/Forgery/Scam/Fraud	2	0	-100.0%	3	2	-33.3%
Criminal Mischief/Vandalism	15	11	-26.7%	17	19	11.8%
OWI	11	13	18.2%	27	20	-25.9%
Traffic and Accidents	28	29	3.6%	49	46	-6.1%
Welfare Check/Medical Assist	9	10	11.1%	16	12	-25.0%
All Other	24	25	4.2%	40	35	-12.5%
<b>Traffic Stops</b>	<b>256</b>	<b>335</b>	<b>30.9%</b>	<b>569</b>	<b>549</b>	<b>-3.5%</b>
<b>New Reports</b>	<b>111</b>	<b>102</b>	<b>-8.1%</b>	<b>179</b>	<b>158</b>	<b>-11.7%</b>
<b>Calls for Service - All</b>	<b>1,614</b>	<b>1,662</b>	<b>3.0%</b>	<b>3,489</b>	<b>3,268</b>	<b>-6.3%</b>



This update was produced for informational purposes only and is limited by the availability of data at the time the report was prepared. Numbers may change as additional information becomes available. Prepared by Alice Fulk Wisner.

ISU PD MONTHLY ACTION UPDATE  
2/1 – 2/28/2022

**February 2022 - Incident Offenses**

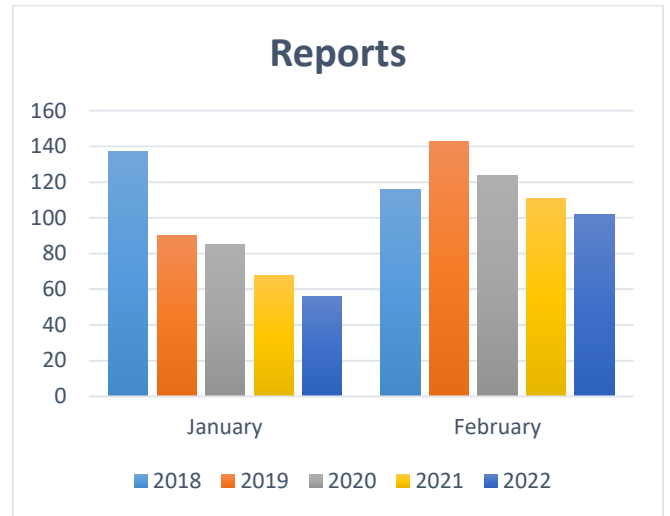
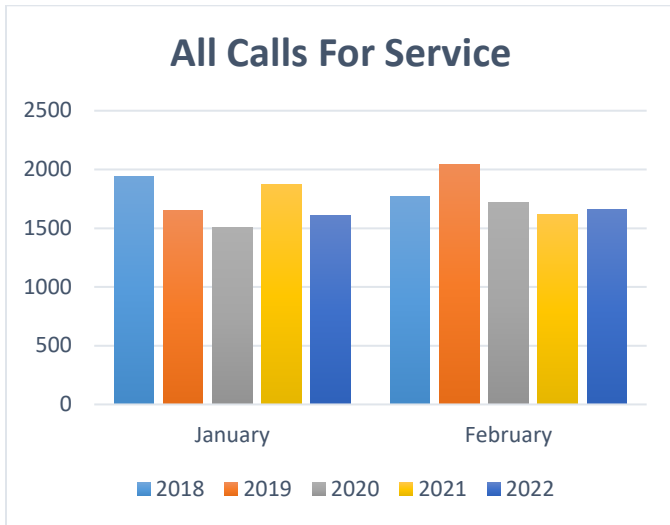


**Top 10 calls for service for February 2021 and February 2022**

February 2021		February 2022	
Motorist Assistance	290	Traffic Stop/Enforcement	337
Maintenance Alarm	272	Extra Patrol	254
Traffic Stop/Enforcement	256	Maintenance Alarm	157
Extra Patrol	114	Motorist Assistance	148
General Information/Complaint/Assist	93	General Information/Complaint/Assist	100
General Alarm	48	Office Unlock	76
Office Unlock	42	Follow Up	56
Suspicious Behavior/Activity	42	Safety Escort	38
Finger Printing	39	General Alarm	30
Fire Alarm	30	Welfare Check	30

This update was produced for informational purposes only and is limited by the availability of data at the time the report was prepared. Numbers may change as additional information becomes available. Prepared by Alice Fulk Wisner.

**ISU PD MONTHLY ACTION UPDATE**  
2/1 – 2/28/2022



There were more calls for service in February 2022 compared to February of last year, but fewer reports were written. Through the first two months of 2022 there has been a continued steady trend of criminal mischief and theft reports being made.

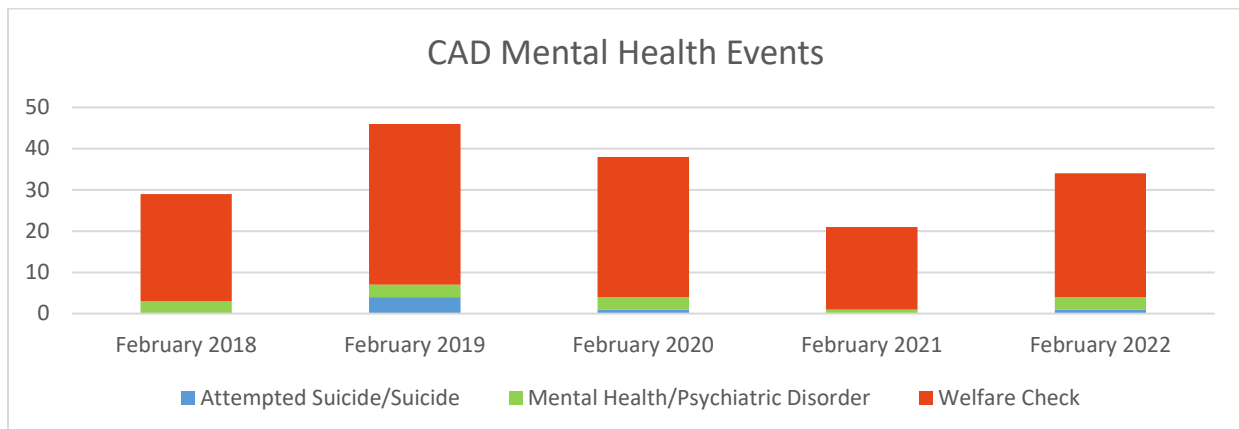
There was one report of a stolen bicycle during February.

Bike Brand	Location	Lock	Value	When Taken
Cannondale	Friley Hall	Locked	\$180	1/16 – 2/27

During January there were no reports of stolen bicycles.

The following table breaks out all of February Computer Aided Dispatch events with a mental health aspect.

CAD Events	2/1-2/28/21	2/1-2/28/22
Attempted Suicide/Suicide	0	1
Mental Health/Psychiatric Disorder	1	3
Welfare Check	20	30
<b>Total</b>	<b>21</b>	<b>34</b>



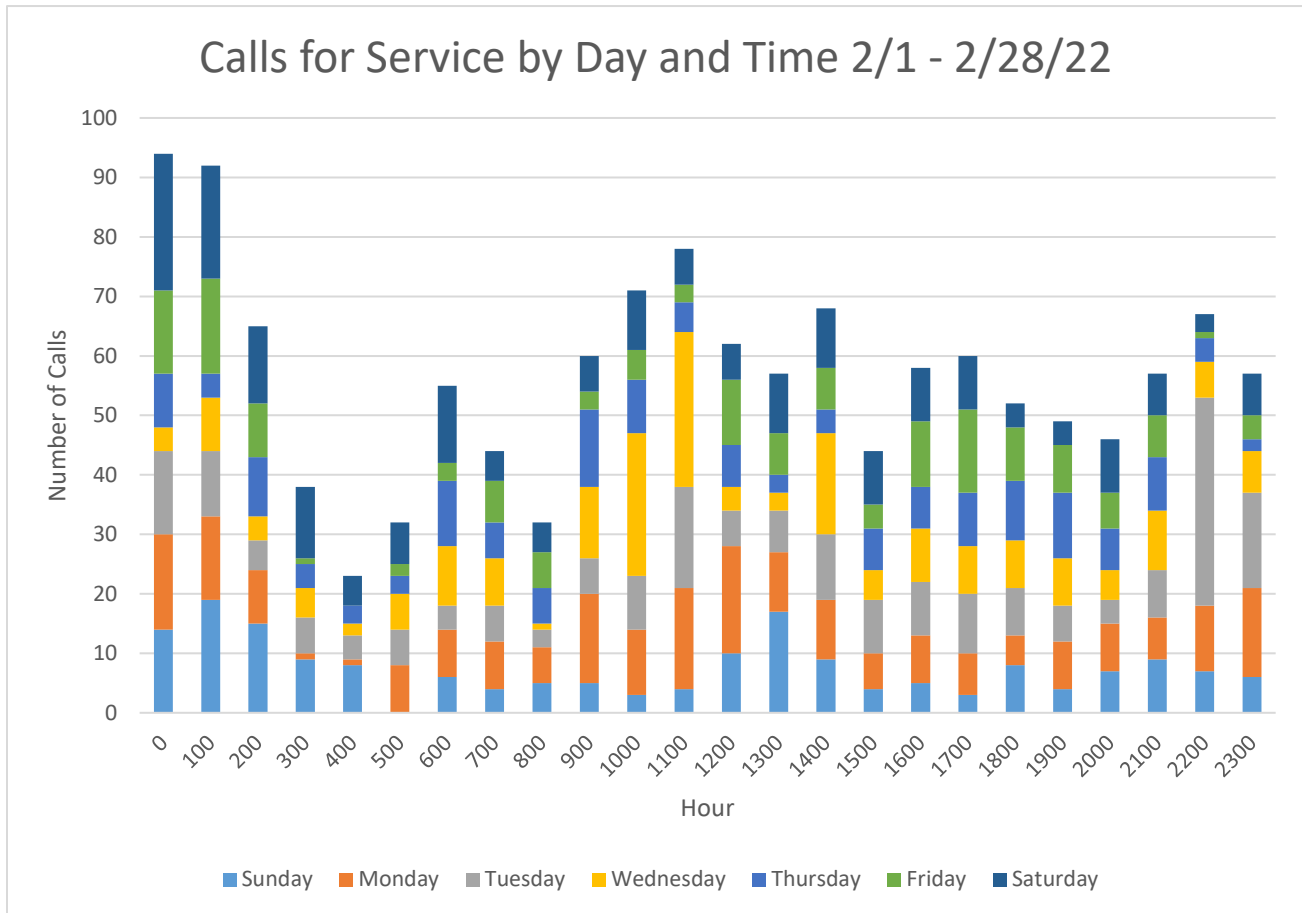


**ISU PD MONTHLY ACTION UPDATE**  
2/1 – 2/28/2022

There were thirteen OWI incident counts during February 2022. In one incident the BAC was .053 and the driver was charged with a .02 violation. Data master testing was refused in three incidents and in those incidents the initial BAC recorded was .097, .183, and .300. In the remaining nine incidents, the BAC ranged from 0.14 to .201, with the average data master BAC being .168. During February of 2021 there were eleven OWI reports with testing refused in two incidents. In the reports where BAC testing was done, the average data master BAC was .180, with the highest level .275 and the lowest BAC level .116.

There were three public intoxication reports for the month of February 2022. The BAC ranged from .151 to .249, and the average BAC was .213. In February 2021 there were 4 public intoxication arrests, and of the three individuals that were tested the average BAC was .201, with the highest reading .245 and the lowest .133.

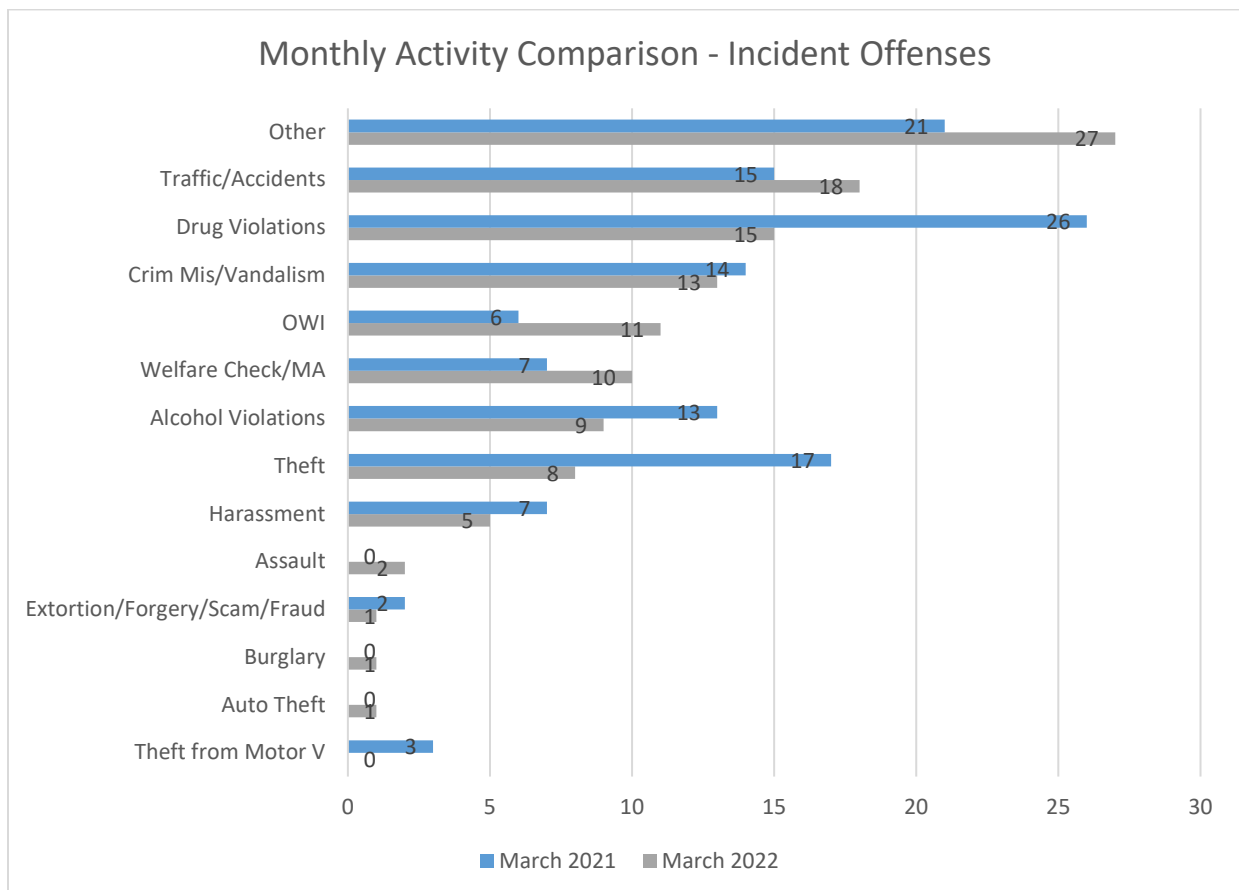
The contour chart below shows all calls for service by day and time for the month of February 2022. The busiest times recorded were Sundays during the hours of 0100-0200 and 1300-1400, Mondays between the hours of 0000-0100 and 1100-1300, Tuesdays between the hours of 1100-1200 and 2200-2400, Wednesdays between the hours of 1000-1200 and 1400-1500, Fridays between the hour of 0100-0200, and Saturdays between the hours of 0000-0200.



This update was produced for informational purposes only and is limited by the availability of data at the time the report was prepared. Numbers may change as additional information becomes available. Prepared by Alice Fulk Wisner.

**ISU PD MONTHLY ACTION UPDATE**  
3/1 – 3/31/2022

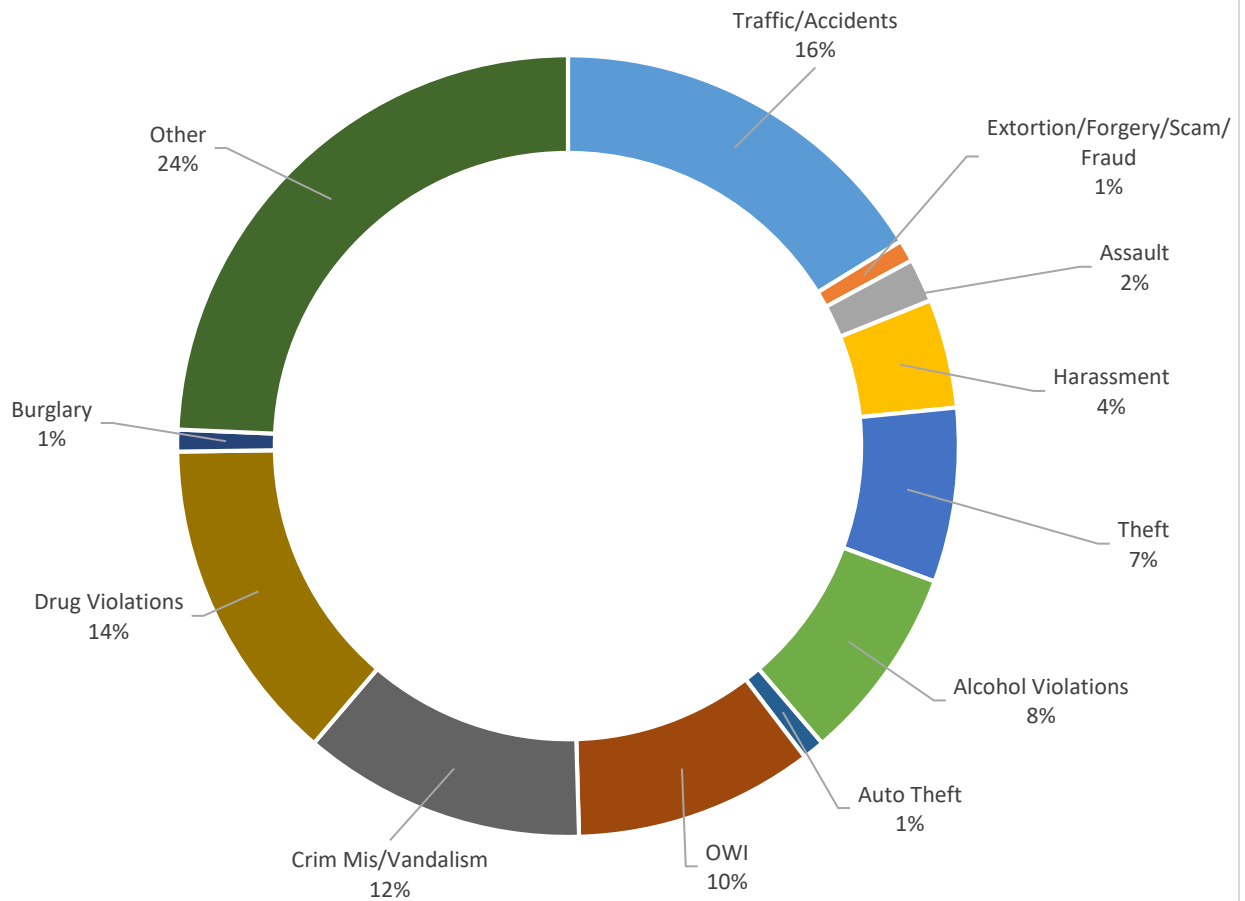
Incident Count by Offense	3/1 – 3/31/21	3/1 – 3/31/22	% Change	YTD 2021	YTD 2022	% Change
Assault	0	2	N/A	1	4	300.0%
Sexual Assault/Fondling	0	0	N/A	2	2	0.0%
Harassment	7	5	-28.6%	11	13	18.2%
Burglary	0	1	N/A	1	2	100.0%
Theft	17	8	-52.9%	30	17	-43.3%
Theft from Motor Vehicle	3	0	-100.0%	7	6	-14.3%
Motor Vehicle Theft	0	1	N/A	2	1	-50.0%
Drug Violations	26	15	-42.3%	53	20	-62.3%
Alcohol Violations	13	9	-30.8%	27	18	-33.3%
Extortion/Forgery/Scam/Fraud	2	1	-50.0%	5	3	-40.0%
Criminal Mischief/Vandalism	14	13	-7.1%	31	32	3.2%
OWI	6	11	83.3%	33	31	-6.1%
Traffic and Accidents	15	18	20.0%	64	64	0.0%
Welfare Check/Medical Assist	7	10	42.9%	23	22	-4.3%
All Other	21	27	28.6%	62	62	0.0%
<b>Traffic Stops</b>	<b>365</b>	<b>366</b>	<b>0.3%</b>	<b>934</b>	<b>915</b>	<b>-2.0%</b>
<b>New Reports</b>	<b>111</b>	<b>101</b>	<b>-9.0%</b>	<b>290</b>	<b>258</b>	<b>-11.0%</b>
<b>Calls for Service - All</b>	<b>1,573</b>	<b>1,694</b>	<b>7.7%</b>	<b>5,062</b>	<b>4,962</b>	<b>-2.0%</b>



This update was produced for informational purposes only and is limited by the availability of data at the time the report was prepared. Numbers may change as additional information becomes available. Prepared by Alice Fulk Wisner.

ISU PD MONTHLY ACTION UPDATE  
3/1 – 3/31/2022

March 2022 - Incident Offenses



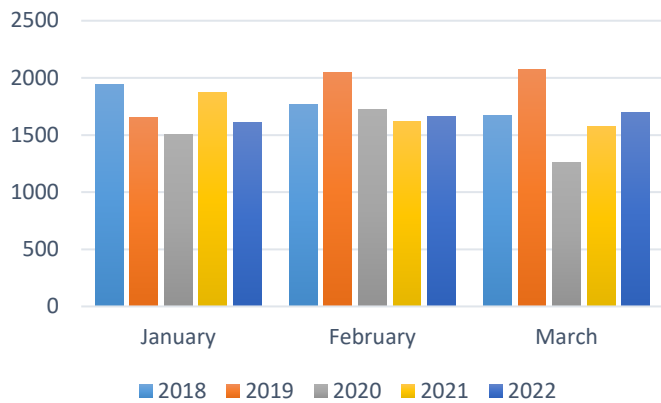
Top 10 calls for service for March 2021 and March 2022

March 2021		March 2022	
Traffic Stop/Enforcement	367	Traffic Stop/Enforcement	366
Extra Patrol	218	Extra Patrol	315
Maintenance Alarm	146	Maintenance Alarm	163
General Information/Complaint/Assist	118	General Information/Complaint/Assist	125
Finger Printing	79	Motorist Assistance	86
Motorist Assistance	63	Follow Up	57
Suspicious Behavior/Activity	53	Office Unlock	52
Office Unlock	45	Suspicious Behavior/Activity	45
Follow Up	43	Finger Printing	41
Welfare Check	30	Vandalism/Criminal Mischief	37

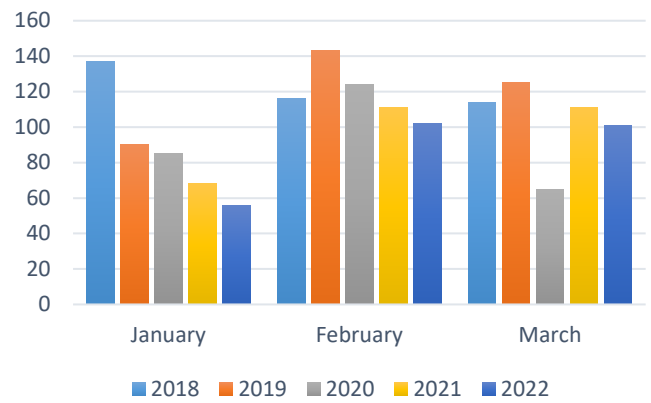
This update was produced for informational purposes only and is limited by the availability of data at the time the report was prepared. Numbers may change as additional information becomes available. Prepared by Alice Fulk Wisner.

**ISU PD MONTHLY ACTION UPDATE**  
3/1 – 3/31/2022

**All Calls For Service**



**Reports**



Activity overall in March 2022 was fairly similar to March 2021. During March of 2022 and year to date, there have been less thefts reported than in 2021. Year to date, drug and alcohol violations are down by 62.3% and 33.3%.

There were four reports of stolen bicycles during March.

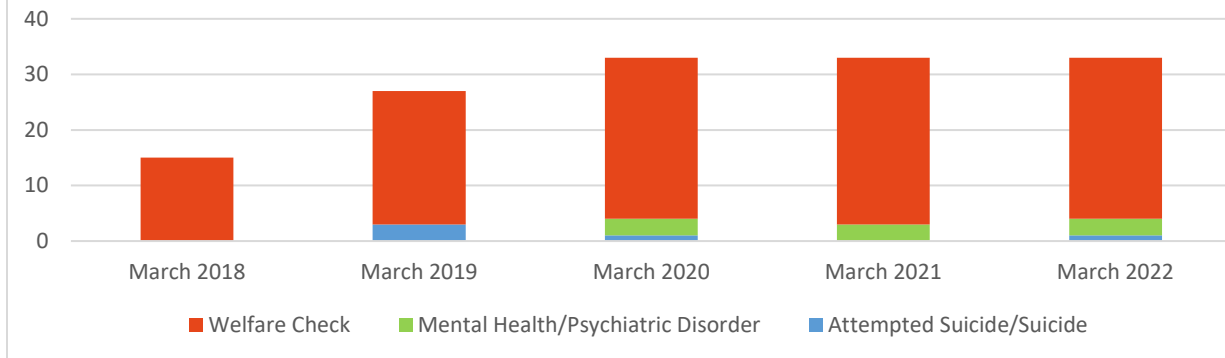
Bike Brand	Location	Lock	Value	When Taken
Specialized	Food Sciences	Locked	\$495	1030 – 1710 3/10
Cannondale	Elings Hall	Locked	\$650	1715 – 1800 3/10
Trek	Eaton Hall	Locked	\$800	3/11 - 3/18
Schwinn	Geoffroy Hall	Locked	\$150	3/12 – 1800 3/21

During February of 2022 there was one report of stolen bicycle from Friley Hall.

The following table breaks out all of March Computer Aided Dispatch events with a mental health aspect.

CAD Events	3/1-3/31/21	3/1-3/31/22
Attempted Suicide/Suicide	0	1
Mental Health/Psychiatric Disorder	3	3
Welfare Check	30	29
<b>Total</b>	<b>33</b>	<b>33</b>

**CAD Mental Health Events**



**ISU PD MONTHLY ACTION UPDATE**  
3/1 – 3/31/2022

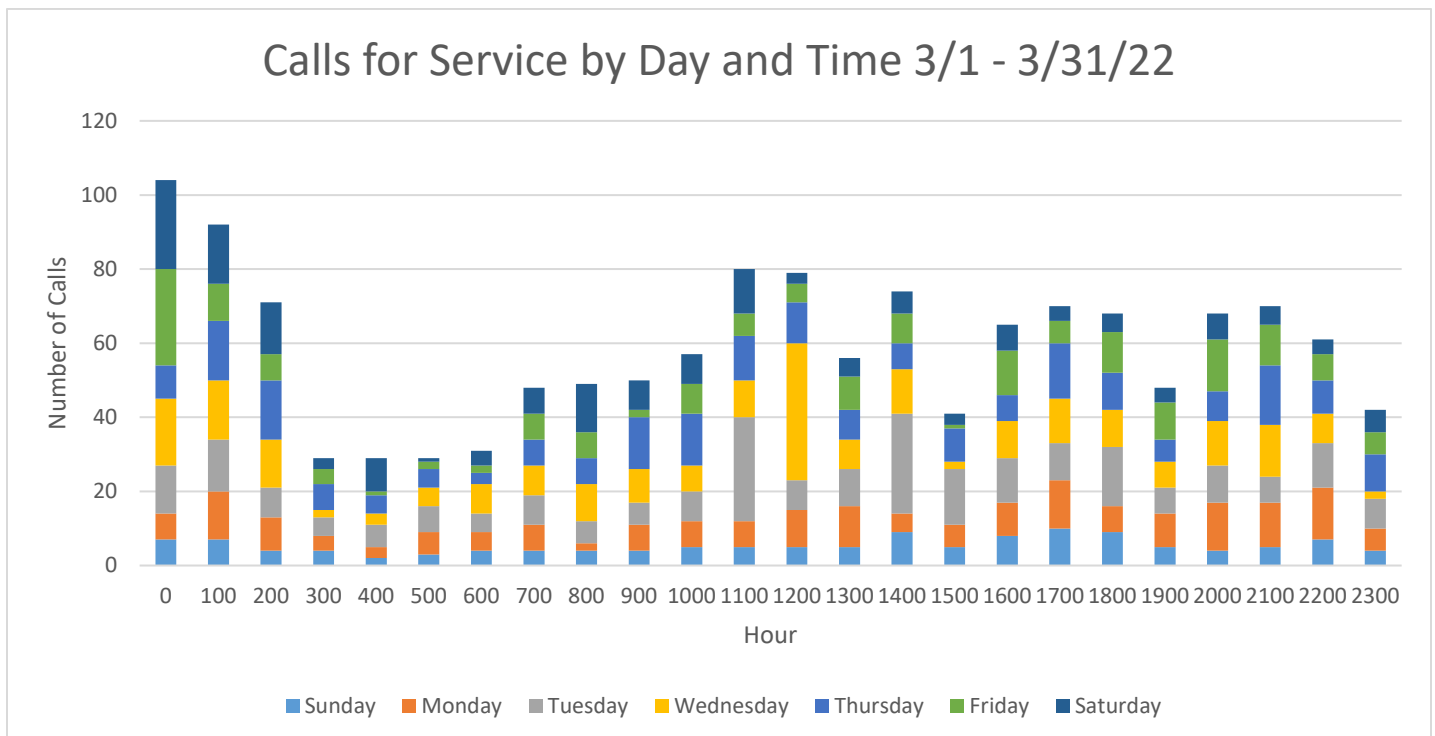
During the first quarter of 2022, there was one incident requiring response to resistance (use of force), 94 arrests, and 4,962 calls for service. Response to resistance incidents represent 1.06% of arrests and 0.02% of calls for service during this time.

Case #	Date	Location	Type of Case	Use of Force	Subject
21-000032	1/23/2022	Garfield Avenue and Phoenix Street	Speeding, Reckless Driving, Failure to Maintain Control, Driving Under Suspension and Eluding	Handgun Drawn	18 year old Black Male

There were eleven OWI incident counts during March 2022. In one incident the BAC was .063 and the driver was charged with a .02 violation. DataMaster testing was refused in one other incident. In the remaining nine incidents, the BAC ranged from 0.08 to .233, with the average DataMaster BAC being .139. During March of 2021 there were six OWI reports, and the average DataMaster BAC was .147.

There were four public intoxication reports for the month of March 2022. Testing was refused in two of the reports. In the remaining two reports the BAC was .147 and .265. In March 2021 there were 5 public intoxication reports, and of the four individuals that were tested the average BAC was .215, with the highest reading .267 and the lowest .192.

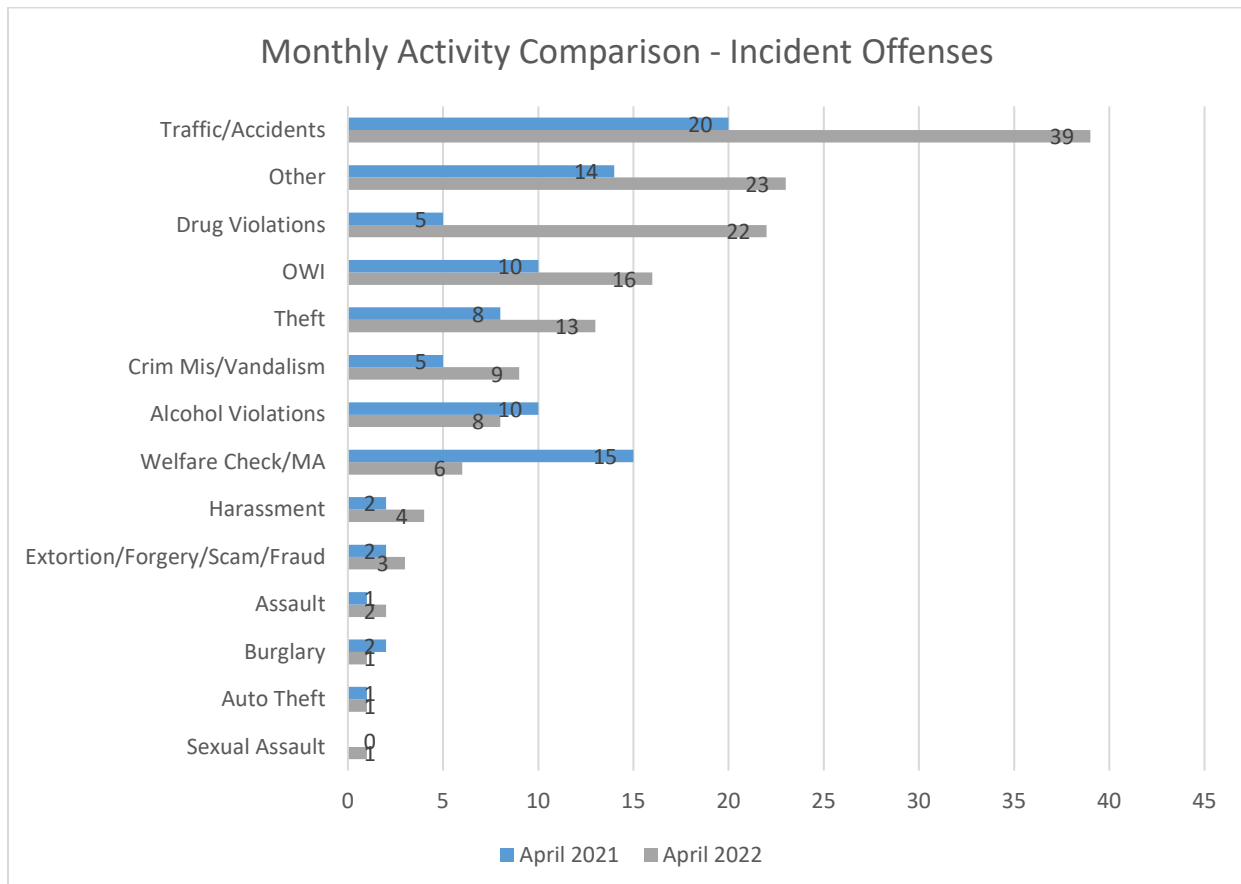
The contour chart below shows all calls for service by day and time for the month of March 2022. The busiest times recorded were Tuesdays between the hours of 1100-1200, 1400-1500 and 1800-1900, Wednesdays between the hours of 0000-0200 and 1200-1300, Thursdays between the hours of 0100-0300 and 2100-2200, Fridays between the hour of 0000-0100, and Saturdays between the hours of 0000-0200.



This update was produced for informational purposes only and is limited by the availability of data at the time the report was prepared. Numbers may change as additional information becomes available. Prepared by Alice Fulk Wisner.

**ISU PD MONTHLY ACTION UPDATE**  
4/1 – 4/30/2022

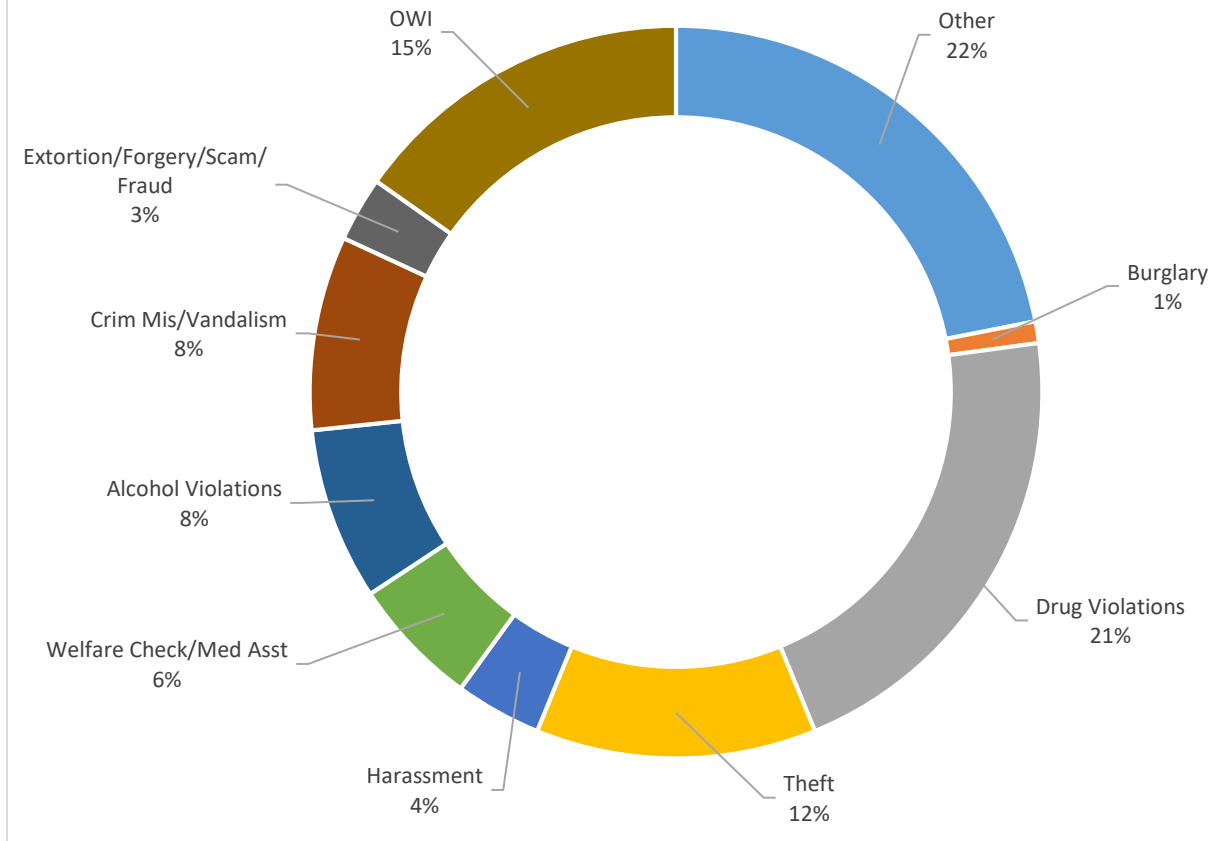
Incident Count by Offense	4/1 – 4/30/21	4/1 – 4/30/22	% Change	YTD 2021	YTD 2022	% Change
Assault	1	2	100.0%	2	6	200.0%
Sexual Assault/Fondling	0	1	N/A	2	3	50.0%
Harassment	2	4	100.0%	13	17	30.8%
Burglary	2	1	-50.0%	3	3	0.0%
Theft	8	13	62.5%	36	30	-16.7%
Theft from Motor Vehicle	0	0	N/A	9	4	-55.6%
Motor Vehicle Theft	1	1	0.0%	3	4	33.3%
Drug Violations	5	22	340.0%	58	42	-27.6%
Alcohol Violations	10	8	-20.0%	38	26	-31.6%
Extortion/Forgery/Scam/Fraud	2	3	50.0%	7	6	-14.3%
Criminal Mischief/Vandalism	5	9	80.0%	36	41	13.9%
OWI	10	16	60.0%	43	47	9.3%
Traffic and Accidents	20	39	95.0%	84	103	22.6%
Welfare Check/Medical Assist	15	6	-60.0%	38	28	-26.3%
All Other	14	23	64.3%	75	85	13.3%
<b>Traffic Stops</b>	<b>328</b>	<b>409</b>	<b>24.7%</b>	<b>1,262</b>	<b>1,324</b>	<b>4.9%</b>
<b>New Reports</b>	<b>85</b>	<b>111</b>	<b>30.6%</b>	<b>375</b>	<b>370</b>	<b>-1.3%</b>
<b>Calls for Service - All</b>	<b>1,398</b>	<b>2,046</b>	<b>7.7%</b>	<b>6,460</b>	<b>7,008</b>	<b>8.5%</b>



This update was produced for informational purposes only and is limited by the availability of data at the time the report was prepared. Numbers may change as additional information becomes available. Prepared by Alice Fulk Wisner.

**ISU PD MONTHLY ACTION UPDATE**  
4/1 – 4/30/2022

**April 2022 - Incident Offenses**

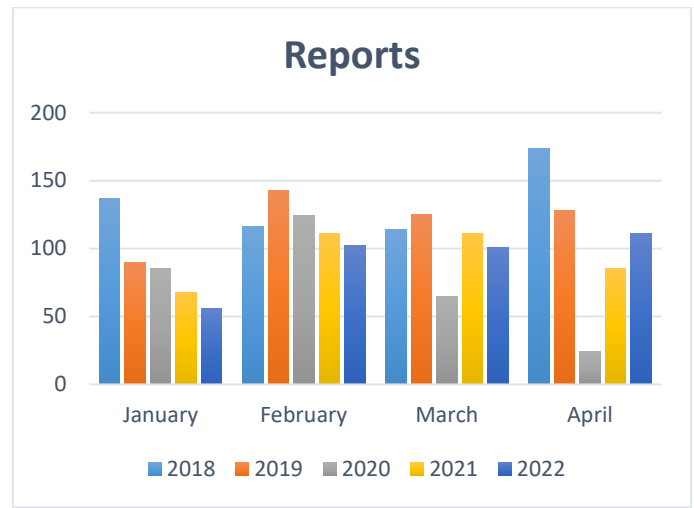
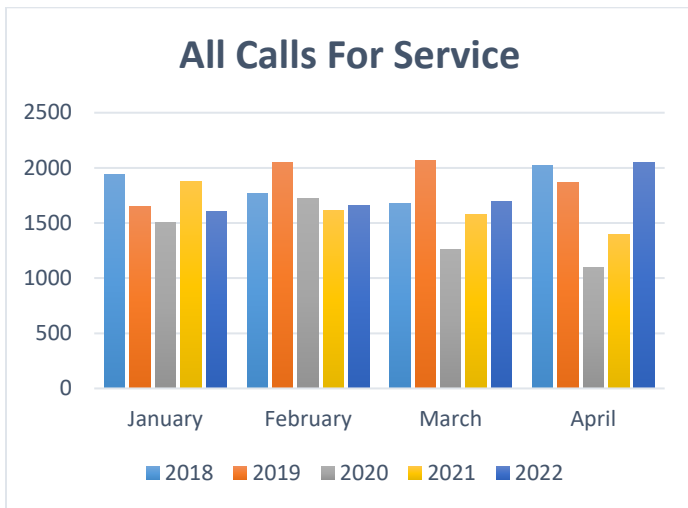


**Top 10 calls for service for April 2021 and April 2022**

<b>April 2021</b>		<b>April 2022</b>	
Traffic Stop/Enforcement	330	Extra Patrol	592
Extra Patrol	196	Traffic Stop/Enforcement	413
Maintenance Alarm	121	Maintenance Alarm	158
General Information/Complaint/Assist	104	General Information/Complaint/Assist	125
Finger Printing	65	Suspicious Behavior/Activity	56
Suspicious Behavior/Activity	61	Motorist Assistance	54
Motorist Assistance	53	Office Unlock	54
Office Unlock	36	Finger Printing	49
Outreach	35	Follow Up	46
General Alarm	33	Outreach	40
		Vandalism/Criminal Mischief	40

This update was produced for informational purposes only and is limited by the availability of data at the time the report was prepared. Numbers may change as additional information becomes available. Prepared by Alice Fulk Wisner.

**ISU PD MONTHLY ACTION UPDATE**  
4/1 – 4/30/2022



Calls for service for April 2022 were at a higher level than the previous 4 years. Compared to April of 2021, traffic stops were up 24.7%, reports written were up 30.6%, and all calls for service were up 46.4%. Year to date, drug violations are down 27.6%, alcohol violations are down 31.6%, traffic incidents are up 22.6%, and criminal mischief/vandalism incidents are up 13.9%.

There were three reports of stolen bicycles during April.

Bike Brand	Location	Lock	Value	When Taken
Trek	State Gym	Locked	\$700	4/3 – 4/5
Cannondale	21 Frederiksen Court	Locked	\$750	1730 4/8 – 1240 4/11
Trek	VMRI Building 5	Locked	\$750	4/4 – 4/18

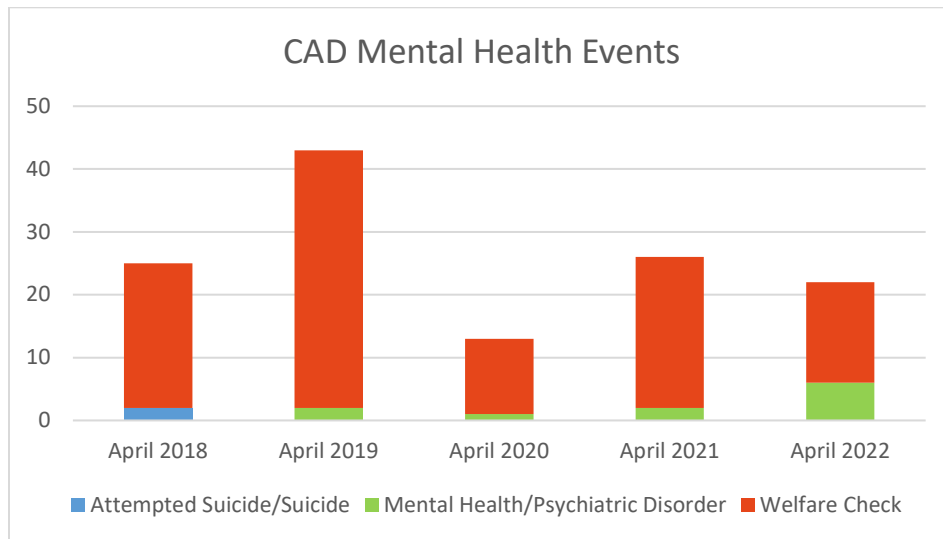
During March of 2022 there were four bicycles stolen, one each from the food Sciences Building, Elings Hall, Eaton Hall and Geoffroy Hall. All four of these were locked, and the average value of bicycle stolen was around \$525.

The following table breaks out all of April Computer Aided Dispatch events with a mental health aspect.

CAD Events	4/1-4/30/21	4/1-4/30/22
Attempted Suicide/Suicide	0	0
Mental Health/Psychiatric Disorder	2	6
Welfare Check	24	16
<b>Total</b>	<b>26</b>	<b>22</b>



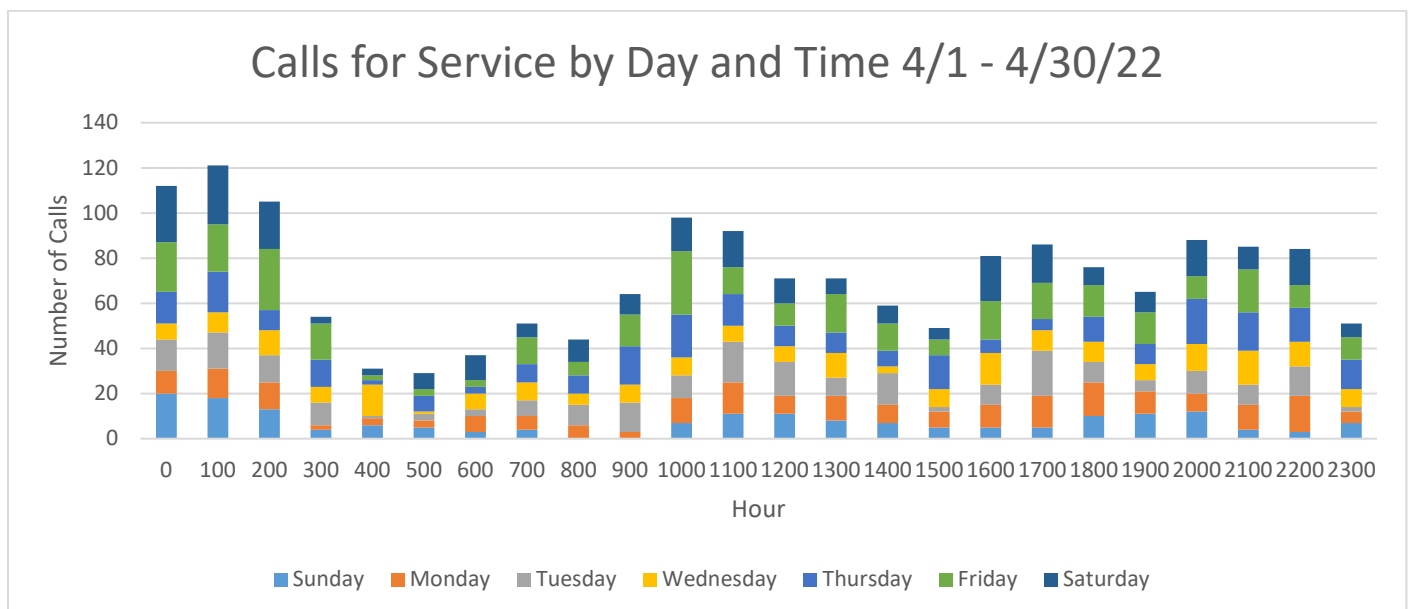
ISU PD MONTHLY ACTION UPDATE  
4/1 – 4/30/2022



There were sixteen OWI incident counts during April 2022. Two incidents involved drugs, a test was unable to be done in one incident, and two individuals refused testing. In the remaining eleven incidents, the BAC ranged from .069 to .182, with the average DataMaster BAC being .143. During April of 2021 there were ten OWI reports with nine arrests. The average DataMaster BAC was .141 with the highest level .191 and the lowest BAC level .087.

There were two public intoxication reports for the month of April 2022. Testing was refused for both. There were four public intoxication arrests during April 2021 with the average BAC .257 (the highest reading was .306 and the lowest 0.230).

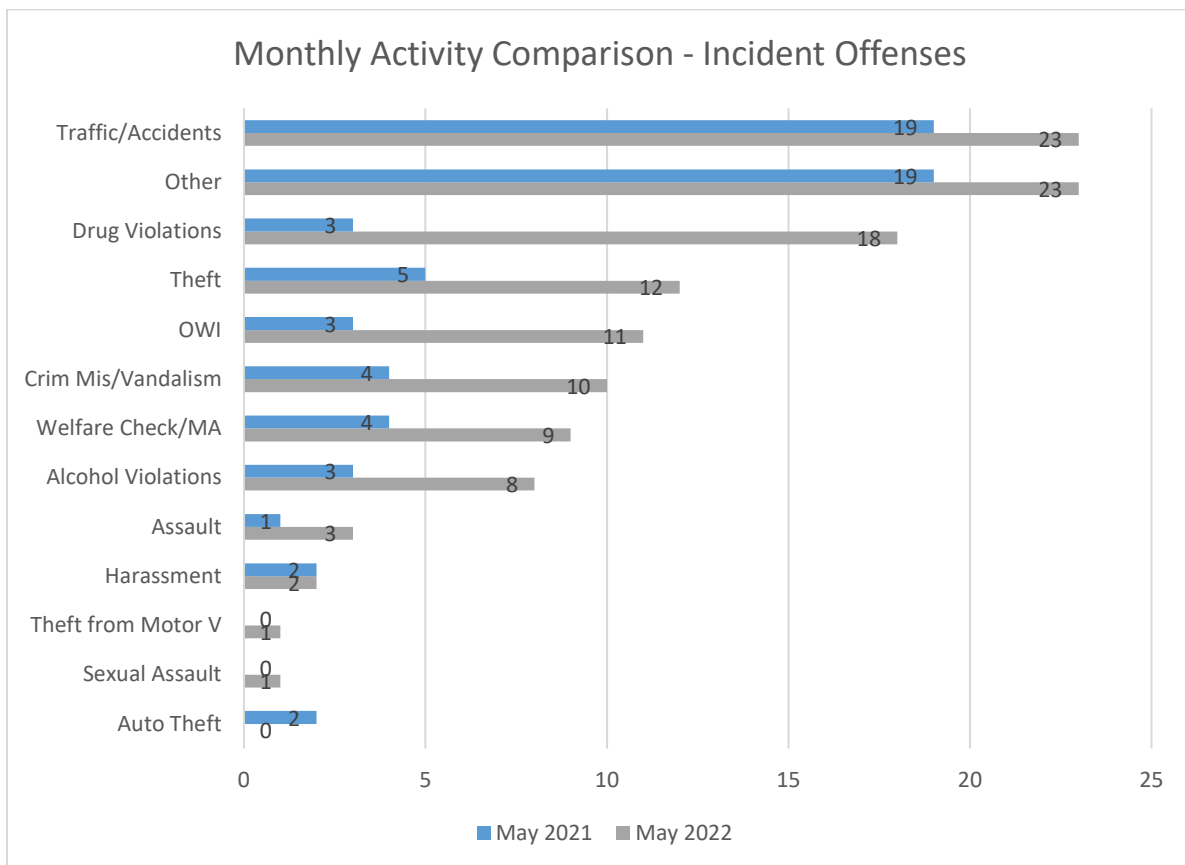
The contour chart below shows all calls for service by day and time for the month of April 2022. The busiest times recorded were Sundays between the hour of 0000-0100, Tuesdays between the hour of 1700-1800, Thursdays between the hour of 2000-2100, Fridays between the hours of 0000-0300 and 1000-1100, and Saturdays between the hours of 0000-0300 and 1600-1700.



This update was produced for informational purposes only and is limited by the availability of data at the time the report was prepared. Numbers may change as additional information becomes available. Prepared by Alice Fulk Wisner.

**ISU PD MONTHLY ACTION UPDATE**  
5/1 – 5/31/2022

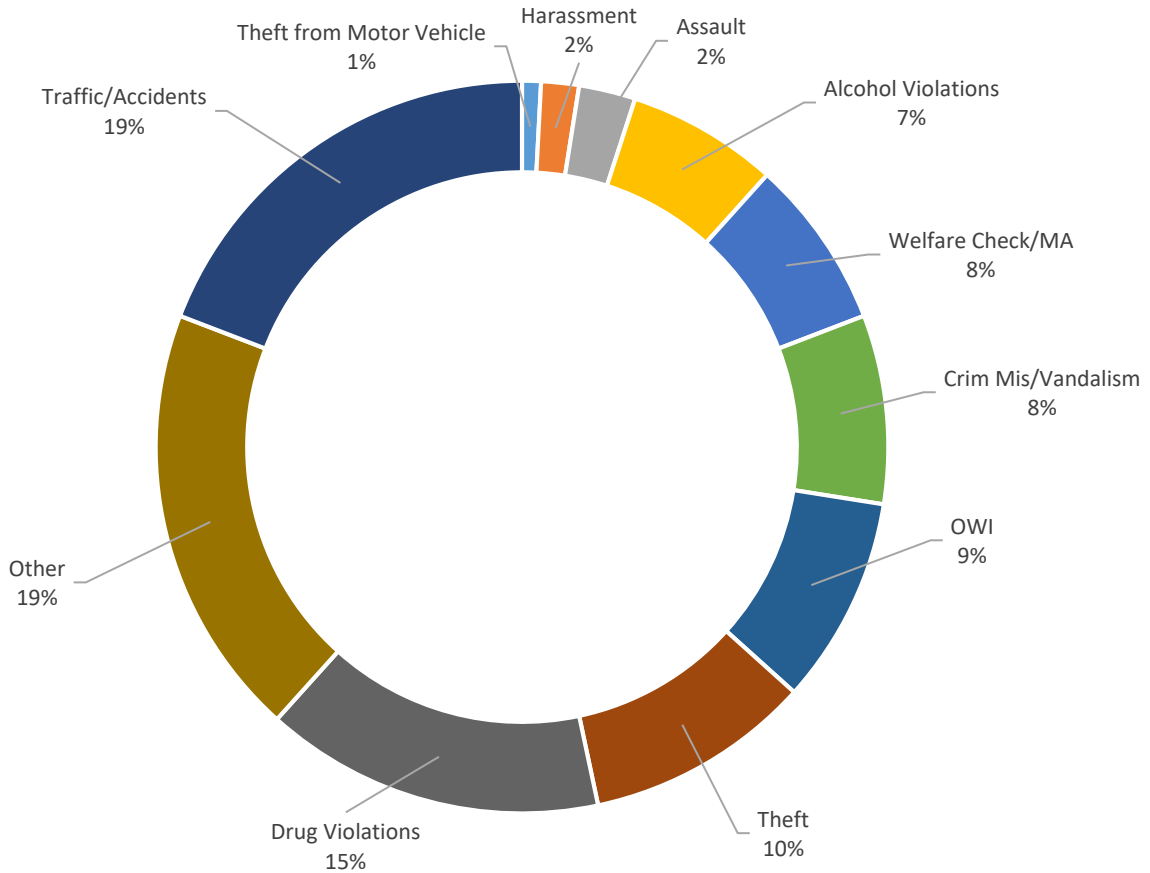
Incident Count by Offense	5/1 – 5/31/21	5/1 – 5/31/22	% Change	YTD 2021	YTD 2022	% Change
Assault	1	3	200.0%	3	9	200.0%
Sexual Assault/Fondling	0	1	N/A	2	4	100.0%
Harassment	2	2	0.0%	15	19	26.7%
Burglary	0	0	N/A	3	3	0.0%
Theft	5	12	140.0%	41	42	2.4%
Theft from Motor Vehicle	0	1	N/A	4	5	25.0%
Motor Vehicle Theft	2	0	-100.0%	10	4	-60.0%
Drug Violations	3	18	500.0%	61	60	-1.6%
Alcohol Violations	3	8	166.7%	41	34	-17.1%
Extortion/Forgery/Scam/Fraud	0	0	N/A	7	6	-14.3%
Criminal Mischief/Vandalism	4	10	150.0%	40	51	27.5%
OWI	3	11	266.7%	46	58	26.1%
Traffic and Accidents	19	23	21.1%	103	125	21.4%
Welfare Check/Medical Assist	4	9	125.0%	42	37	-11.9%
All Other	19	23	21.1%	94	109	16.0%
<b>Traffic Stops</b>	<b>221</b>	<b>460</b>	<b>108.1%</b>	<b>1,483</b>	<b>1,784</b>	<b>20.3%</b>
<b>New Reports</b>	<b>55</b>	<b>96</b>	<b>74.5%</b>	<b>430</b>	<b>466</b>	<b>8.4%</b>
<b>Calls for Service - All</b>	<b>1,372</b>	<b>2,047</b>	<b>49.2%</b>	<b>7,832</b>	<b>9,055</b>	<b>15.6%</b>



This update was produced for informational purposes only and is limited by the availability of data at the time the report was prepared. Numbers may change as additional information becomes available. Prepared by Alice Fulk Wisner.

**ISU PD MONTHLY ACTION UPDATE**  
5/1 – 5/31/2022

**May 2022 - Incident Offenses**

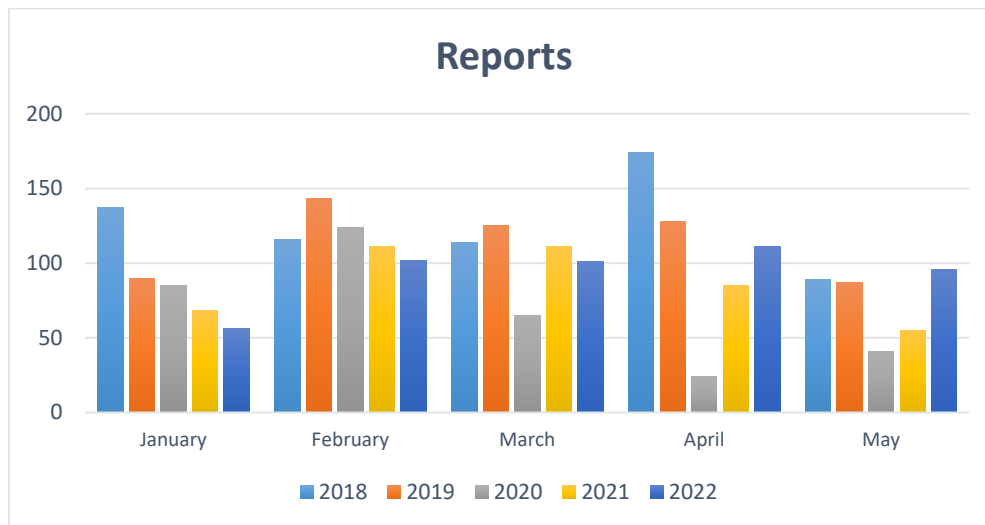
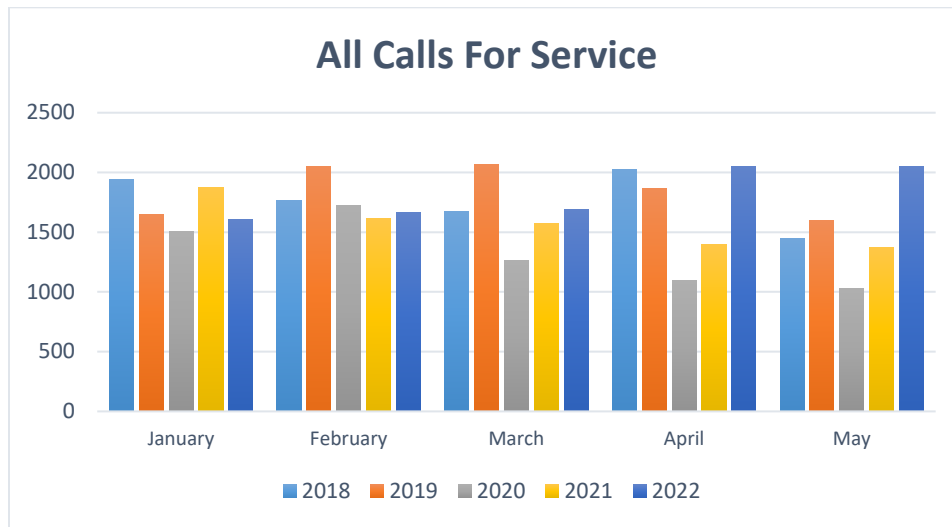


**Top 10 calls for service for May 2021 and May 2022**

<b>May 2021</b>		<b>May 2022</b>	
Extra Patrol	365	Extra Patrol	625
Traffic Stop/Enforcement	221	Traffic Stop/Enforcement	461
Maintenance Alarm	131	Maintenance Alarm	174
General Information/Complaint/Assist	85	General Information/Complaint/Assist	90
Finger Printing	65	Office Unlock	63
Motorist Assistance	49	Motorist Assistance	60
Suspicious Behavior/Activity	48	Suspicious Behavior/Activity	48
Office Unlock	43	Finger Printing	45
Equipment/Sign Malfunction	26	Follow Up	35
Law Department Assist	24	Law Department Assist	29

This update was produced for informational purposes only and is limited by the availability of data at the time the report was prepared. Numbers may change as additional information becomes available. Prepared by Alice Fulk Wisner.

**ISU PD MONTHLY ACTION UPDATE**  
5/1 – 5/31/2022



Calls for service for May 2022 were again at a higher level than the previous 4 years. Compared to May of 2021, traffic stops were up 108.1%, reports written were up 74.5%, and all calls for service were up 49.2%. Year to date, calls for service are up 15.6%. Also, year to date, criminal mischief/vandalism incidents are up 27.5% and OWIs are up 26.1%. Alcohol violations are down 17.1% for year to date and drug violations are almost the same, being down just 1.6%.

There were four reports of stolen bicycles during May.

<b>Bike Brand</b>	<b>Location</b>	<b>Lock</b>	<b>Value</b>	<b>When Taken</b>
Trek	Willow Hall	Locked	\$650	1200 5/6 – 1045 5/9
6KU	53 Frederiksen Court	Locked	\$300	1500 5/13 – 1000 5/14
Genesis RCT	Friley Hall	Locked	\$100	1900 5/12 – 1410 5/16
Schwinn	Howe Hall	Locked	\$200	1335 5/12 – 1900 5/31

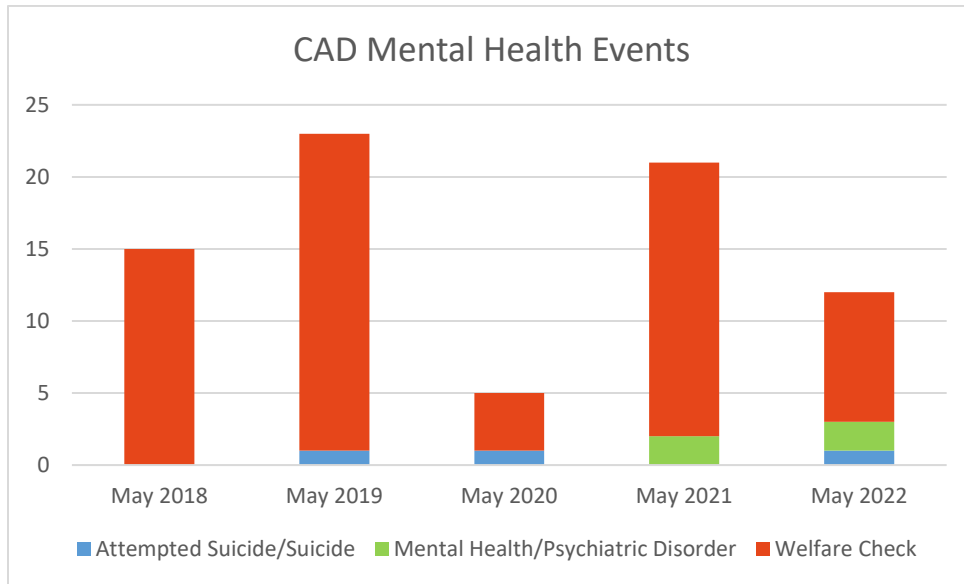
During April of 2022 there were three bicycles stolen, one each from the State Gym, 21 Frederiksen Court, and the VMRI Building #5. All three were locked, and the average value of bicycle stolen was around \$730.

This update was produced for informational purposes only and is limited by the availability of data at the time the report was prepared. Numbers may change as additional information becomes available. Prepared by Alice Fulk Wisner.

**ISU PD MONTHLY ACTION UPDATE**  
5/1 – 5/31/2022

The following table breaks out all of May Computer Aided Dispatch events with a mental health aspect.

CAD Events	5/1-5/31/21	5/1-5/31/22
Attempted Suicide/Suicide	0	1
Mental Health/Psychiatric Disorder	2	2
Welfare Check	19	9
<b>Total</b>	<b>21</b>	<b>12</b>



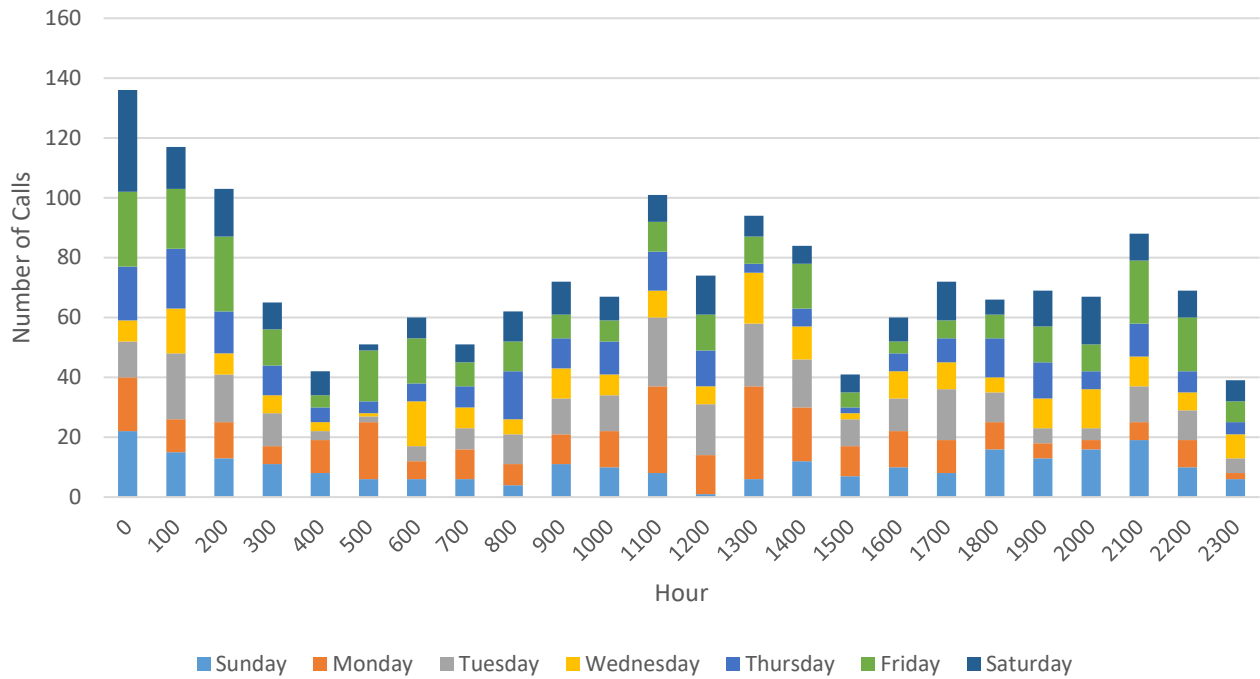
There were eleven OWI incident counts during May 2022. In two of the incidents BAC testing was refused. An additional two incidents involved possible drug usage and urine samples were collected for testing. In the remaining incidents the Datamaster BAC ranged from .078 to .142, with the average being .110. During May of 2021 there were three OWI reports. The average DataMaster BAC was .113 with the highest level .234 and the lowest level .056.

There were three public intoxication reports for the month of May 2022. Testing was refused for one report. The BAC readings in the other two reports were .200 and .320. There were two public intoxication arrests during May 2021 with testing refused in one case and unable to be performed in the other.

The contour chart below shows all calls for service by day and time for the month of May 2022. The busiest times recorded were Sundays between the hour of 0000-0100, Mondays between the hours of 1100-1200 and 1300-1400, Tuesdays between the hours of 0100-0200, 1100-1200 and 1300-1400, Fridays between the hours of 0000-0100, 0200-0300, and 2100-2200, and Saturdays between the hours of 0000-0100.

ISU PD MONTHLY ACTION UPDATE  
5/1 – 5/31/2022

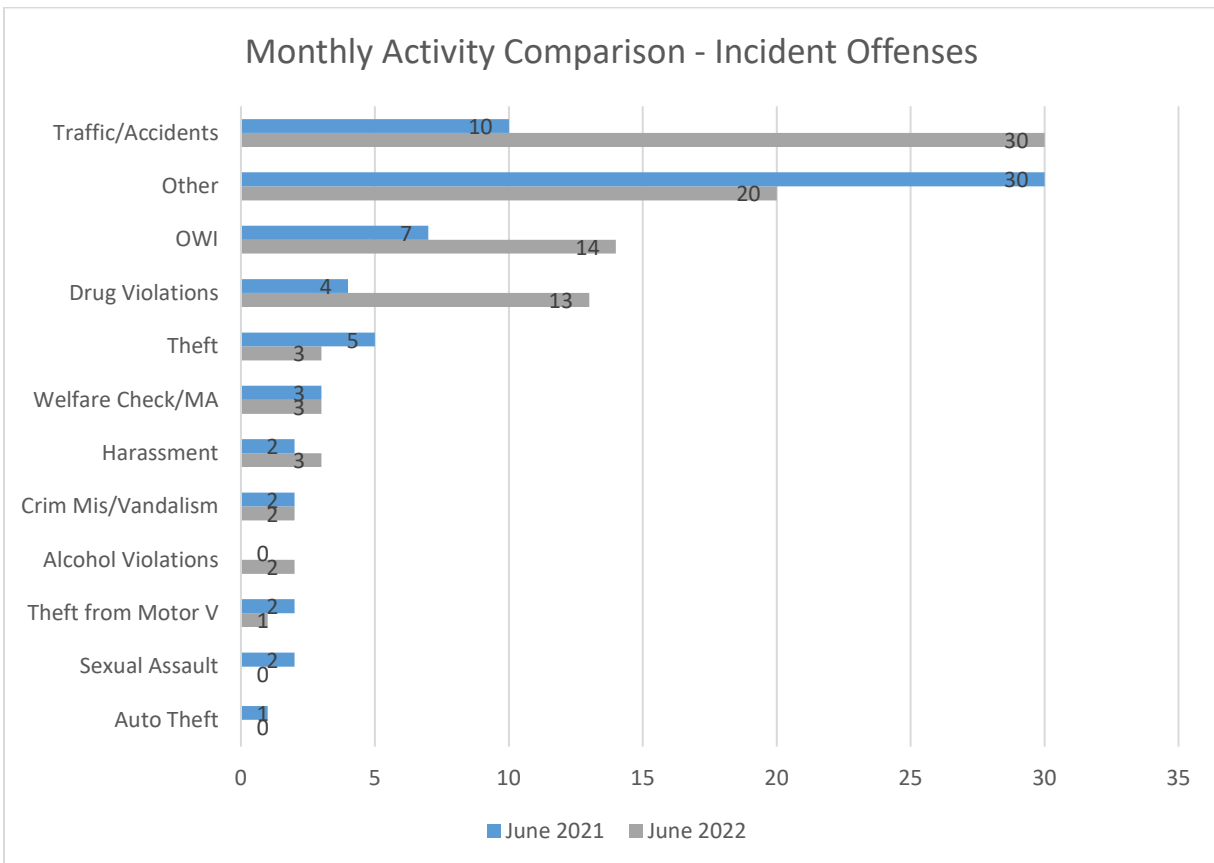
Calls for Service by Day and Time 5/1 - 5/31/22



This update was produced for informational purposes only and is limited by the availability of data at the time the report was prepared. Numbers may change as additional information becomes available. Prepared by Alice Fulk Wisner.

**ISU PD MONTHLY ACTION UPDATE**  
6/1 – 6/30/2022

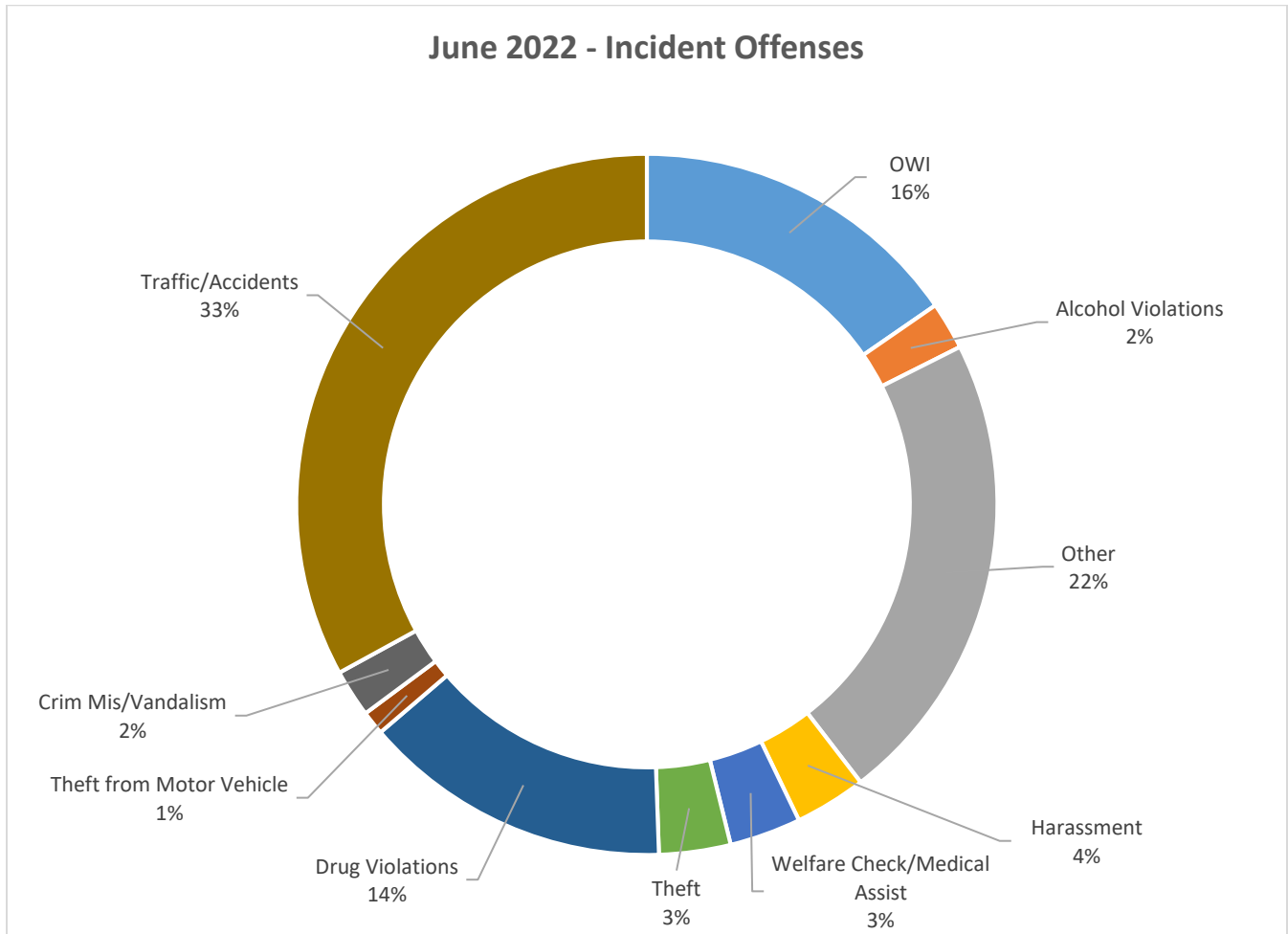
Incident Count by Offense	6/1 – 6/30/21	6/1 – 6/30/22	% Change	YTD 2021	YTD 2022	% Change
Assault	0	0	N/A	3	9	200.0%
Sexual Assault/Fondling	2	0	-100.0%	4	4	0.0%
Harassment	2	3	50.0%	17	22	29.4%
Burglary	0	0	N/A	3	3	0.0%
Theft	5	3	-40.0%	46	45	-2.2%
Theft from Motor Vehicle	2	1	-50.0%	11	8	-27.3%
Motor Vehicle Theft	1	0	-100.0%	6	2	-66.7%
Drug Violations	4	13	225.0%	65	73	12.3%
Alcohol Violations	0	2	N/A	41	36	-12.2%
Extortion/Forgery/Scam/Fraud	0	0	N/A	7	6	-14.3%
Criminal Mischief/Vandalism	2	2	0.0%	42	53	26.2%
OWI	7	14	100.0%	53	71	34.0%
Traffic and Accidents	10	30	200.0%	113	155	37.2%
Welfare Check/Medical Assist	3	3	0.0%	45	40	-11.1%
All Other	30	20	-33.3%	124	130	4.8%
<b>Traffic Stops</b>	<b>205</b>	<b>457</b>	<b>122.9%</b>	<b>1,688</b>	<b>2,241</b>	<b>32.8%</b>
<b>New Reports</b>	<b>62</b>	<b>57</b>	<b>-8.1%</b>	<b>492</b>	<b>523</b>	<b>6.3%</b>
<b>Calls for Service - All</b>	<b>1,433</b>	<b>1,726</b>	<b>20.4%</b>	<b>9,265</b>	<b>10,781</b>	<b>16.4%</b>



This update was produced for informational purposes only and is limited by the availability of data at the time the report was prepared. Numbers may change as additional information becomes available. Prepared by Alice Fulk Wisner.

**ISU PD MONTHLY ACTION UPDATE**  
6/1 – 6/30/2022

**June 2022 - Incident Offenses**



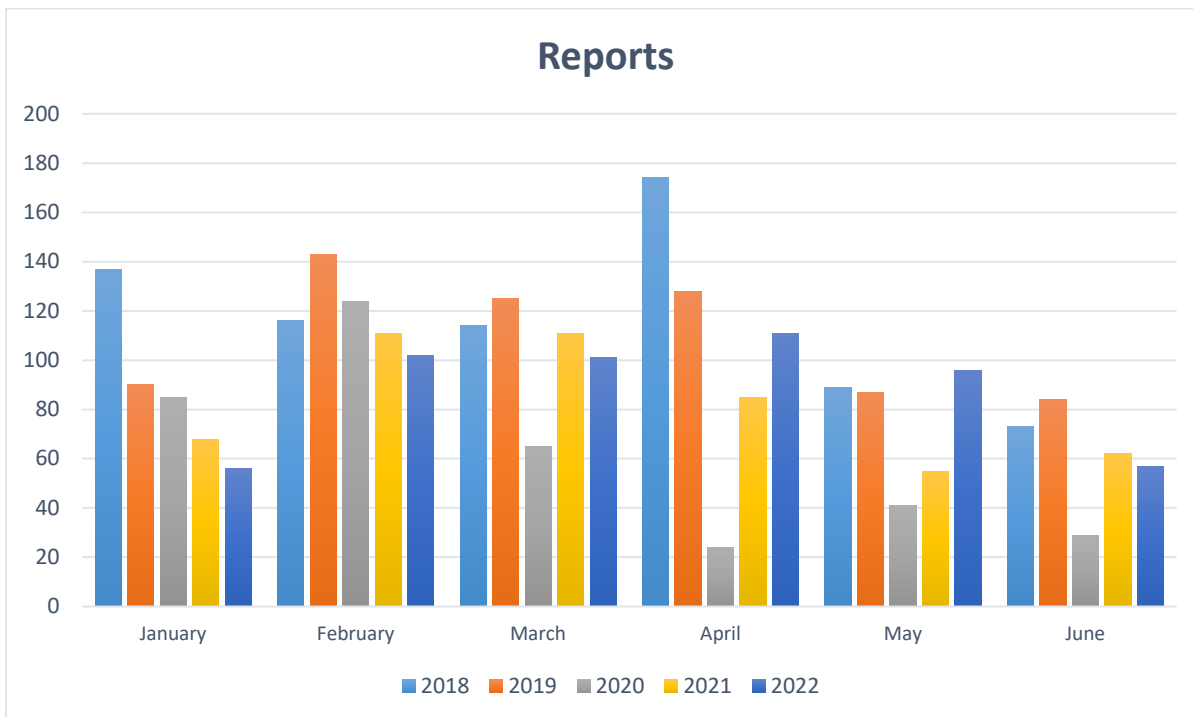
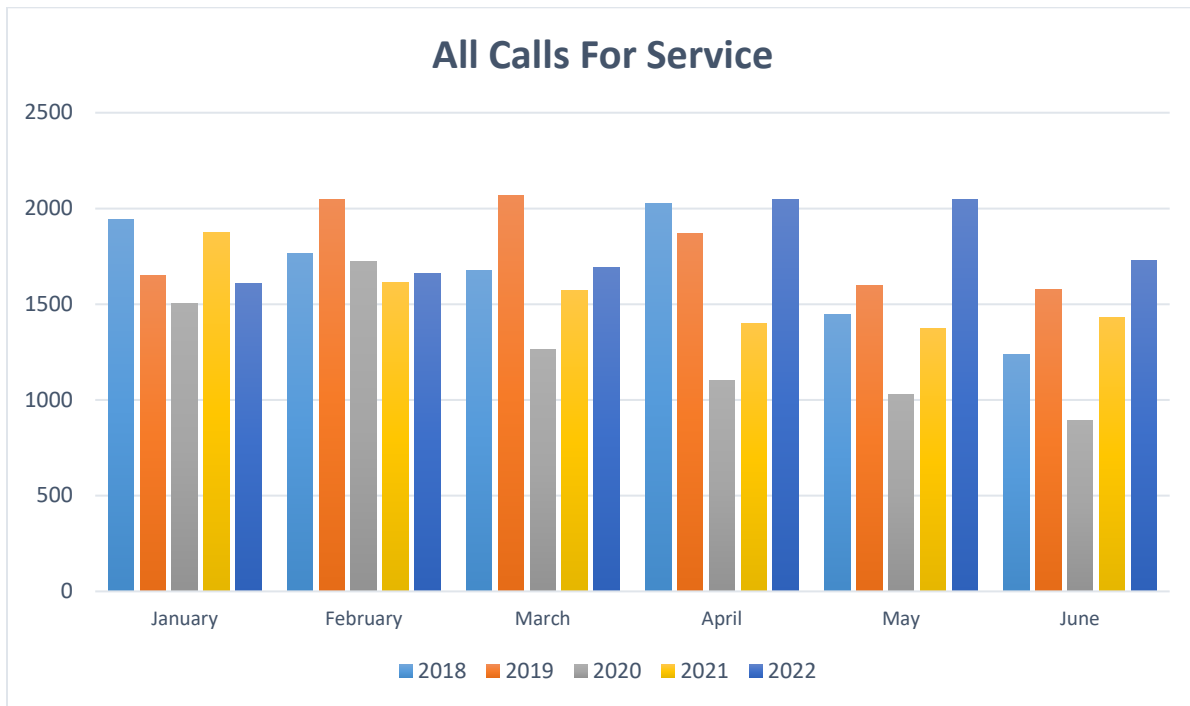
**Top 10 calls for service for June 2021 and June 2022**

<b>June 2021</b>		<b>June 2022</b>	
Extra Patrol	458	Extra Patrol	555
Traffic Stop/Enforcement	205	Traffic Stop/Enforcement	458
Maintenance Alarm	154	Maintenance Alarm	116
General Information/Complaint/Assist	88	General Information/Complaint/Assist	90
Finger Printing	56	Lost/Found Property	59
Office Unlock	45	Office Unlock	48
Follow Up	43	Finger Printing	38
General Alarm	41	Suspicious Behavior/Activity	31
Suspicious Behavior/Activity	29	General Alarm	29
Lost/Found Property	28	Follow Up	28

This update was produced for informational purposes only and is limited by the availability of data at the time the report was prepared. Numbers may change as additional information becomes available. Prepared by Alice Fulk Wisner.



ISU PD MONTHLY ACTION UPDATE  
6/1 – 6/30/2022



Calls for service for June 2022 were again at a higher level than the previous 4 years. Compared to June of 2021, traffic stops were up 122.9%, reports written were down 8.1%, and all calls for service were up 20.4%. Year to date, calls for service are up 16.4% and traffic stops are up 32.8%. Theft reports appear to have leveled off, being down slightly for June 2022 as well as year to date. Criminal mischief reports also leveled off for the month of June, and year to date are

This update was produced for informational purposes only and is limited by the availability of data at the time the report was prepared. Numbers may change as additional information becomes available. Prepared by Alice Fulk Wisner.

**ISU PD MONTHLY ACTION UPDATE**  
6/1 – 6/30/2022

still up 26.2%. OWIs are up 34.0% for the year, with drug violations up 12.3% and alcohol violations down 12.2% for the year.

There were two reports of stolen bicycles during June.

Bike Brand	Location	Lock	Value	When Taken
Fuji	Memorial Union	Locked	\$500	16006/21 – 0700 6/23
Electra Towny	Friley Hall	Locked	\$700	6/27 – 0900 6/29

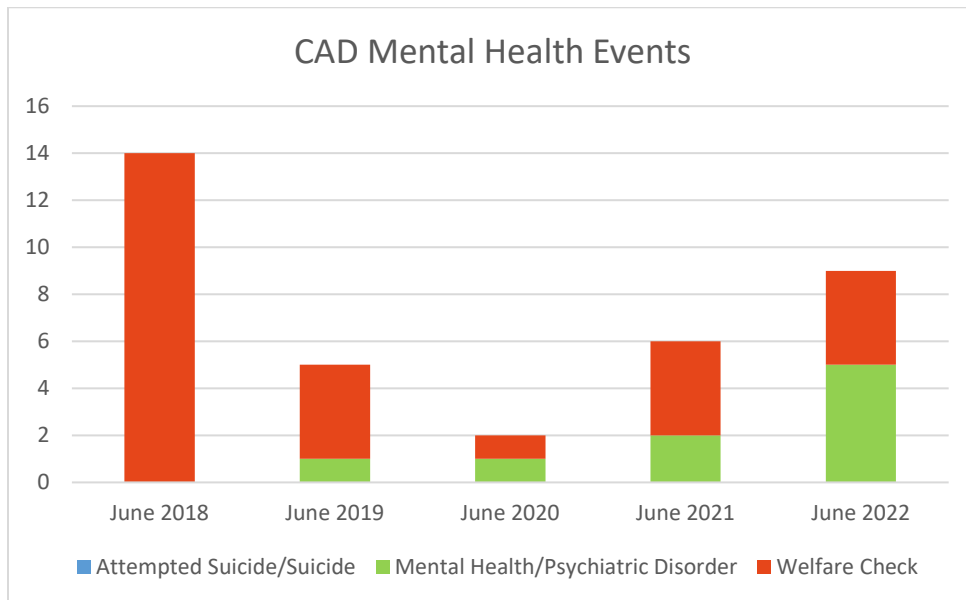
During May of 2022 there were Willow Hall, Frederiksen Court, Friley Hall and Howe Hall. All four were locked, and the average value of bicycle stolen was around \$300.

There were fourteen OWI incident counts during June 2022. In three of the incidents BAC testing was refused. An additional four incidents involved possible drug usage and urine samples were collected for testing. In the remaining incidents the Datamaster BAC ranged from .108 to .221, with the average being .140. There were six OWI incident counts during June 2021. The average data master BAC was .146, with the highest level .275 and the lowest BAC level .09. One individual refused testing.

There was one public intoxication report for the month of June, and the BAC was .271. There were no public intoxication arrests during June 2021.

The following table breaks out all of June Computer Aided Dispatch events with a mental health aspect.

CAD Events	6/1-6/30/21	6/1-6/30/22
Attempted Suicide/Suicide	0	0
Mental Health/Psychiatric Disorder	2	5
Welfare Check	4	4
Total	6	9

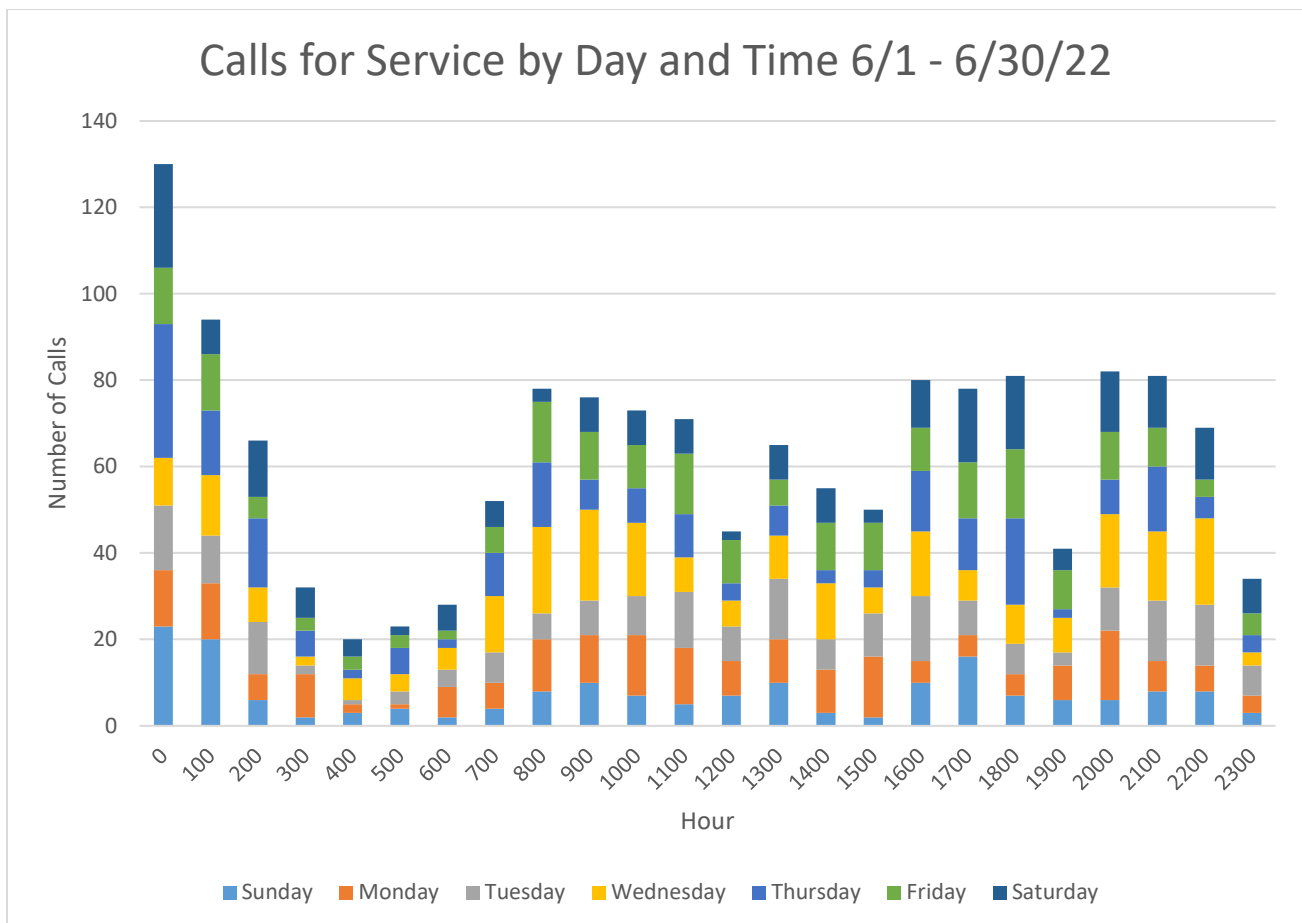


**ISU PD MONTHLY ACTION UPDATE**  
6/1 – 6/30/2022

During the second quarter of 2022, there were two incidents requiring response to resistance (use of force), 127 arrests, and 5,819 calls for service. Response to resistance incidents represent 1.57% of arrests and 0.03% of calls for service during this time.

Case #	Date	Location	Type of Case	Use of Force	Subject
22-000430	5/15/2022	Beach Road and Lincoln Way	Traffic Stop for Outstanding Arrest Warrants	Gun Drawn During Arrest After Eluding	22 year old White Male
22-000455	5/26/2022	1750 Center Drive (Lot C4)	Stolen Vehicle	Gun and Taser Drawn During Arrest After Eluding	29 year old Black Male

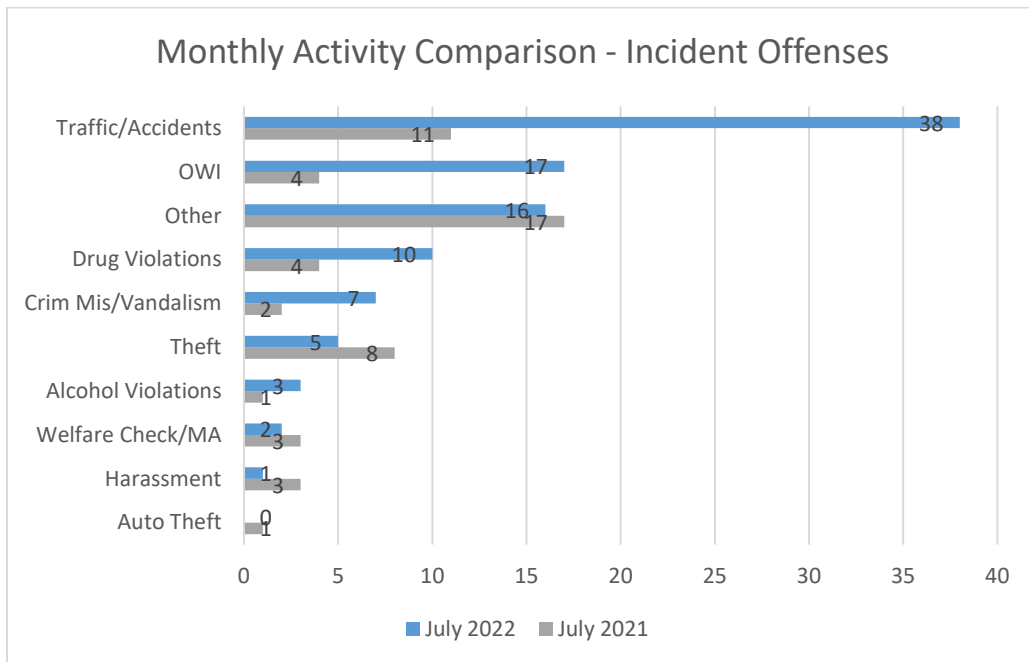
The contour chart below shows all calls for service by day and time for the month of June 2022. The busiest times recorded were Sundays between the hour of 0000-0200, Wednesdays between the hours of 0800-1000 and 2200-2300, Thursdays between the hour of 0000-0100, and Saturdays between the hour of 0000-0100.



This update was produced for informational purposes only and is limited by the availability of data at the time the report was prepared. Numbers may change as additional information becomes available. Prepared by Alice Fulk Wisner.

**ISU PD MONTHLY ACTION UPDATE**  
7/1 – 7/31/2022

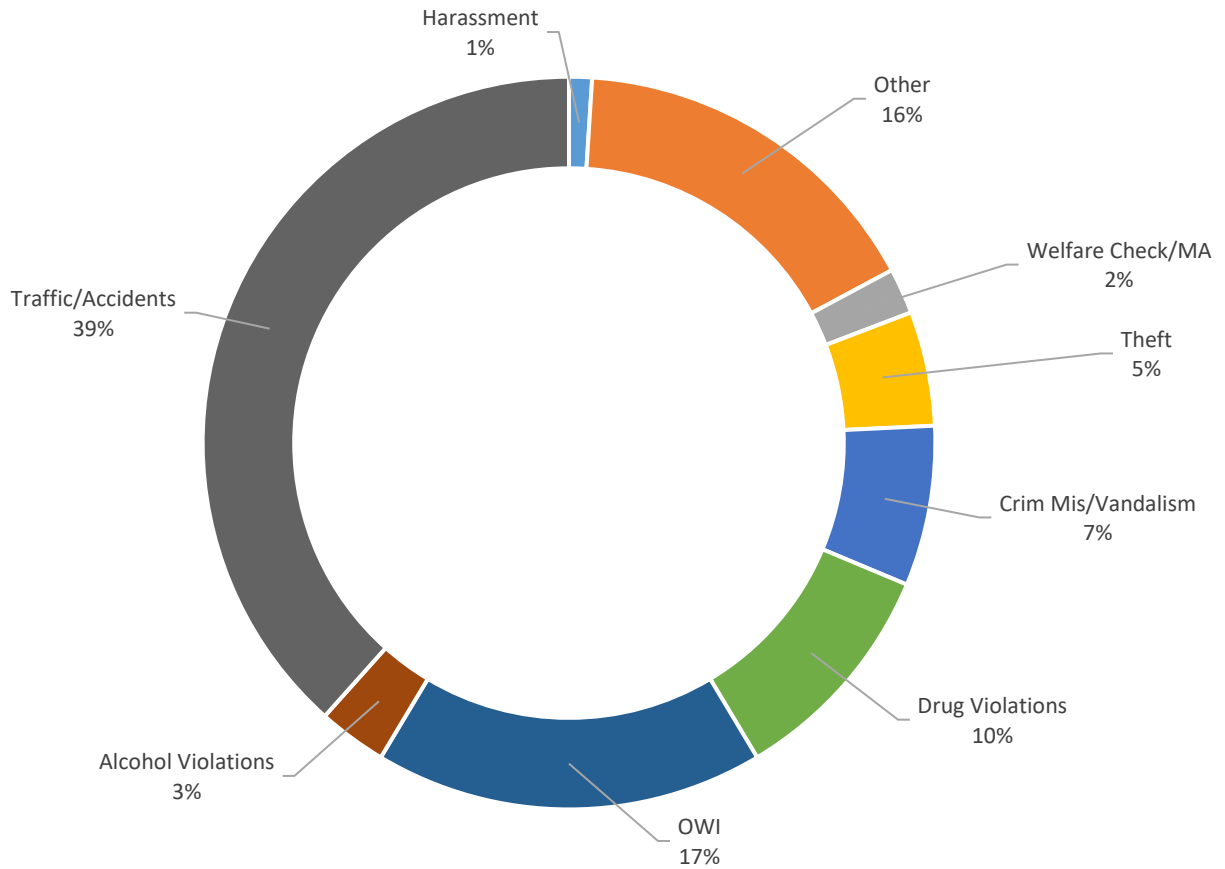
Incident Count by Offense	7/1 – 7/31/21	7/1 – 7/31/22	% Change	YTD 2021	YTD 2022	% Change
Assault	0	0	N/A	3	9	200.0%
Sexual Assault/Fondling	0	0	N/A	4	4	0.0%
Harassment	3	1	-66.7%	20	23	15.0%
Burglary	0	0	N/A	3	3	0.0%
Theft	8	5	-37.5%	54	48	-11.1%
Theft from Motor Vehicle	0	0	N/A	11	8	-27.3%
Motor Vehicle Theft	1	0	-100.0%	7	2	-71.4%
Drug Violations	4	10	150.0%	69	83	20.3%
Alcohol Violations	1	3	200.0%	42	39	-7.1%
Extortion/Forgery/Scam/Fraud	0	0	N/A	7	6	-14.3%
Criminal Mischief/Vandalism	2	7	250.0%	44	60	36.4%
OWI	4	17	325.0%	57	90	57.9%
Traffic and Accidents	11	38	245.5%	124	195	57.3%
Welfare Check/Medical Assist	3	2	-33.3%	48	42	-12.5%
All Other	17	16	-5.9%	141	145	2.8%
<b>Traffic Stops</b>	<b>267</b>	<b>474</b>	<b>77.5%</b>	<b>1,955</b>	<b>2,715</b>	<b>38.9%</b>
<b>New Reports</b>	<b>47</b>	<b>66</b>	<b>40.4%</b>	<b>539</b>	<b>589</b>	<b>9.3%</b>
<b>Calls for Service - All</b>	<b>1,406</b>	<b>2,079</b>	<b>47.9%</b>	<b>10,672</b>	<b>12,860</b>	<b>20.5%</b>



This update was produced for informational purposes only and is limited by the availability of data at the time the report was prepared. Numbers may change as additional information becomes available. This document contains confidential information and is for law enforcement use only. Prepared by Alice Fulk Wisner.

**ISU PD MONTHLY ACTION UPDATE**  
7/1 – 7/31/2022

**July 2022 - Incident Offenses**

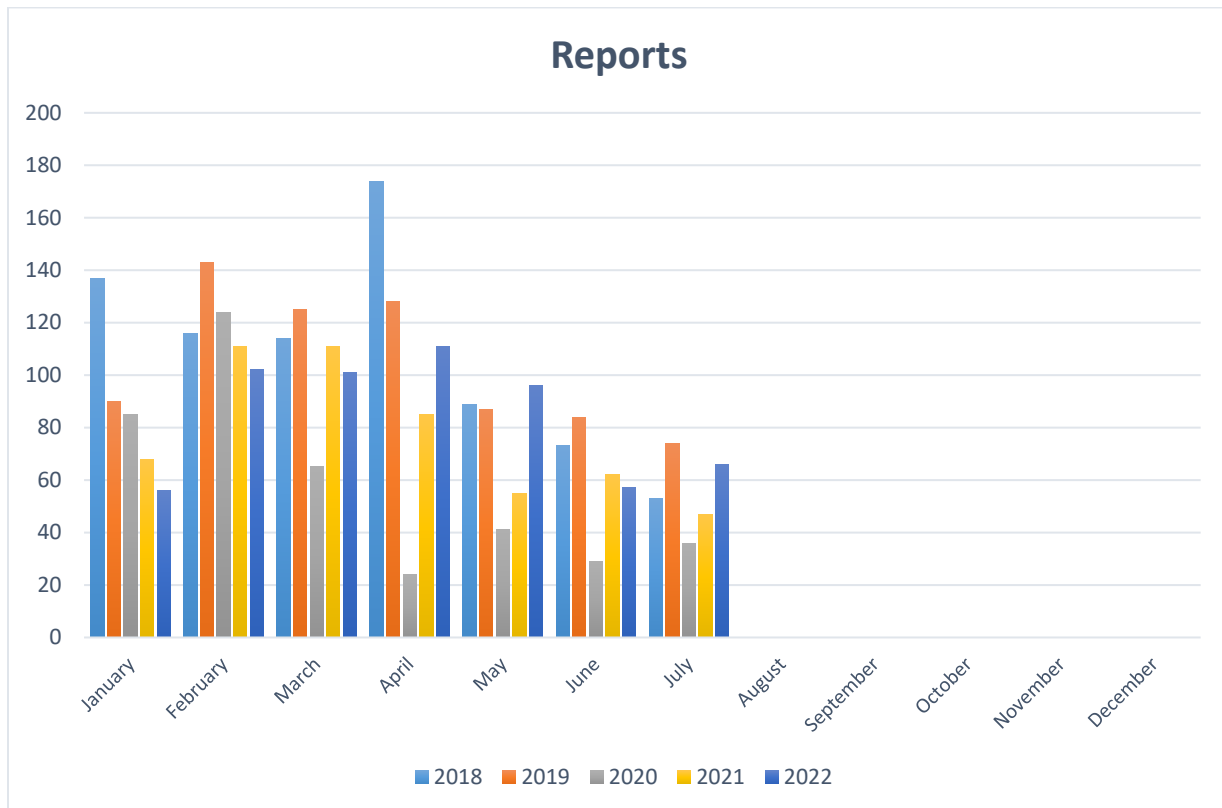
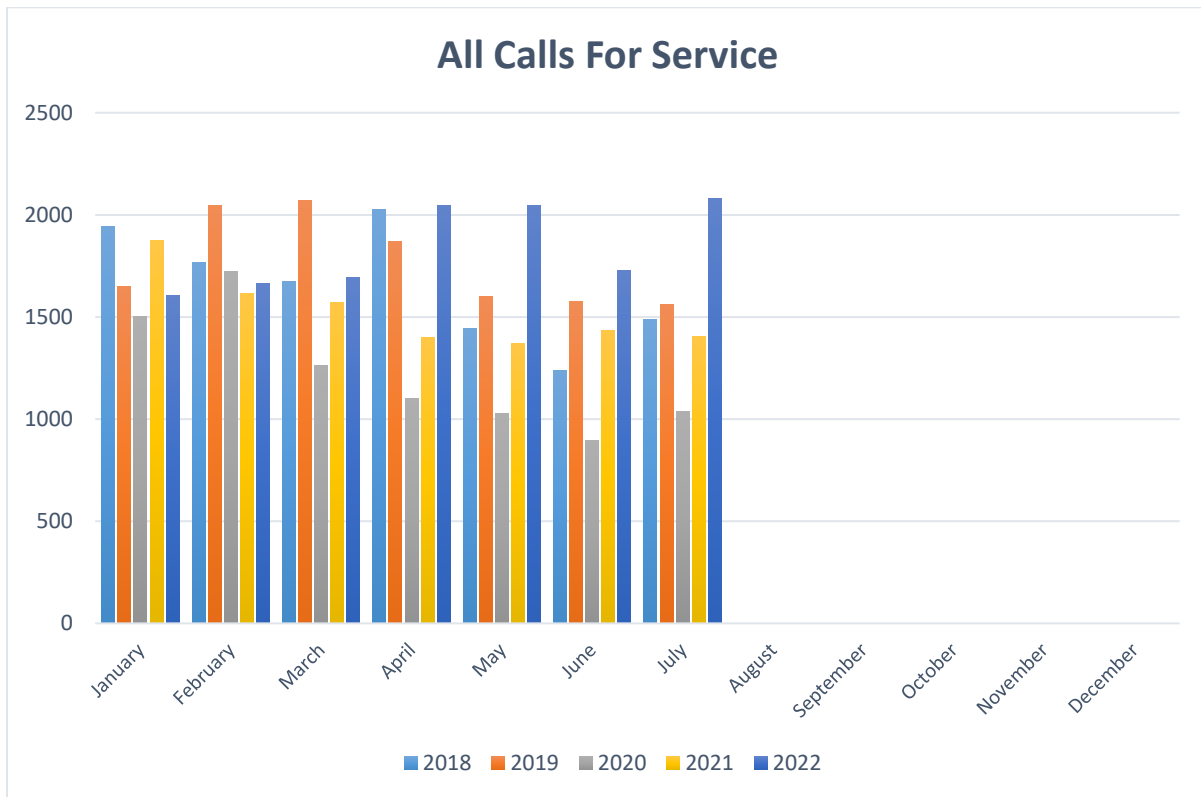


**Top 10 calls for service for July 2021 and July 2022**

<b>July 2021</b>		<b>July 2022</b>	
Extra Patrol	464	Extra Patrol	840
Traffic Stop/Enforcement	269	Traffic Stop/Enforcement	474
Maintenance Alarm	134	Maintenance Alarm	170
General Information/Complaint/Assist	88	General Information/Complaint/Assist	90
Office Unlock	54	Office Unlock	45
Finger Printing	45	Suspicious Behavior/Activity	42
General Alarm	42	Motorist Assistance	28
Follow Up	33	Open Door	28
Suspicious Behavior/Activity	33	Other Agency Assist	27
Equipment/Sign Malfunction	24	Lost/Found Property	27
Motorist Assistance	21	Follow Up	26
		Equipment/Sign Malfunction	24

This update was produced for informational purposes only and is limited by the availability of data at the time the report was prepared. Numbers may change as additional information becomes available. This document contains confidential information and is for law enforcement use only. Prepared by Alice Fulk Wisner.

ISU PD MONTHLY ACTION UPDATE  
7/1 – 7/31/2022



This update was produced for informational purposes only and is limited by the availability of data at the time the report was prepared. Numbers may change as additional information becomes available. This document contains confidential information and is for law enforcement use only. Prepared by Alice Fulk Wisner.

**ISU PD MONTHLY ACTION UPDATE**  
7/1 – 7/31/2022

July calls for service continued the trend of being higher than calls experienced in the current month than for the previous 4 years and were up 47.9% over July of 2021. Compared to July of 2021, traffic stops were up 77.5% and reports written were up 40.4%. Year to date, calls for service are up 20.5% and traffic stops are up 38.9%, while reports written are up 9.3%. There was an increase in criminal mischief reports during July, and year to date criminal mischief reports are up 36.4%. OWI enforcement was strong again this month, and year to date OWI incidents are up 57.9%. Incidents involving traffic/driving violations and accidents are up 57.3% for the year. ISU PD cases of interest as of 7/31/22 included:

- 22-534, 22-552, 22-562, 22-564, 22-584, 22-586 were reports made for criminal mischief, vandalism, and theft on campus:
  - Drywall was damaged in Gilman Hall.
  - A swastika was found on a door frame in Buchanan Hall. It is unknown how long it had been there.
  - Initials were spray painted on a black board in Carver Hall.
  - Three juveniles were detained after spray painting at the Southwest Recreation Complex. They were released to parents and two received juvenile referrals.
  - Individuals were caught on camera swimming in the Memorial Union fountain and adding a soap mixture.
  - Cash was taken from a backpack that was sitting on a bench in the State Gymnasium.
- 22-526 A traffic stop resulted in the recovery of a stolen vehicle from West Burlington on 7/1/22.
- 22-525,22-532 assists
- 22-539 A traffic stop on 7/9/22 on Ontario Street resulted in drug and weapons charges for two different individuals, Keven Fajardo dob 2/2/97 and Stanley Logwood dob 1/9/96.
- 22-541 Chotkuac Chotkuac dob 4/23/96 was arrested for criminal trespass in Gilman Hall on 7/10/22. He has previous arrests for trespassing and is banned from all ISU property.
- 22-551 On 7/15/22 a driver being pulled over for a driving violation eluded. Jacob Kiesey dob 3/25/01 was arrested for OWI and other charges. His BAC was .224.
- 22-575 Domestic violence and sexual assault was reported by an individual living at 29 Schilleter Village on 7/26/22. Resources were offered and an investigation is ongoing.

There were three reports of stolen bicycles during July, all from Frederiksen Court.

<b>Bike Brand</b>	<b>Location</b>	<b>Lock</b>	<b>Value</b>	<b>When Taken</b>
Giant Contend	23 Frederiksen Court	Locked	\$700	2100 7/4 – 2000 7/12
Trek	43 Frederiksen Court	Locked	\$500	5/13 – 1030 7/16
Marin	41 Frederiksen Court	Locked	\$600	2100 7/19 – 2122 7/20

During June of 2022 there were two bicycles stolen from the Memorial Union and Friley Hall. Both were locked, and the average value of bicycle stolen was \$600.

There were seventeen OWI incident counts during July 2022. In three of the incidents BAC testing was refused. An additional four incidents involved possible drug usage and urine samples were collected for testing. In the remaining incidents the Datamaster BAC ranged from .082 to .224, with the average being .154. There were four OWI incident counts during July 2021 with two individuals refusing testing. The highest Datamaster BAC was .150 and the lowest .086.

ISU PD MONTHLY ACTION UPDATE  
7/1 – 7/31/2022

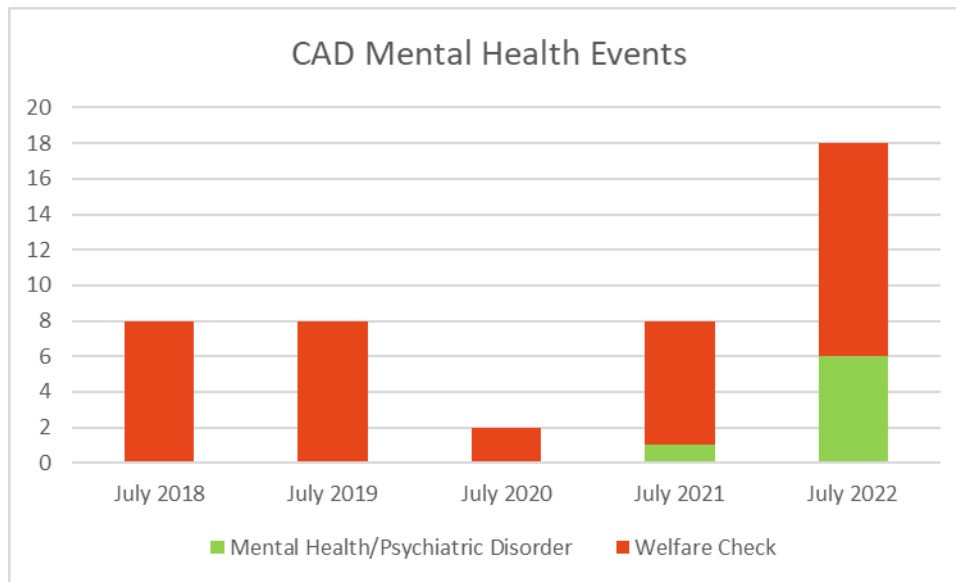
There were two public intoxication reports for the month of July, and testing was refused in both of those incidents. There were no public intoxication arrests during July 2021.

The following table breaks out all of July Computer Aided Dispatch events with a mental health aspect.

CAD Events	7/1-7/31/21	7/1-7/31/22
Attempted Suicide/Suicide	0	0
Mental Health/Psychiatric Disorder	1	6
Welfare Check	7	12
Total	8	18

Of the mental health related events in July, three reports were made:

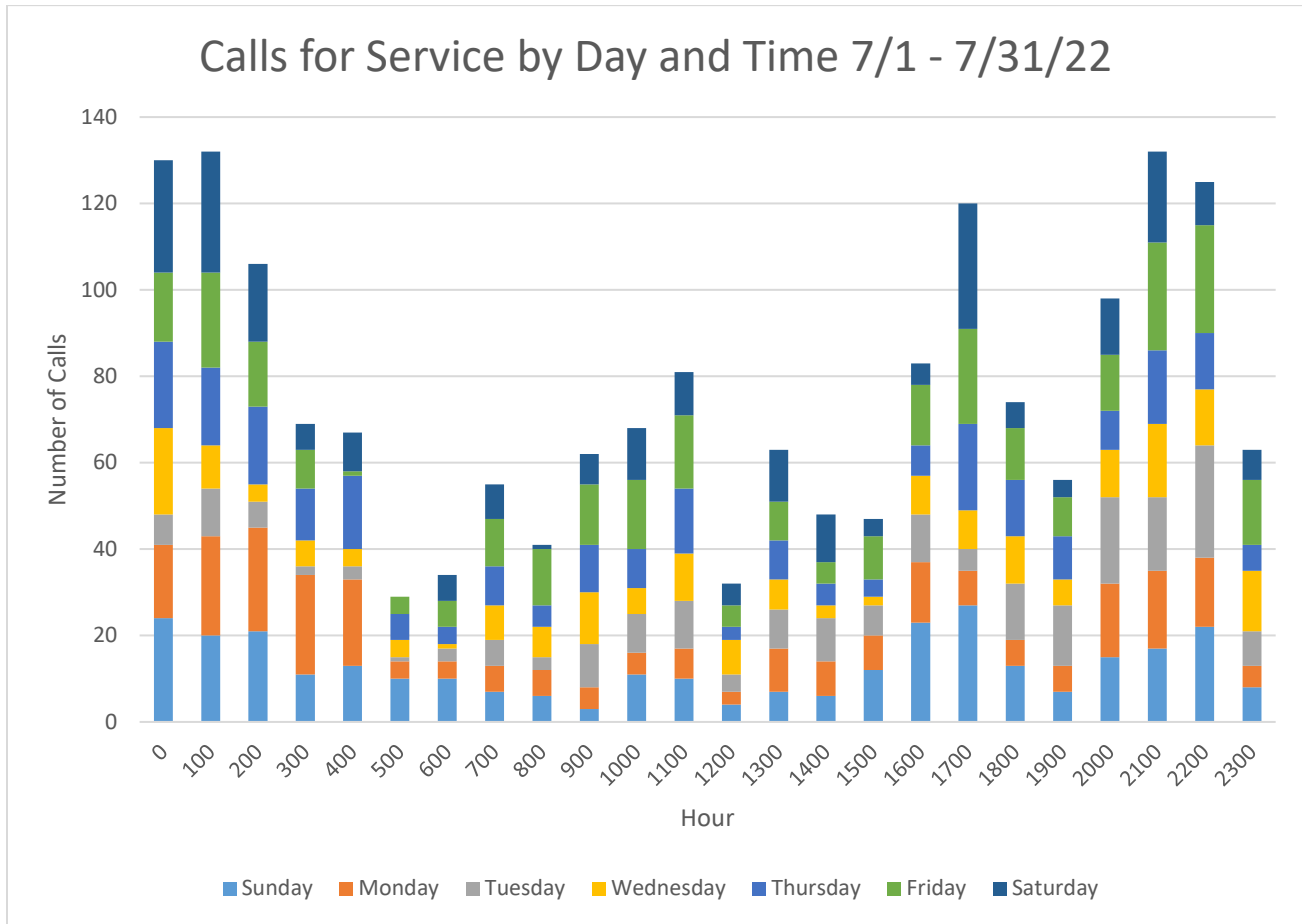
- An individual was exhibiting concerning behavior at their workplace. Follow up with family was done and the individual was eventually transported to MGMC by a family member.
- An individual was experiencing mental distress and was transported to MGMC by paramedics.
- An employee was exhibiting concerning behavior at work and coworkers made a report for follow-up.





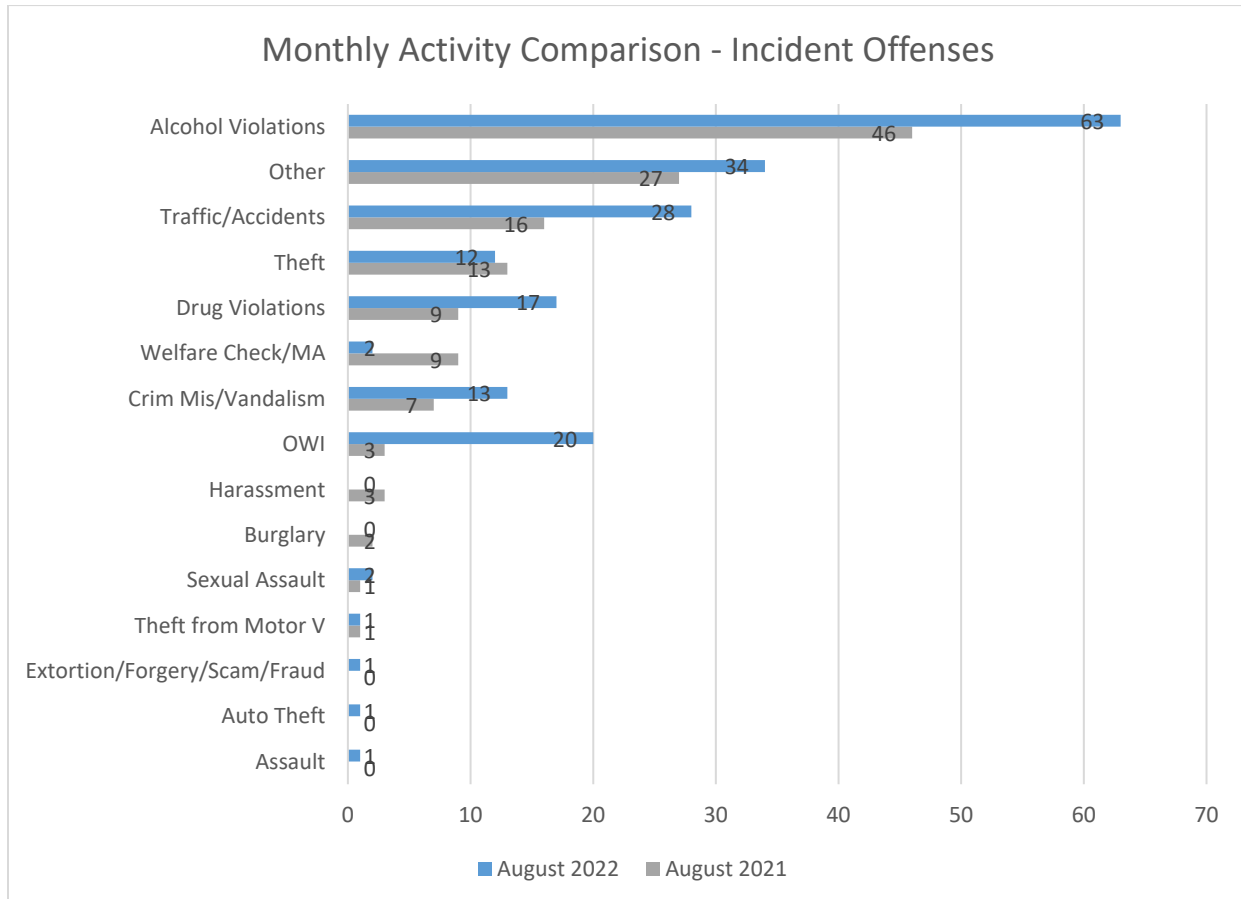
ISU PD MONTHLY ACTION UPDATE  
7/1 – 7/31/2022

The contour chart below shows all calls for service by day and time for the month of July 2022. The busiest times recorded were Sundays between the hours of 0000-0100, 0200-0300, 1600-1800, and 2200-2300; Mondays between the hours of 0100-0400; Tuesdays between the hour of 2200-2300; Fridays between the hours of 0100-0200, 1700-1800, and 2100-2300; and Saturdays between the hour of 0000-0200, 1700-1800, and 2100-2200.



**ISU PD MONTHLY ACTION UPDATE**  
8/1 – 8/31/2022

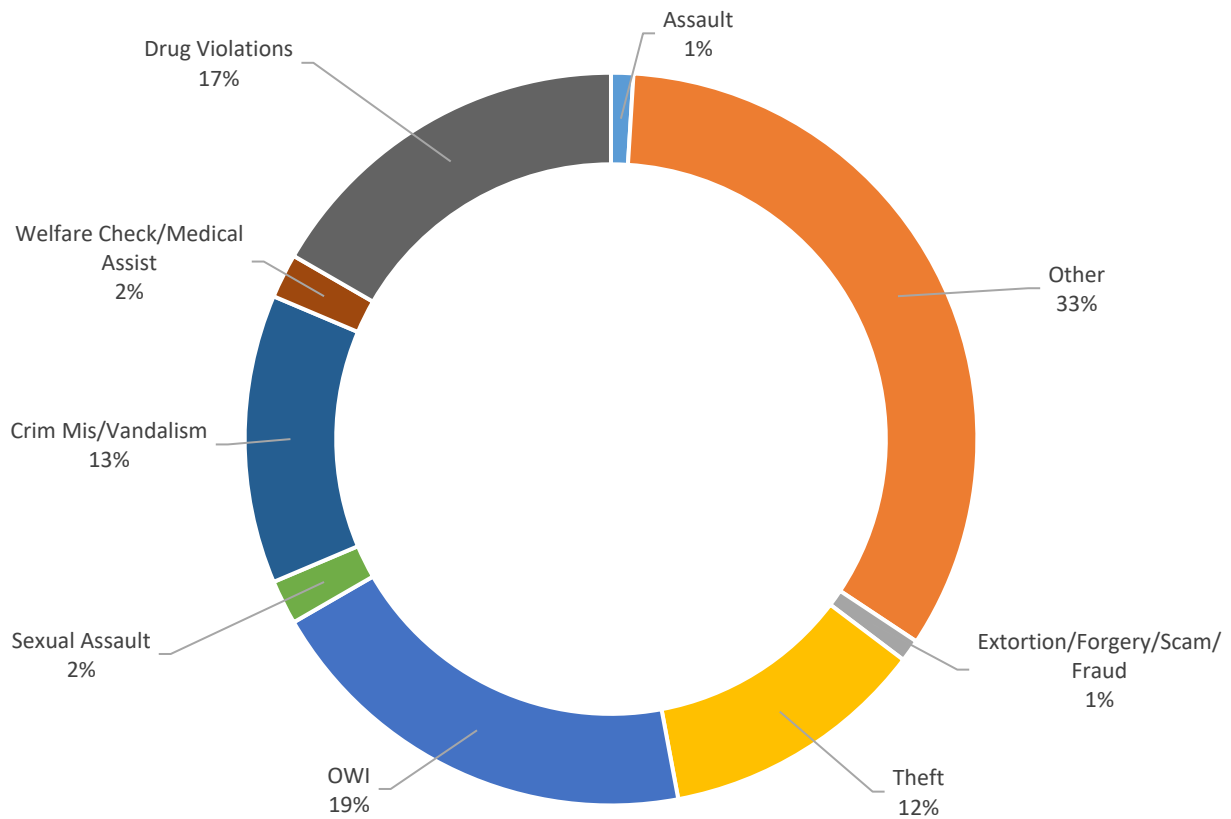
Incident Count by Offense	8/1 – 8/31/21	8/1 – 8/31/22	% Change	YTD 2021	YTD 2022	% Change
Assault	0	1	N/A	3	10	233.3%
Sexual Assault/Fondling	1	2	100.0%	5	6	20.0%
Harassment	3	0	-100.0%	23	23	0.0%
Burglary	2	0	-100.0%	5	3	-40.0%
Theft	13	12	-7.7%	67	61	-9.0%
Theft from Motor Vehicle	1	1	0.0%	12	9	-25.0%
Motor Vehicle Theft	0	1	N/A	7	3	-57.1%
Drug Violations	9	17	88.9%	78	100	28.2%
Alcohol Violations	46	63	37.0%	88	102	15.9%
Extortion/Forgery/Scam/Fraud	0	1	N/A	7	7	0.0%
Criminal Mischief/Vandalism	7	13	85.7%	51	73	43.1%
OWI	3	20	566.7%	60	110	83.3%
Traffic and Accidents	16	28	75.0%	140	221	57.9%
Welfare Check/Medical Assist	9	2	-77.8%	57	44	-22.8%
All Other	27	34	25.9%	168	181	7.7%
<b>Traffic Stops</b>	<b>278</b>	<b>512</b>	<b>84.2%</b>	<b>2,233</b>	<b>3,228</b>	<b>44.6%</b>
<b>New Reports</b>	<b>127</b>	<b>156</b>	<b>22.8%</b>	<b>666</b>	<b>745</b>	<b>11.9%</b>
<b>Calls for Service - All</b>	<b>1671</b>	<b>2373</b>	<b>42.0%</b>	<b>12,358</b>	<b>15,249</b>	<b>23.4%</b>



This update was produced for informational purposes only and is limited by the availability of data at the time the report was prepared. Numbers may change as additional information becomes available. Prepared by Alice Fulk Wisner.

**ISU PD MONTHLY ACTION UPDATE**  
8/1 – 8/31/2022

**August 2022 - Incident Offenses**

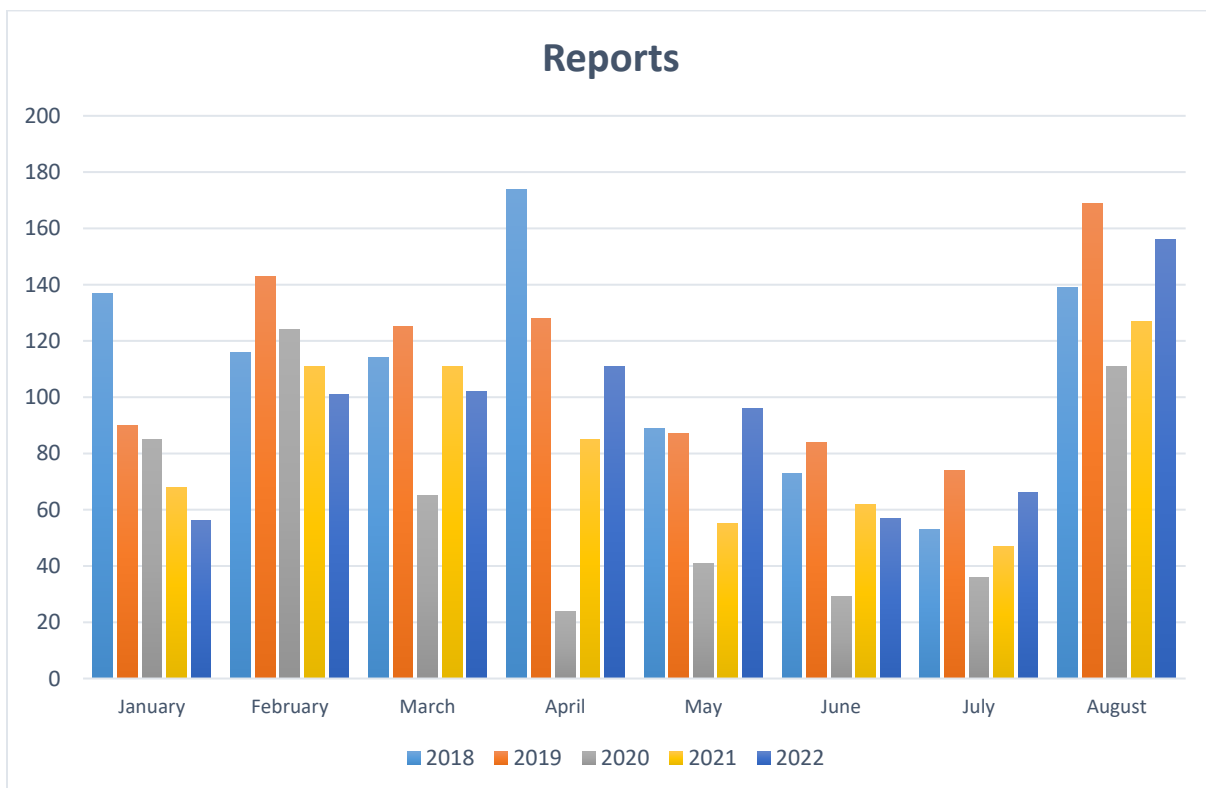
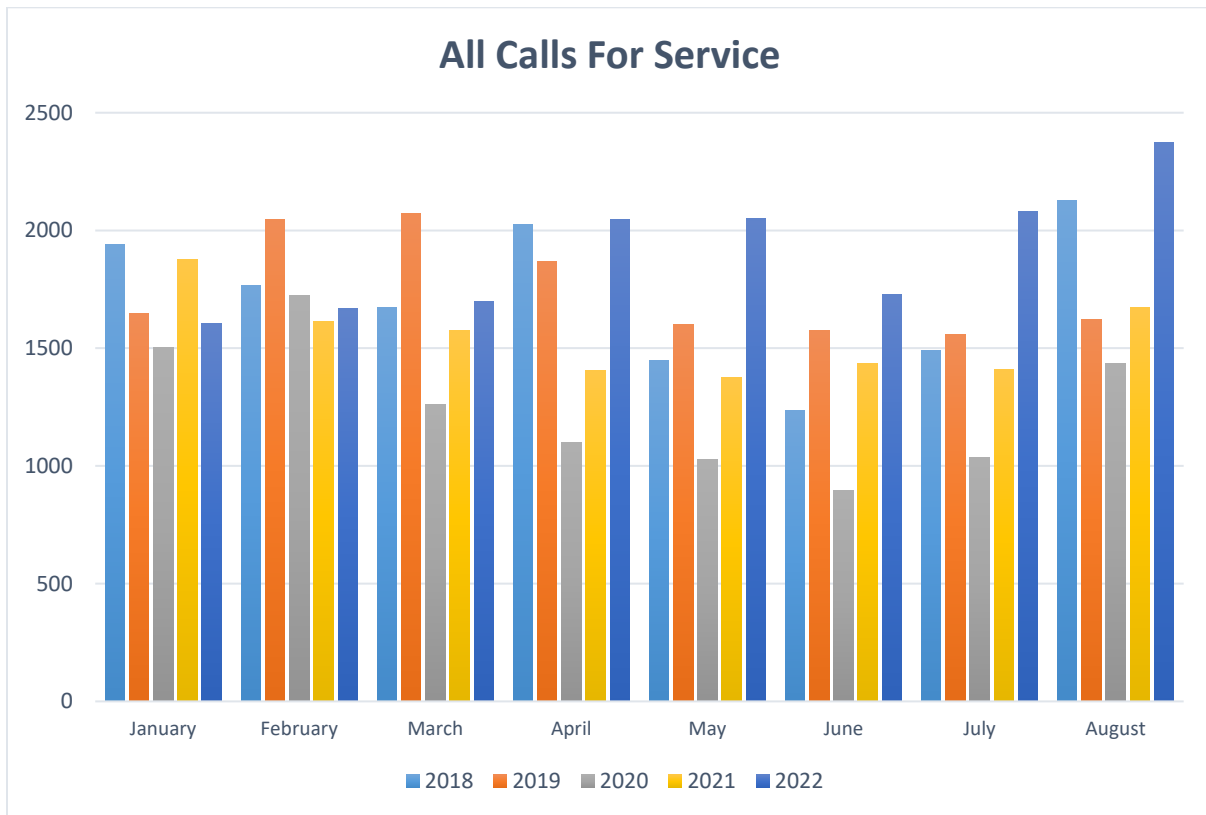


**Top 10 calls for service for August 2021 and August 2022**

<b>August 2021</b>		<b>August 2022</b>	
Traffic Stop/Enforcement	278	Extra Patrol	595
Extra Patrol	255	Traffic Stop/Enforcement	514
Maintenance Alarm	224	Maintenance Alarm	171
General Information/Complaint/Assist	121	General Information/Complaint/Assist	162
Finger Printing	57	Office Unlock	70
Office Unlock	54	Follow Up	56
Follow Up	53	Parking Enforcement/Complaint	56
Motorist Assistance	50	Finger Printing	52
Citizen Contact	44	Motorist Assistance	52
Suspicious Behavior/Activity	40	Outreach	43

This update was produced for informational purposes only and is limited by the availability of data at the time the report was prepared. Numbers may change as additional information becomes available. Prepared by Alice Fulk Wisner.

ISU PD MONTHLY ACTION UPDATE  
8/1 – 8/31/2022



This update was produced for informational purposes only and is limited by the availability of data at the time the report was prepared. Numbers may change as additional information becomes available. Prepared by Alice Fulk Wisner.

**ISU PD MONTHLY ACTION UPDATE**  
8/1 – 8/31/2022

August calls for service were the highest experienced in August for the previous 4 years, and were up 42.0% over August of 2021. Also, traffic stops were up 84.2% and reports written were up 22.8% over August of 2021. Year to date, calls for service are up 23.4% and traffic stops are up 44.6%, while reports written are up 11.9%. There was an increase in drug and alcohol violations for the month, with the majority of alcohol violations occurring on what students refer to as 801 day. OWI incidents were considerably higher in August compared to last year, and year to date OWI incidents are up 83.3%. There were seven reports that involved an interference with official acts charge, and six of those were in conjunction with alcohol violations. Theft reports seem to have leveled off, while criminal mischief/vandalism reports continue to increase.

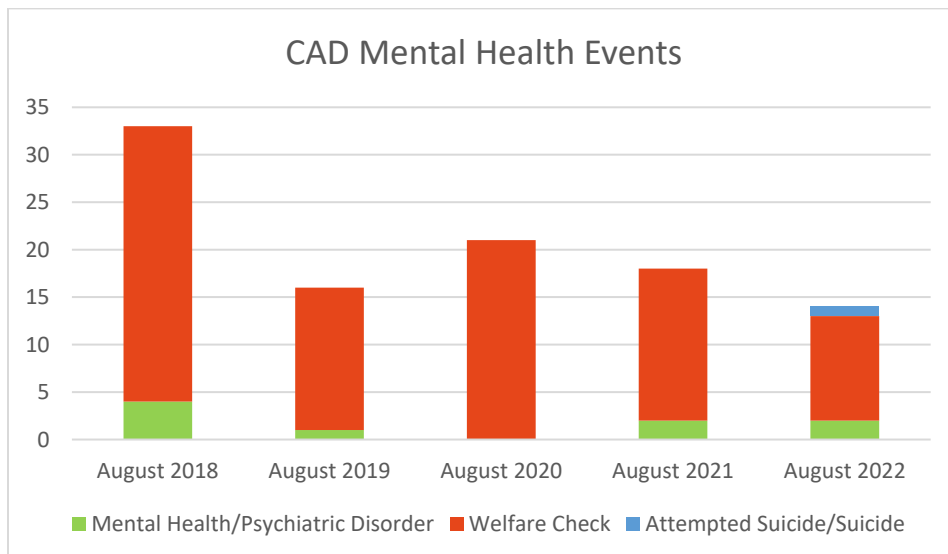
There were six reports of stolen bicycles during August. Two were from Frederiksen Court, the remainder were from LeBaron Hall, Birch Hall, Larch Hall, and the Advanced Teaching Research Building. The Cannondale was recovered by Clear Lake Police.

Bike Brand	Location	Lock	Value	When Taken
Raleigh	LeBaron Hall	Locked	\$800	0800 -1730 8/9
Specialized	Birch Hall	Locked	\$600	1930-2030 8/19
Hyper Shocker	73 Frederiksen Court	Locked	\$200	1300-1900 8/21
Trek	53 Frederiksen Court	Locked	\$740	2030 8/22 – 0730 8/23
Cannondale	2213 Pammel Drive	Locked	\$300	1500 8/23 – 1300 8/25
Trek	Larch Hall	Locked	\$520	1400 8/19 – 0900 8/21

During July of 2022 there were three bicycles stolen from 23, 41, and 43 Frederiksen Court. All three were locked, and the average value of bicycle stolen was \$600.

The following table breaks out all of August Computer Aided Dispatch events with a mental health aspect.

CAD Events	8/1-8/31/21	8/1-8/31/22
Attempted Suicide/Suicide	0	1
Mental Health/Psychiatric Disorder	2	2
Welfare Check	16	11
Total	8	14

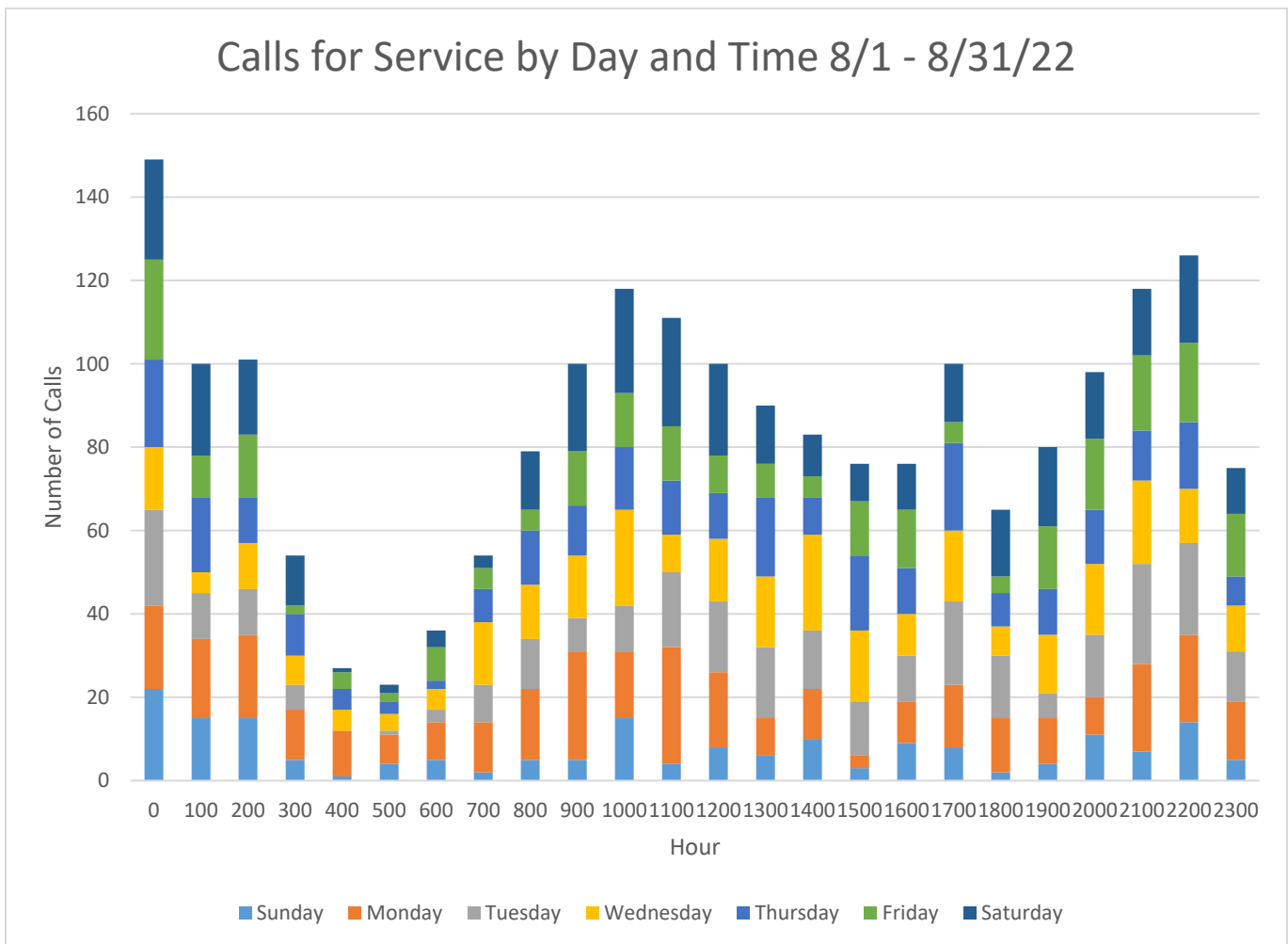


ISU PD MONTHLY ACTION UPDATE  
8/1 – 8/31/2022

There were twenty OWI incident counts during August 2022. In three of the incidents BAC testing was refused. An additional two incidents involved possible drug usage and urine samples were collected for testing. In the remaining incidents the Datamaster BAC ranged from .076 to .236, with the average being .137. There were three OWI incident counts during August 2021. One individual refused testing and the Datamaster BACs for the other two individuals were .105 and .083.

There were fourteen public intoxication reports during August 2022. A juvenile referral was made in one report, testing was unable to be done in one report, drugs were the cause of the intoxication in one report, and testing was refused in seven reports. Of the remaining three reports, the BAC ranged from .193 to .243 with an average of .218. During August of 2021 there were three public intoxication arrests with testing refused in two of them. The BAC in the third report was .283.

The contour chart below shows all calls for service by day and time for the month of August 2022. The busiest times recorded were Sundays between the hour of 0000-0100; Mondays between the hours of 0900-1000, 1100-1200, and 2100-2300; Tuesdays between the hours of 000-0100 and 2100-2300; Wednesdays between the hours of 1000-1100 and 1400-1500; Thursdays between the hours of 0000-0100 and 1700-1800; Fridays between the hour of 0000-0100; and Saturdays between the hour of 0000-0200, 0900-1300, and 2200-2300.

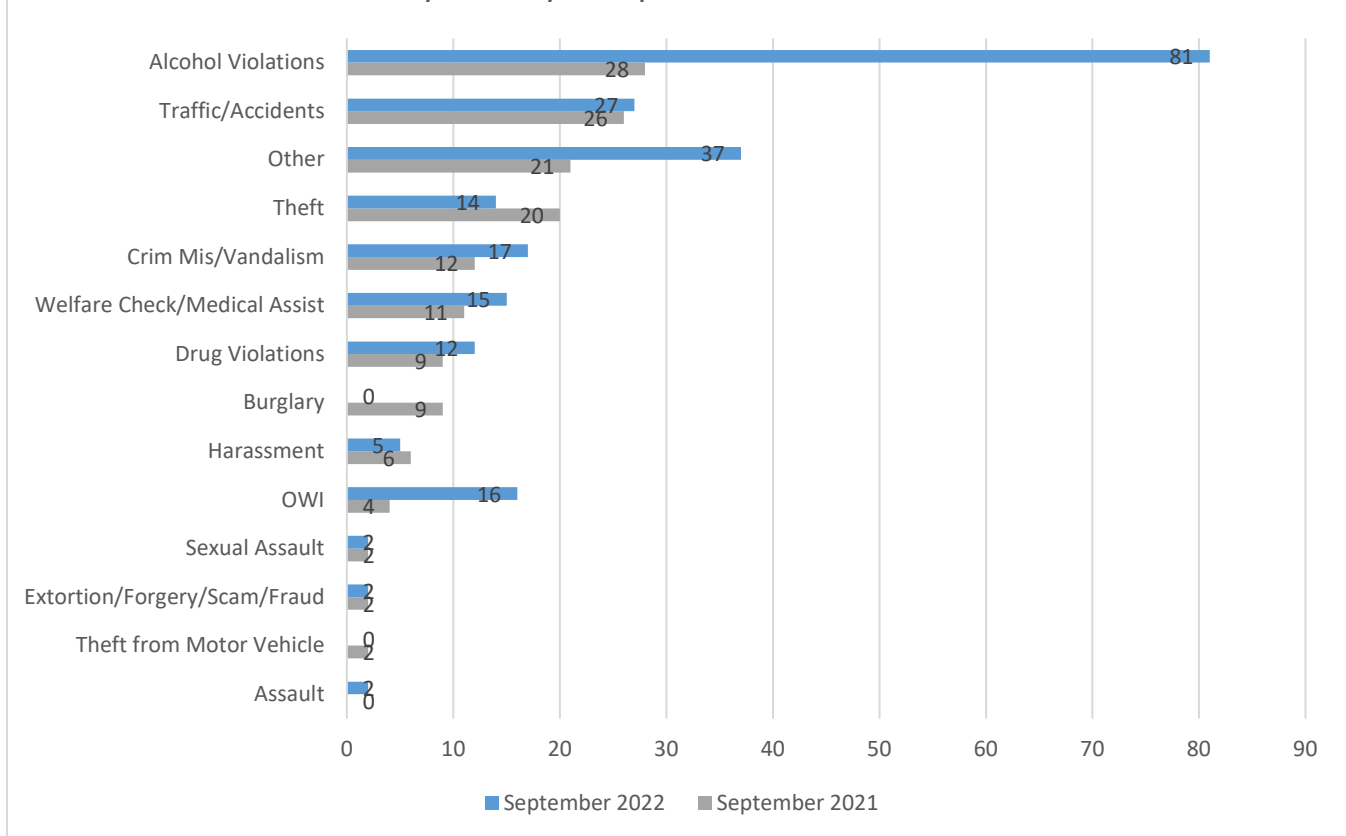


This update was produced for informational purposes only and is limited by the availability of data at the time the report was prepared. Numbers may change as additional information becomes available. Prepared by Alice Fulk Wisner.

**ISU PD MONTHLY ACTION UPDATE**  
9/1 – 9/30/2022

Incident Count by Offense	9/1 – 9/30/21	9/1 – 9/30/22	% Change	YTD 2021	YTD 2022	% Change
Assault	0	2	N/A	3	12	300.0%
Sexual Assault/Fondling	2	2	0.0%	7	8	14.3%
Harassment	6	5	-16.7%	29	28	-3.4%
Burglary	9	0	-100.0%	14	3	-78.6%
Theft	20	14	-30.0%	87	81	-6.9%
Theft from Motor Vehicle	2	0	-100.0%	6	3	-50.0%
Motor Vehicle Theft	0	0	N/A	15	3	-80.0%
Drug Violations	9	12	33.3%	87	112	28.7%
Alcohol Violations	28	81	189.3%	116	183	57.8%
Extortion/Forgery/Scam/Fraud	2	2	0.0%	9	9	0.0%
Criminal Mischief/Vandalism	12	17	41.7%	63	90	42.9%
OWI	4	16	300.0%	64	126	96.9%
Traffic and Accidents	26	27	3.8%	159	248	56.0%
Welfare Check/Medical Assist	11	15	36.4%	48	59	22.9%
All Other	21	37	76.2%	216	218	0.9%
<b>Traffic Stops</b>	<b>202</b>	<b>374</b>	<b>85.1%</b>	<b>2,435</b>	<b>3,602</b>	<b>47.9%</b>
<b>New Reports</b>	<b>129</b>	<b>196</b>	<b>51.9%</b>	<b>795</b>	<b>941</b>	<b>18.4%</b>
<b>Calls for Service - All</b>	<b>1,685</b>	<b>2,644</b>	<b>56.9%</b>	<b>14,043</b>	<b>17,893</b>	<b>27.4%</b>

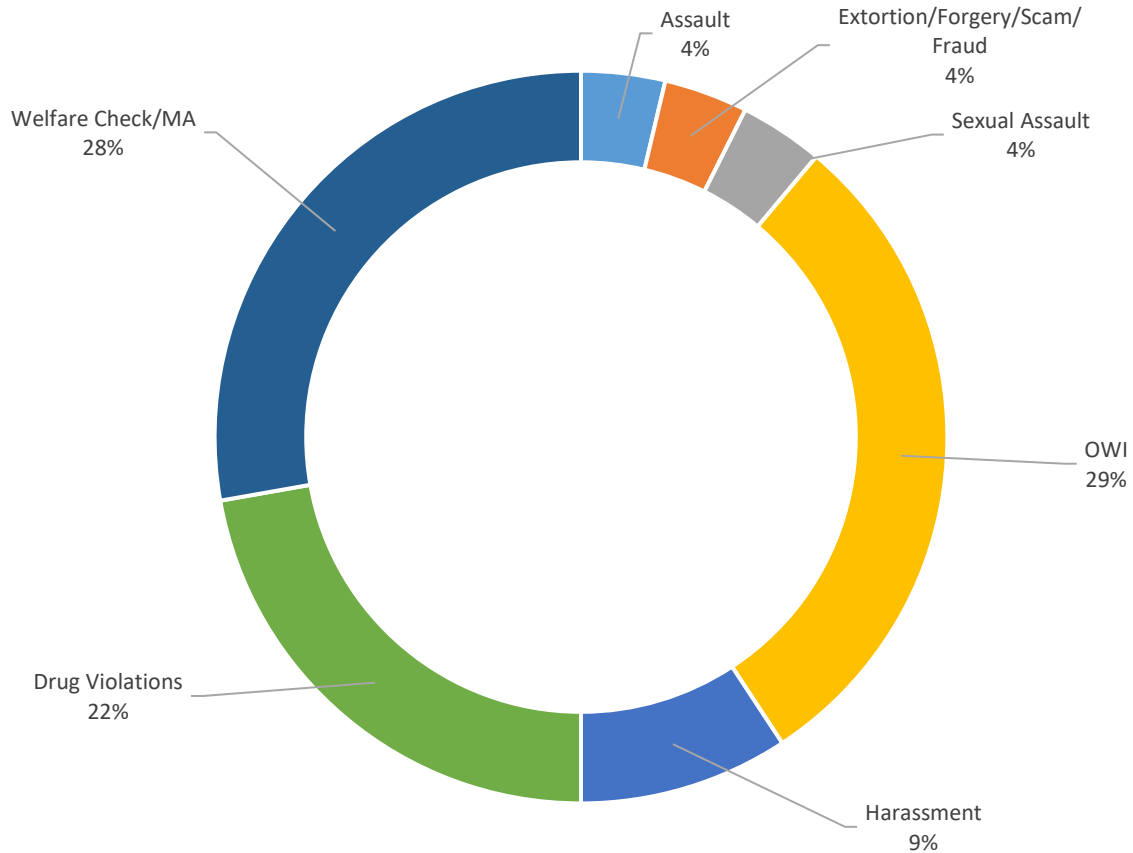
**Monthly Activity Comparison - Incident Offenses**



Numbers may change as additional information becomes available. This document contains confidential information and is for law enforcement use only. Prepared by Alice Fulk Wisner.

**ISU PD MONTHLY ACTION UPDATE**  
9/1 – 9/30/2022

**September 2022 - Incident Offenses**

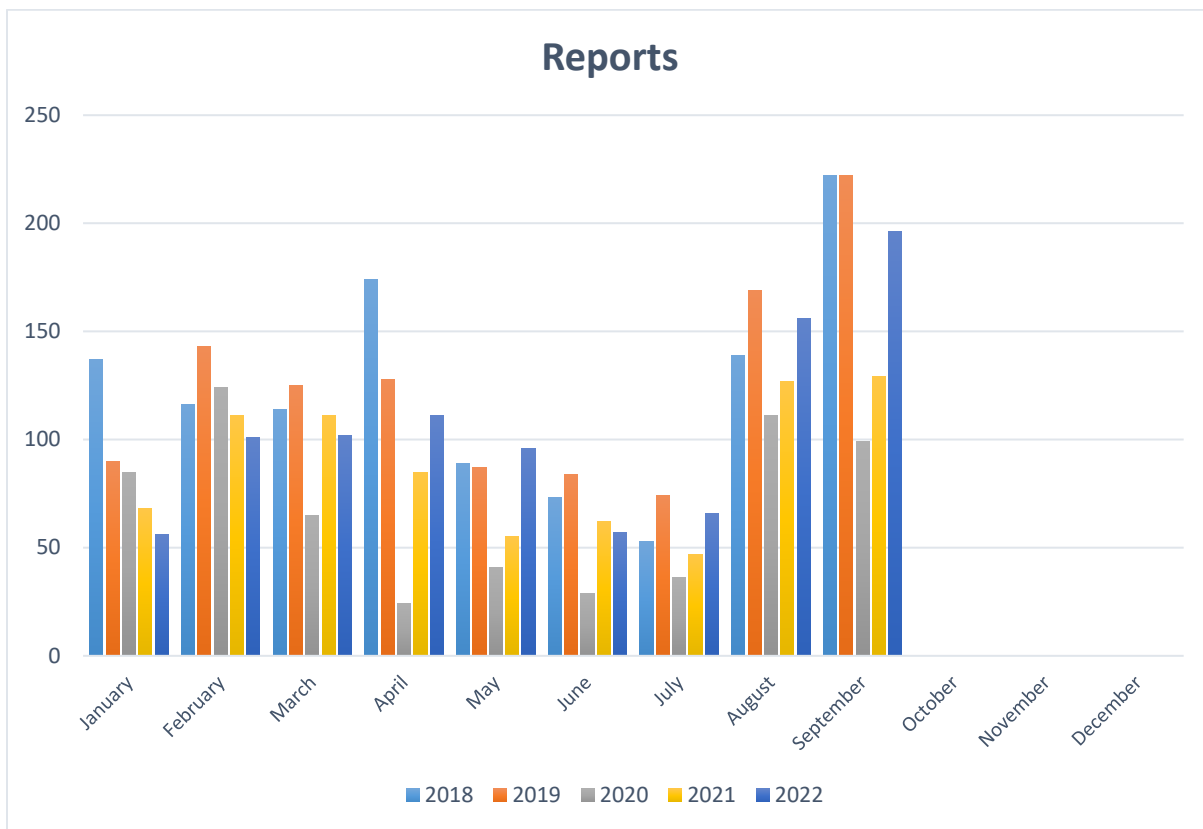
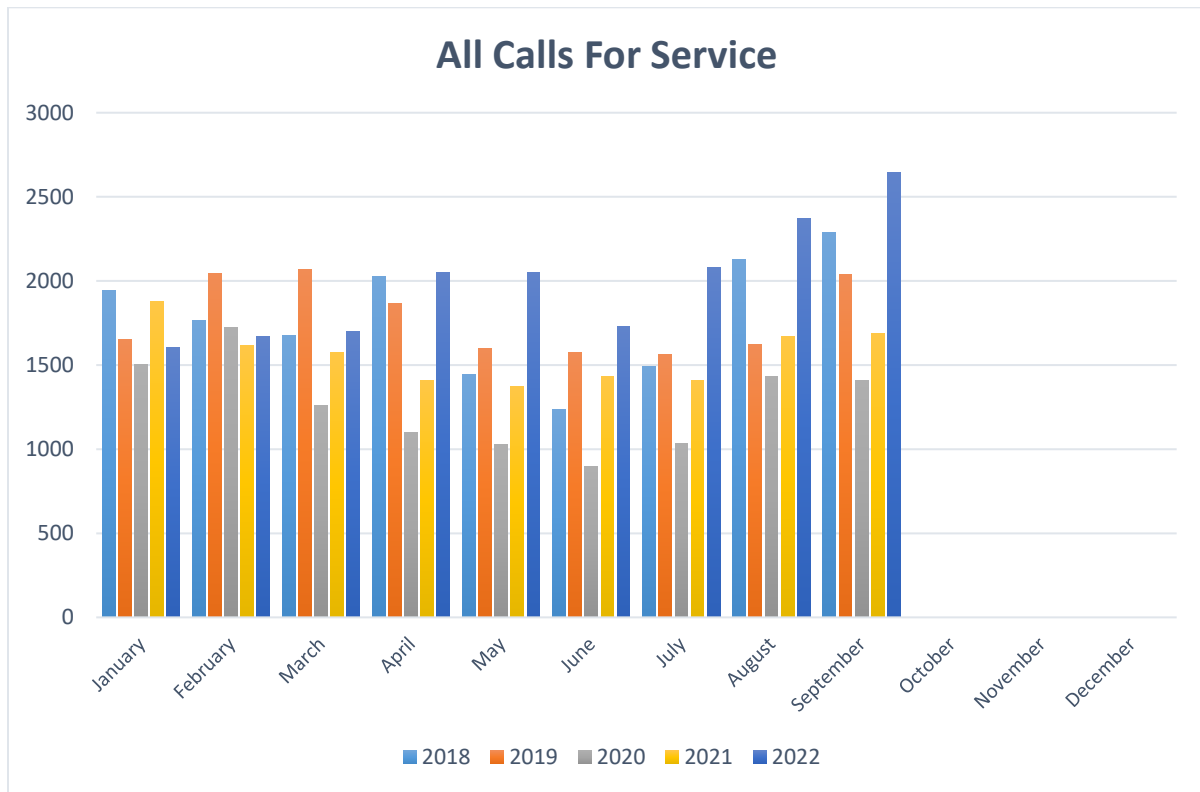


**Top 10 calls for service for September 2021 and September 2022**

<b>September 2021</b>		<b>September 2022</b>	
Maintenance Alarm	207	Extra Patrol	720
Traffic Stop/Enforcement	203	Traffic Stop/Enforcement	374
General Information/Complaint/Assist	170	Maintenance Alarm	212
Extra Patrol	150	General Information/Complaint/Assist	200
Office Unlock	87	Parking Enforcement/Complaint	155
Medical Assistance/Ambulance Call	71	Motorist Assistance	82
Motorist Assistance	65	Suspicious Behavior/Activity	64
Finger Printing	59	Possession Underage	61
Follow Up	53	Follow Up	58
Suspicious Behavior/Activity	52	Office Unlock	56



ISU PD MONTHLY ACTION UPDATE  
9/1 – 9/30/2022



Numbers may change as additional information becomes available. This document contains confidential information and is for law enforcement use only. Prepared by Alice Fulk Wisner.

**ISU PD MONTHLY ACTION UPDATE**  
9/1 – 9/30/2022

September calls for service were the highest experienced in September for the previous 4 years and were up 56.9% over September of 2021. Traffic stops were up 85.1% and reports written were up 51.9% over September of 2021. Year to date, calls for service are up 27.4% and traffic stops are up 47.9%, while reports written are up 18.4%. Increased enforcement of alcohol violations contributed a large part to the increase in the number of reports written, as well as a large increase in the number of OWI reports, up 96.9% so far year to date over 2021. Criminal mischief reports continue to increase, the majority of those being written at residence halls, while a lot of property crime categories are trending lower. Burglaries are down for both the month of September and year to date, last year at this time there was a series of burglaries in office and classroom buildings

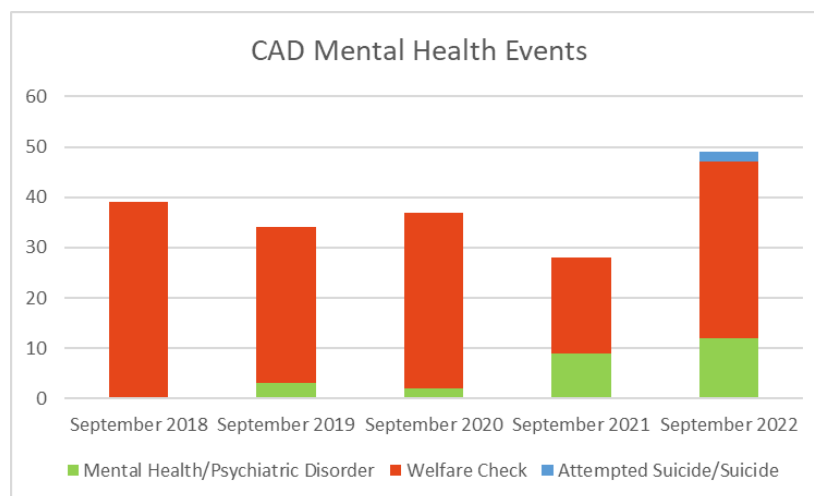
There were seven reports of stolen bicycles during September. Two were from Helser Hall, the remainder were from the Metals Development Office Building, 53 Frederiksen Court, Buchanan Hall, Wallace Hall, and Friley Hall. The Eldorado bicycle was recovered near Town Engineering building.

Bike Brand	Location	Lock	Value	When Taken
Giant	Helser Hall	Locked	\$745	1600 9/5 – 0700 9/6
Eldorado	Metals Development	Not locked	\$50	1200 8/29 – 1200 9/7
Giant	53 Frederiksen Court	Locked	\$350	9/14 – 9/15
Trek	Buchanan Hall	Locked	\$500	2300 9/14 – 0600 9/15
Coop Cycles	Wallace Hall	Locked	\$400	9/19 – 0940 9/20
Trek	Helser Hall	Locked	\$740	2300 9/29 – 1100 9/30
GT Aggressor	Friley Hall	Locked	\$600	2200 9/27 – 2000 9/28

During August of 2022 there were six bicycles stolen from 53 and 73 Frederiksen Court, LeBaron Hall, Birch Hall, 2213 Pammel Drive, and Larch Hall. All six were locked, and the average value of bicycle stolen was \$480.

The following table breaks out all of September Computer Aided Dispatch events with a mental health aspect.

CAD Events	9/1-9/30/21	9/1-9/30/22
Attempted Suicide/Suicide	0	2
Mental Health/Psychiatric Disorder	9	12
Welfare Check	19	35
Total	28	49



Numbers may change as additional information becomes available. This document contains confidential information and is for law enforcement use only. Prepared by Alice Fulk Wisner.

**ISU PD MONTHLY ACTION UPDATE**  
9/1 – 9/30/2022

There were sixteen OWI incident counts during September 2022. In four of the incidents BAC testing was refused. An additional three incidents involved possible drug usage and urine samples were collected for testing. In one incident a blood draw warrant was used in a charge for OWI 3<sup>rd</sup>. In the remaining incidents the Datamaster BAC ranged from .100 to .192, with the average being .135. There were four OWI incident counts during September 2021. The BAC ranged from .082 to .189, with the average Datamaster BAC being .158.

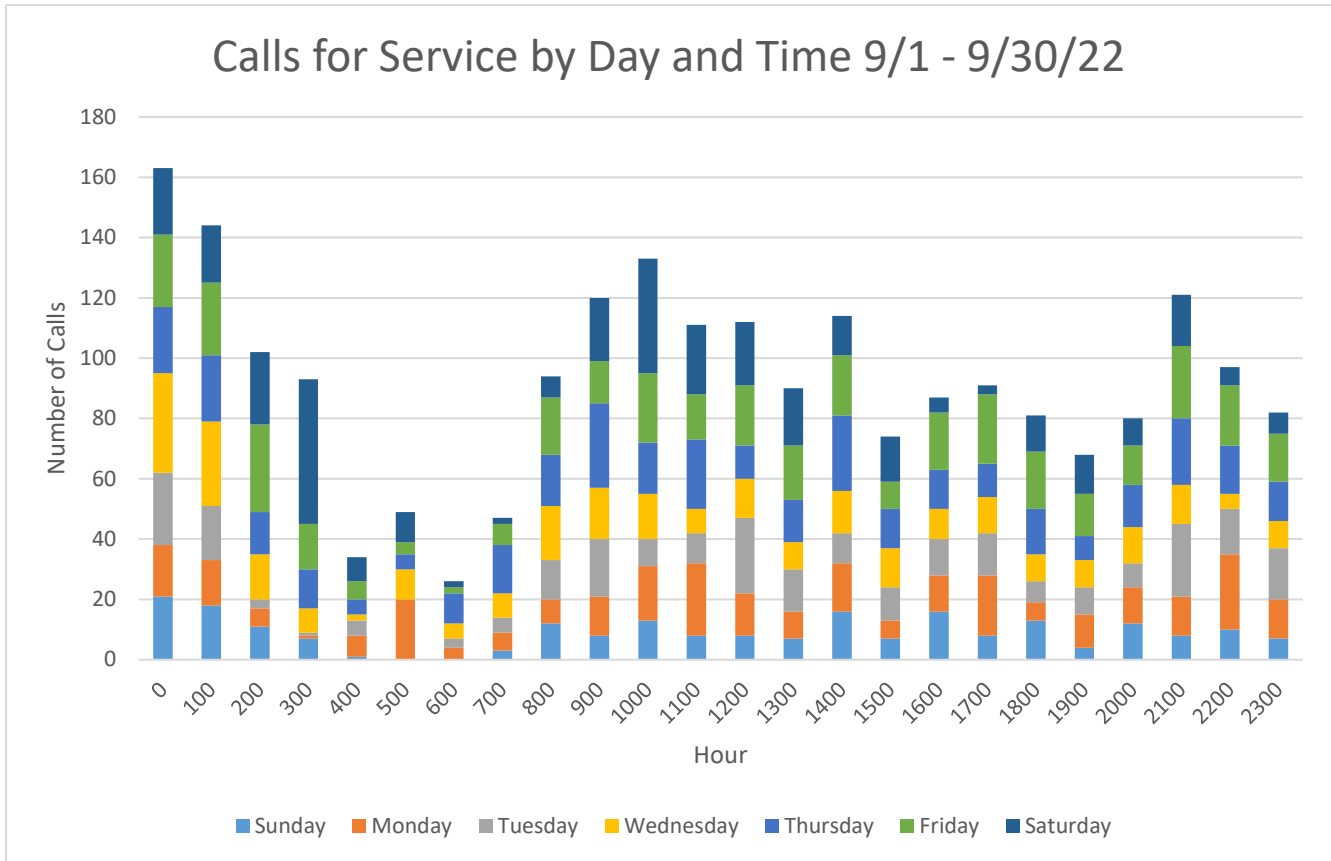
There were eight public intoxication reports during September 2022. Testing was unable to be done in one report and testing was refused in three reports. Of the remaining reports, the BAC ranged from .144 to .253 with an average of .209. During September of 2021 there were five public intoxication arrests with testing refused in two of them. The average BAC in the remaining three reports was .232 with the lowest level .225 and the highest .243.

During the third quarter of 2022, there were three incidents requiring response to resistance (use of force), 292 arrests, and 7,097 calls for service. Response to resistance incidents represent 1.03% of arrests and .04% of calls for service during this time.

<b>Case #</b>	<b>Date</b>	<b>Location</b>	<b>Type of Case</b>	<b>Use of Force</b>	<b>Subject</b>
22-000591	8/2/2022	North 500 <sup>th</sup> Avenue and Ontario Street	Assist with Story County Sheriff's Office vehicular pursuit of subject	Gun Drawn During Arrest After Eluding	17 year old Black Male
22-000780	9/4/2022	218 Richardson Court/Linden Hall	Public Intoxication, Male acting disorderly and confronting individuals	Non-Compliant Arrest and transport to jail	19 year old White Male
22-000933	9/29/2022	Coy Street and South Franklin Avenue	Speeding, Operating Vehicle Without Owner's Consent, Eluding	Taser Drawn During Arrest After Eluding and a foot pursuit	20 year old White Male

ISU PD MONTHLY ACTION UPDATE  
9/1 – 9/30/2022

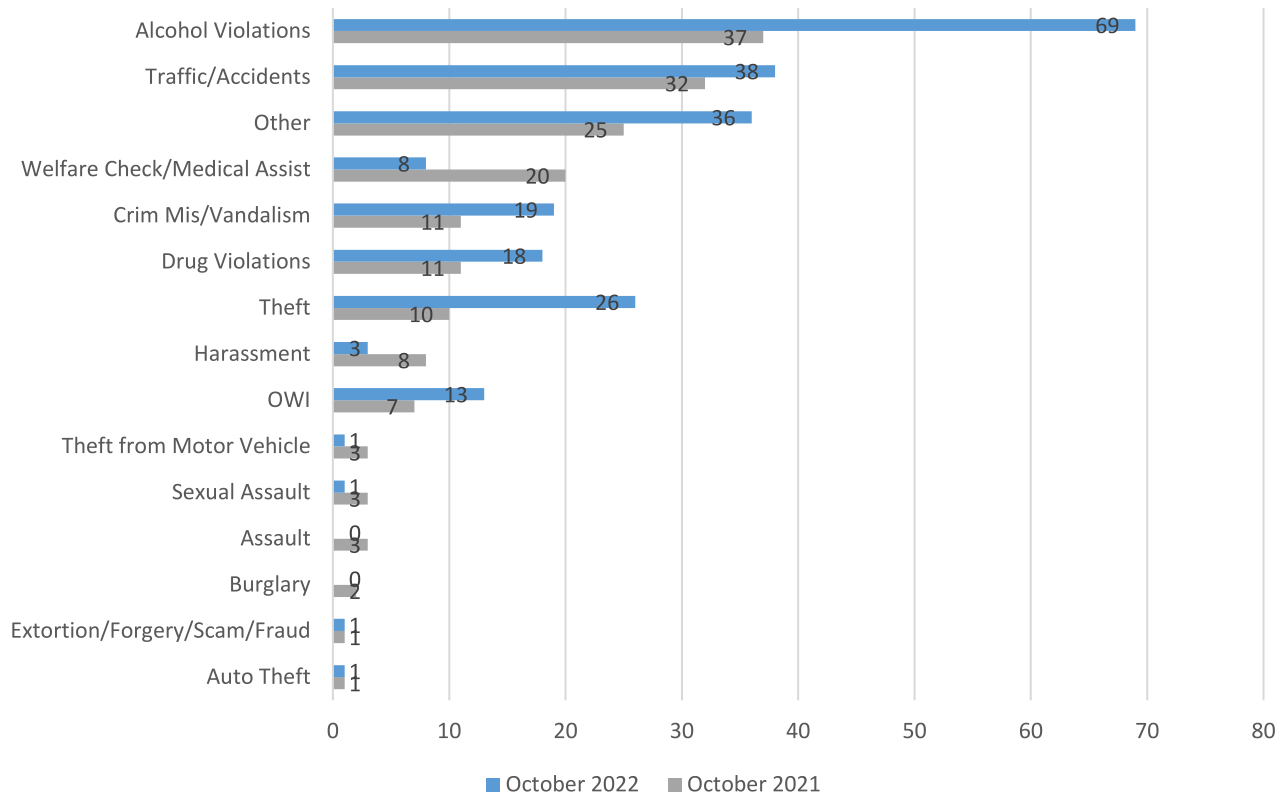
The contour chart below shows all calls for service by day and time for the month of September 2022. The busiest times recorded were Mondays between the hour of 2200-2300; Tuesdays between the hour of 1200-1300, Wednesdays between the hours of 0000-0200; Thursdays between the hours of 0900-1000 and 1400-1500; Fridays between the hour of 0200-0300; and Saturdays between the hours of 0300-0400 and 1000-1100.



**ISU PD MONTHLY ACTION UPDATE**  
10/1 – 10/31/2022

Incident Count by Offense	10/1–10/31/21	10/1-10/31/22	% Change	YTD 2021	YTD 2022	% Change
Assault	3	0	-100.0%	6	12	100.0%
Sexual Assault/Fondling	3	1	-66.7%	10	9	-10.0%
Harassment	8	3	-62.5%	37	31	-16.2%
Burglary	2	0	-100.0%	16	3	-81.3%
Theft	10	26	160.0%	97	100	3.1%
Theft from Motor Vehicle	3	1	-66.7%	17	10	-41.2%
Motor Vehicle Theft	1	1	0.0%	8	4	-50.0%
Drug Violations	11	18	63.6%	98	130	32.7%
Alcohol Violations	37	69	86.5%	153	252	64.7%
Extortion/Forgery/Scam/Fraud	1	1	0.0%	10	10	0.0%
Criminal Mischief/Vandalism	11	19	72.7%	74	109	47.3%
OWI	7	13	85.7%	71	139	95.8%
Traffic and Accidents	32	38	18.8%	198	286	44.4%
Welfare Check/Medical Assist	20	8	-60.0%	88	67	-23.9%
All Other	25	36	44.0%	214	259	21.0%
<b>Traffic Stops</b>	<b>250</b>	<b>413</b>	<b>65.2%</b>	<b>2,685</b>	<b>4,015</b>	<b>49.5%</b>
<b>New Reports</b>	<b>149</b>	<b>195</b>	<b>30.9%</b>	<b>944</b>	<b>1,136</b>	<b>20.3%</b>
<b>Calls for Service - All</b>	<b>1,660</b>	<b>2,637</b>	<b>58.9%</b>	<b>15,703</b>	<b>20,531</b>	<b>30.7%</b>

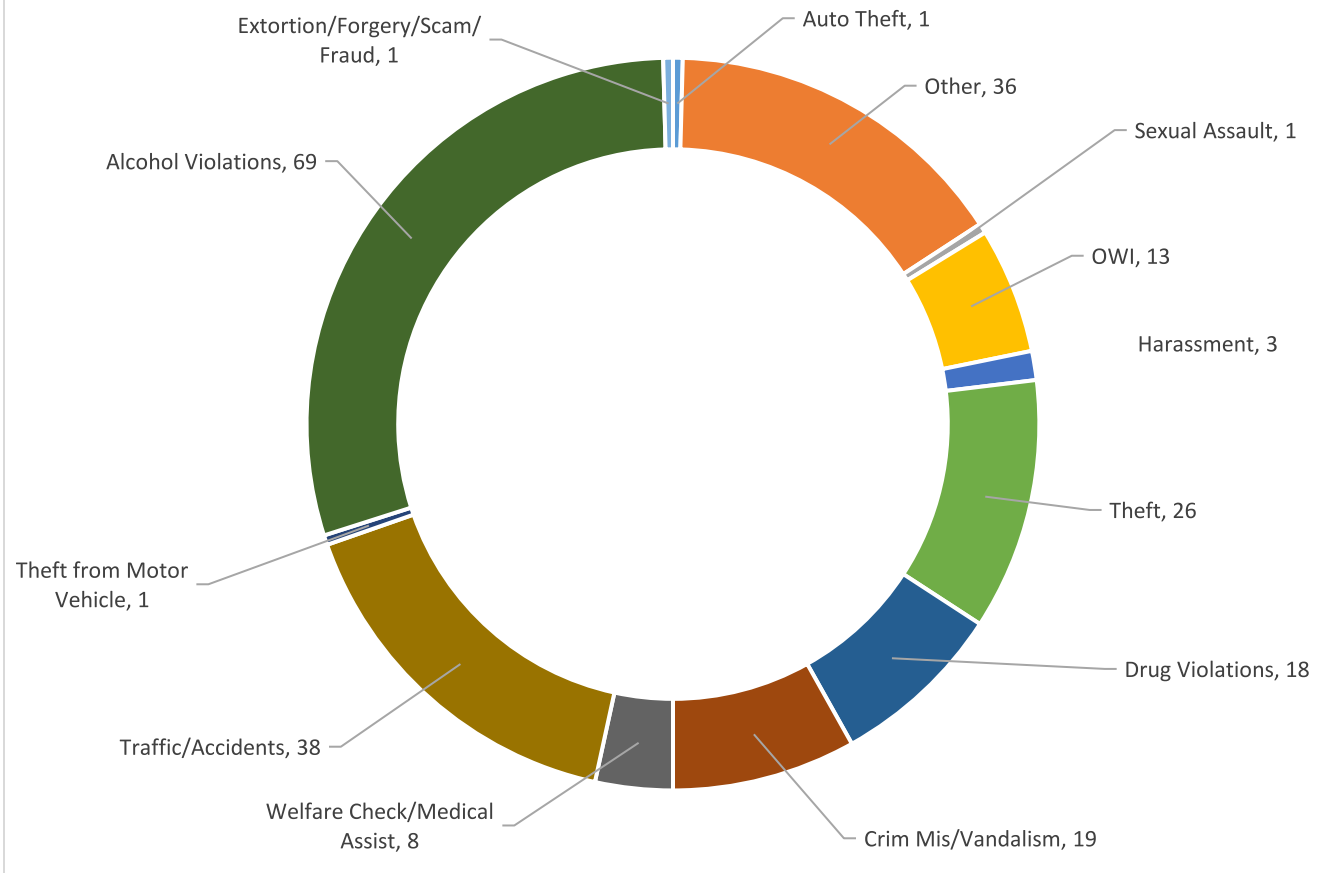
**Monthly Activity Comparison - Incident Offenses**



This update was produced for informational purposes only and is limited by the availability of data at the time the report was prepared. Numbers may change as additional information becomes available. Prepared by Alice Fulk Wisner.

**ISU PD MONTHLY ACTION UPDATE**  
10/1 – 10/31/2022

**October 2022 - Incident Offenses**

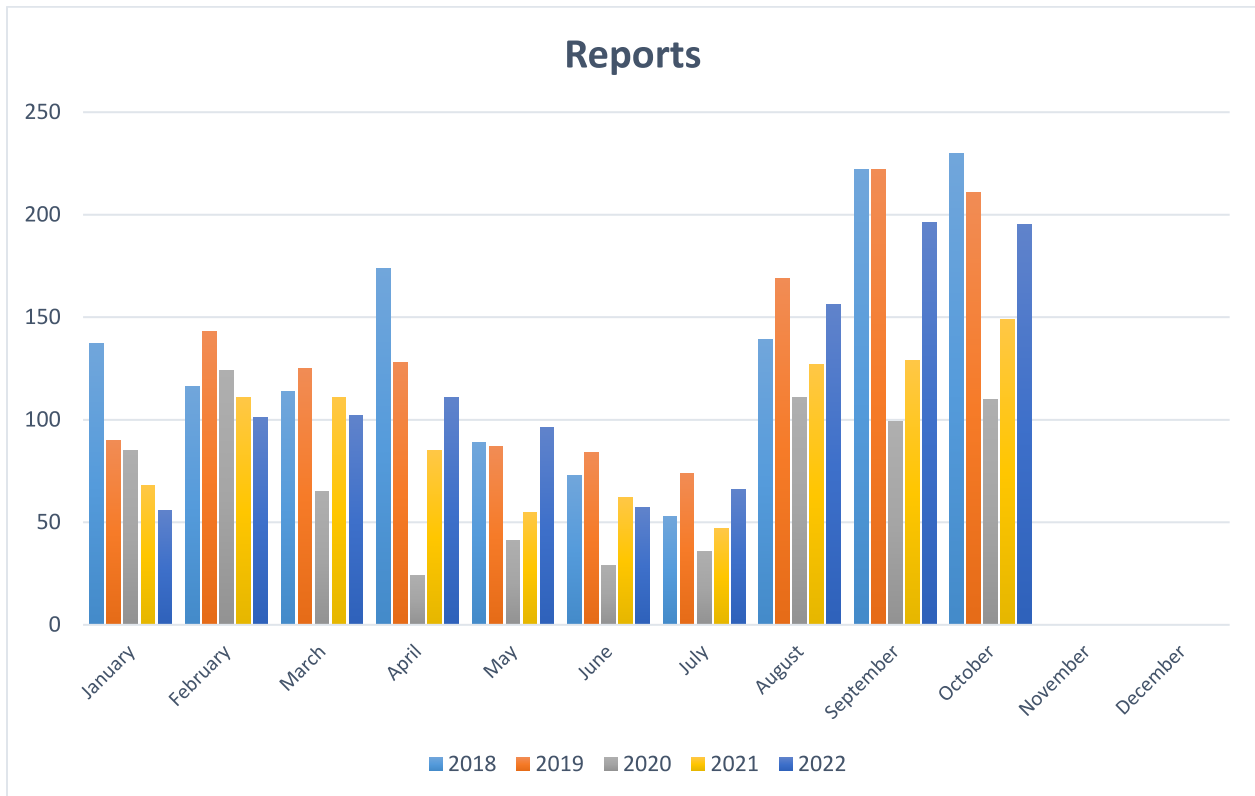
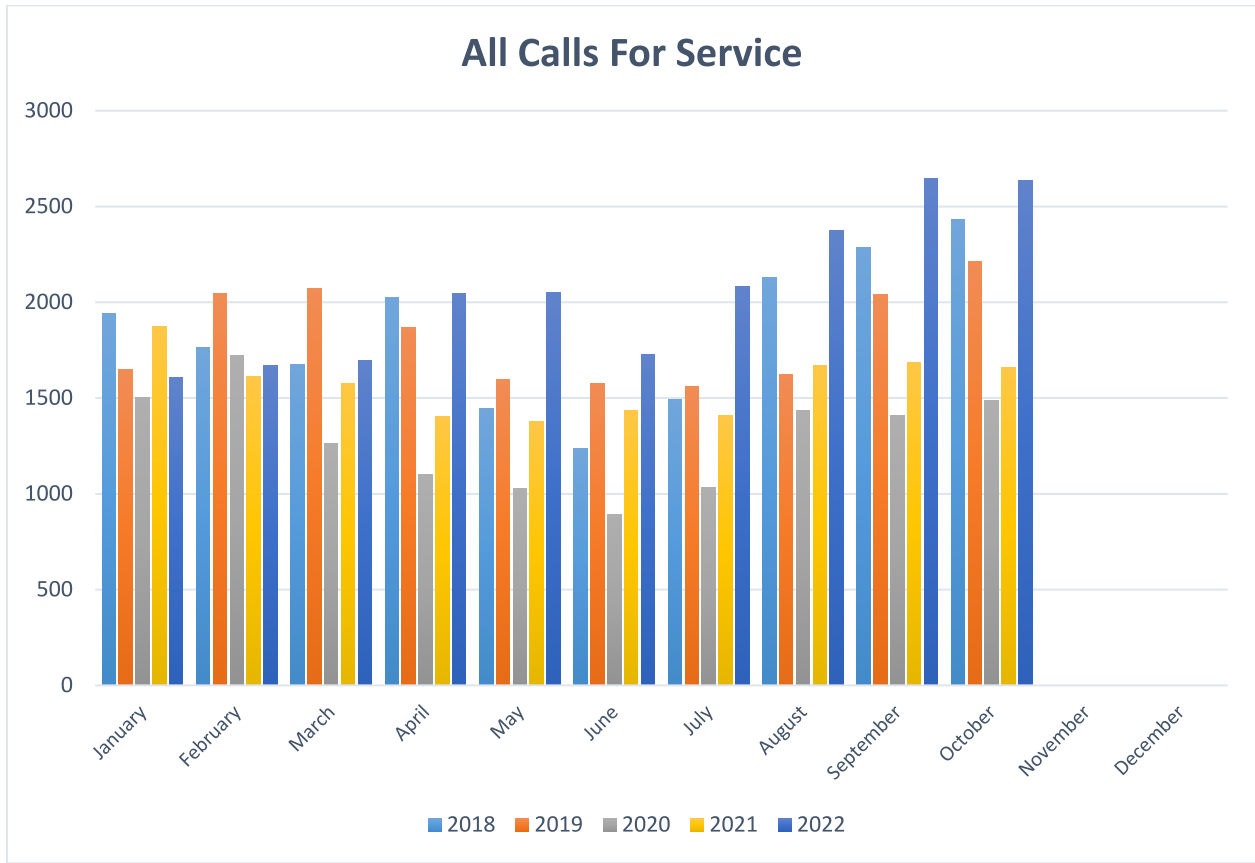


**Top 10 calls for service for October 2021 and October 2022**

<b>October 2021</b>		<b>October 2022</b>	
Traffic Stop/Enforcement	253	Extra Patrol	845
Maintenance Alarm	180	Traffic Stop/Enforcement	413
Extra Patrol	125	General Information/Complaint/Assist	176
General Information/Complaint/Assist	121	Maintenance Alarm	169
Office Unlock	78	Parking Enforcement/Complaint	112
Motorist Assistance	71	Suspicious Behavior/Activity	92
Suspicious Behavior/Activity	71	Motorist Assistance	89
Medical Assistance/Ambulance Call	43	Office Unlock	62
Finger Printing	42	Outreach	52
Follow Up	42	Possession Alcohol Underage	46

This update was produced for informational purposes only and is limited by the availability of data at the time the report was prepared. Numbers may change as additional information becomes available. Prepared by Alice Fulk Wisner.

ISU PD MONTHLY ACTION UPDATE  
10/1 – 10/31/2022



This update was produced for informational purposes only and is limited by the availability of data at the time the report was prepared. Numbers may change as additional information becomes available. Prepared by Alice Fulk Wisner.

**ISU PD MONTHLY ACTION UPDATE**  
10/1 – 10/31/2022

October calls for service were the highest experienced in October for the previous 4 years and were up 58.9% over October of 2021 and were just slightly lower than September of 2022. Traffic stops were up 65.2% and reports written were up 30.9% over October of 2021. Year to date calls for service are up 30.7%, traffic stops are up 49.5%, and reports written are up 20.3%. Increased reports written for criminal mischief/vandalism and theft, increased OWI enforcement, and increased citations for alcohol/drug violations were the main reasons for the increase in the number of reports written.

During September of 2022 there were seven bicycles stolen from Helser Hall, the Metals Development Building, 53 Frederiksen Court, Buchanan Hall, Wallace Hall and Friley Hall and all but one had been locked.

<b>Bike Brand</b>	<b>Location</b>	<b>Lock</b>	<b>Value</b>	<b>When Taken</b>
Giant	Helser Hall	Locked	\$300	1830 9/21 – 1730 10/2
Stout	Buchanan Hall	Locked	\$1,000	1900 10/5 – 0725 10/6
Specialized	Helser Hall	Locked	\$775	2300 10/10 – 1600 10/11
Specialized	Geoffroy Hall	Locked	\$500	2230 10/12 – 0845 10/13
Vivi	Buchanan Hall	Locked	\$700	2200 10/13 – 1030 10/14
Trek	Welch Hall	Locked	\$530	9/10/22
Trek	Friley Hall	Locked	\$1,000	1200 10/17 – 0900 10/20

There were thirteen OWI incident counts during October 2022. In three of the incidents BAC testing was refused. One incident involved possible drug usage and a urine sample was collected for testing. In the remaining incidents the Datamaster BAC ranged from .091 to .231, with the average being .138. There were seven OWI incident counts during October 2021, five involving alcohol. The BAC ranged from .083 to .188, with the average Datamaster BAC being .138.

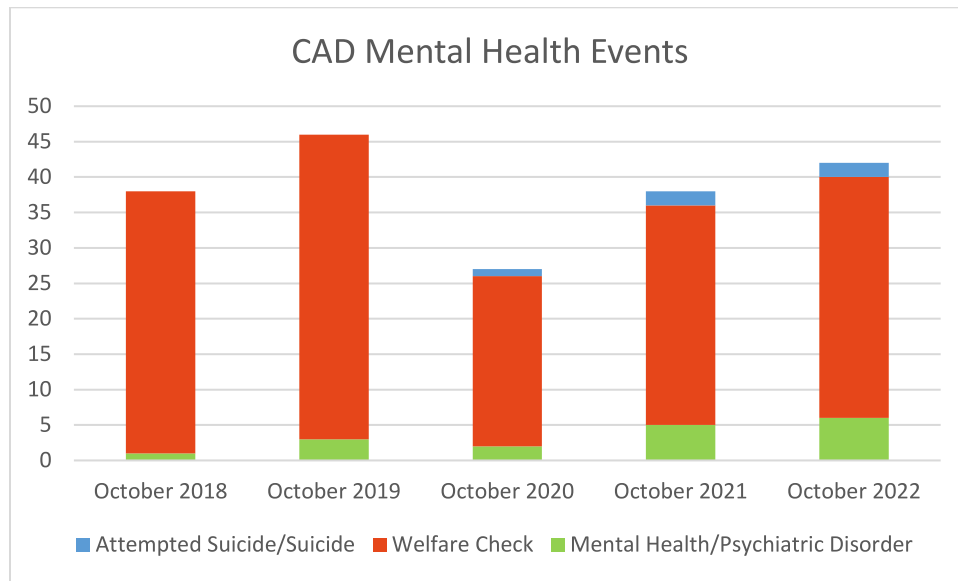
There were fourteen public intoxication reports during October 2022. Testing was unable to be done in three reports and refused in four reports. Additionally, one incident resulted in a juvenile referral. Of the remaining reports, the BAC ranged from .105 to .364 with an average of .209. During October of 2021 there were seven public intoxication arrests. Testing was refused in three of the arrests. Two of the individuals were transported for medical attention and no testing was done. In the remaining two arrests, the BAC was .208 for one individual and .265 for the other.

The following table breaks out all of September Computer Aided Dispatch events with a mental health aspect.

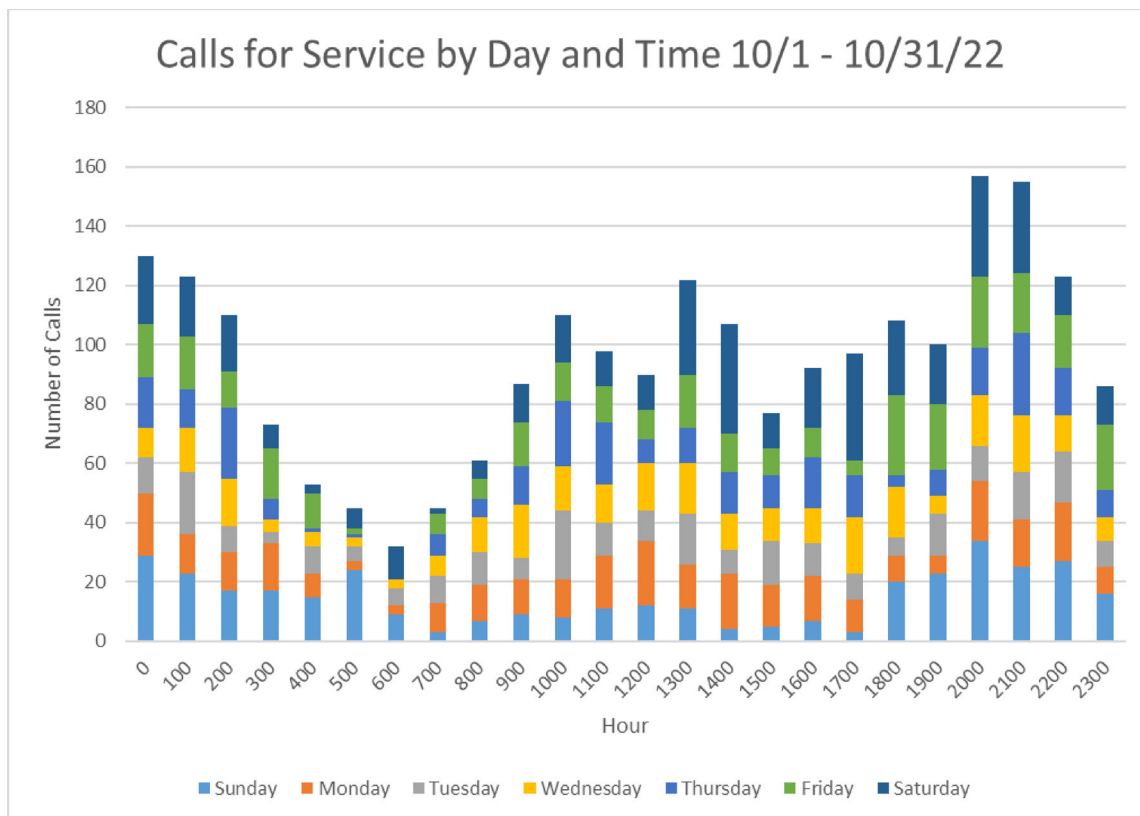
<b>CAD Events</b>	<b>10/1-10/31/21</b>	<b>10/1-10/31/22</b>
Attempted Suicide/Suicide	2	2
Mental Health/Psychiatric Disorder	5	6
Welfare Check	31	34
<b>Total</b>	<b>38</b>	<b>42</b>



ISU PD MONTHLY ACTION UPDATE  
10/1 – 10/31/2022



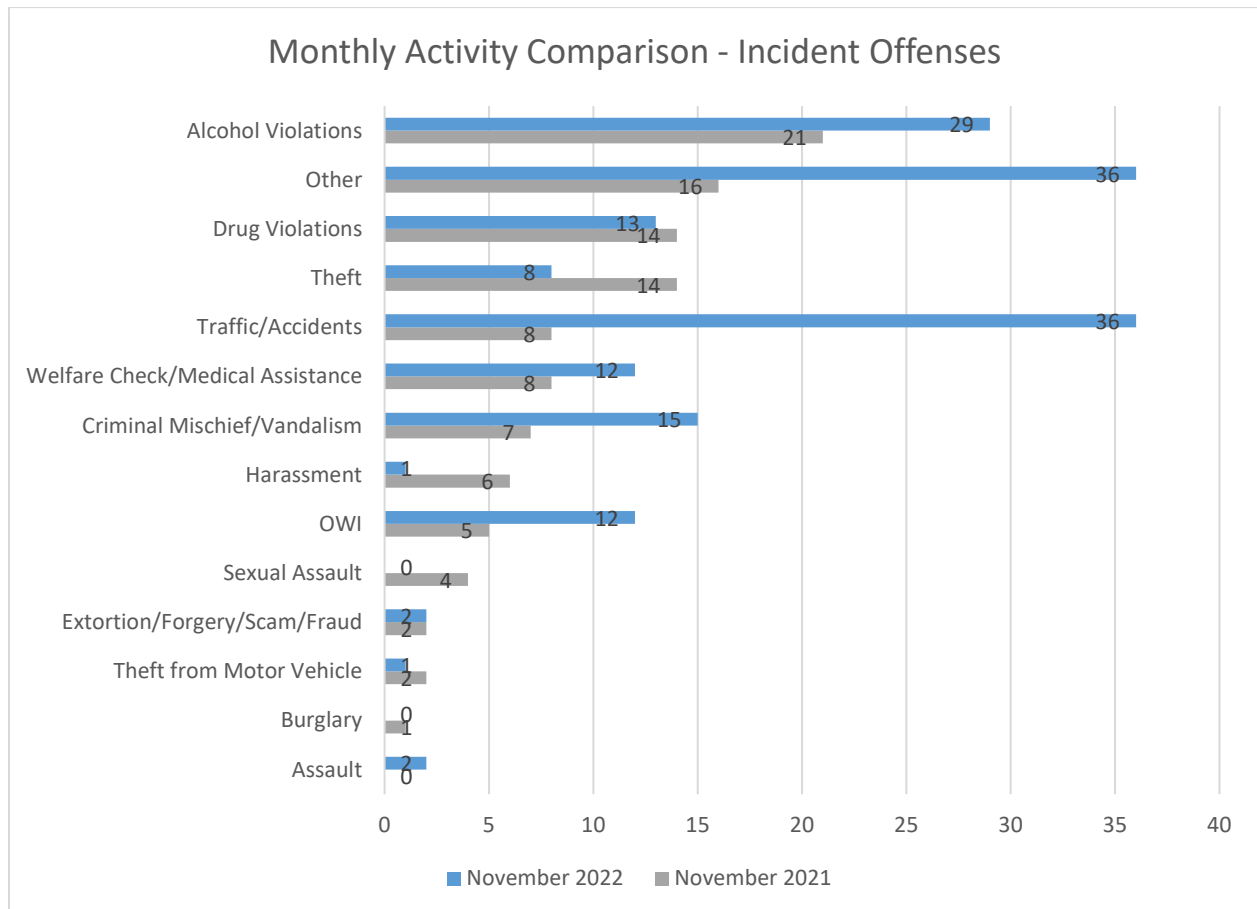
The contour chart below shows all calls for service by day and time for the month of October 2022. The busiest times recorded were Sundays between the hours of 0000-0100, and 2000-2300, Thursdays between the hour of 2100-2200, Fridays between the hour of 1800-1900, and Saturdays between the hours of 1300-1500, 1700-1900, and 2000-2200.



This update was produced for informational purposes only and is limited by the availability of data at the time the report was prepared. Numbers may change as additional information becomes available. Prepared by Alice Fulk Wisner.

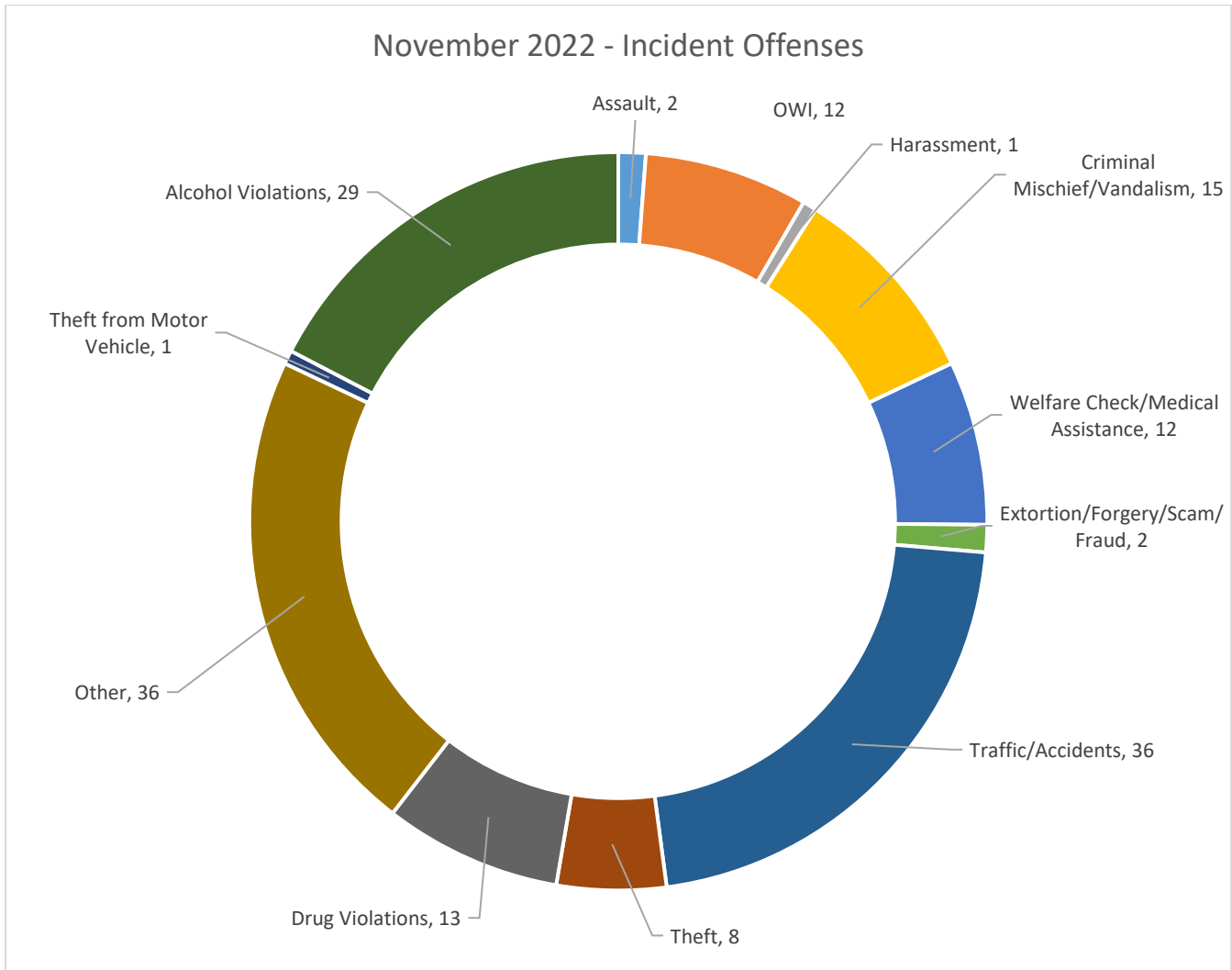
**ISU PD MONTHLY ACTION UPDATE**  
11/1 – 11/30/2022

Incident Count by Offense	11/1-11/30/21	11/1-11/30/22	% Change	YTD 2021	YTD 2022	% Change
Assault	0	2	N/A	6	14	133.3%
Sexual Assault/Fondling	4	0	-100.0%	14	9	-35.7%
Harassment	6	1	-83.3%	43	32	-25.6%
Burglary	1	0	-100.0%	17	3	-82.4%
Theft	14	8	-42.9%	111	108	-2.7%
Theft from Motor Vehicle	2	1	-50.0%	19	11	-42.1%
Motor Vehicle Theft	0	0	N/A	8	4	-50.0%
Drug Violations	14	13	-7.1%	112	143	27.7%
Alcohol Violations	21	29	38.1%	174	281	61.5%
Extortion/Forgery/Scam/Fraud	2	2	0.0%	12	12	0.0%
Criminal Mischief/Vandalism	7	15	114.3%	81	124	53.1%
OWI	5	12	140.0%	76	151	98.7%
Traffic and Accidents	8	36	350.0%	207	324	56.5%
Welfare Check/Medical Assist	8	12	50.0%	96	79	-17.7%
All Other	16	36	125.0%	229	291	27.1%
<b>Traffic Stops</b>	<b>236</b>	<b>426</b>	<b>80.5%</b>	<b>2,921</b>	<b>4,441</b>	<b>52.0%</b>
<b>New Reports</b>	<b>92</b>	<b>127</b>	<b>38.0%</b>	<b>1,036</b>	<b>1,263</b>	<b>21.9%</b>
<b>Calls for Service - All</b>	<b>1,407</b>	<b>2,386</b>	<b>69.6%</b>	<b>17,110</b>	<b>22,919</b>	<b>34.0%</b>



This update was produced for informational purposes only and is limited by the availability of data at the time the report was prepared. Numbers may change as additional information becomes available. Prepared by Alice Fulk Wisner.

**ISU PD MONTHLY ACTION UPDATE**  
11/1 – 11/30/2022

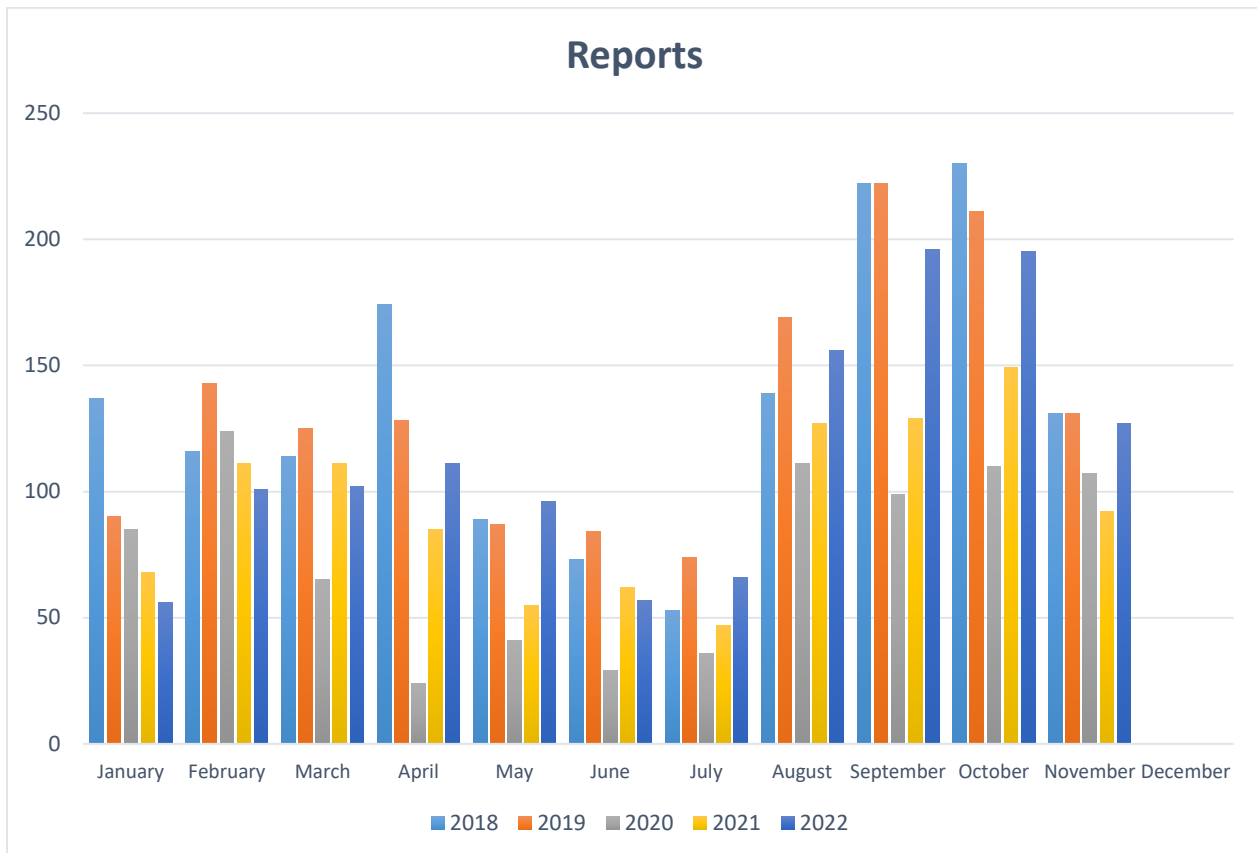
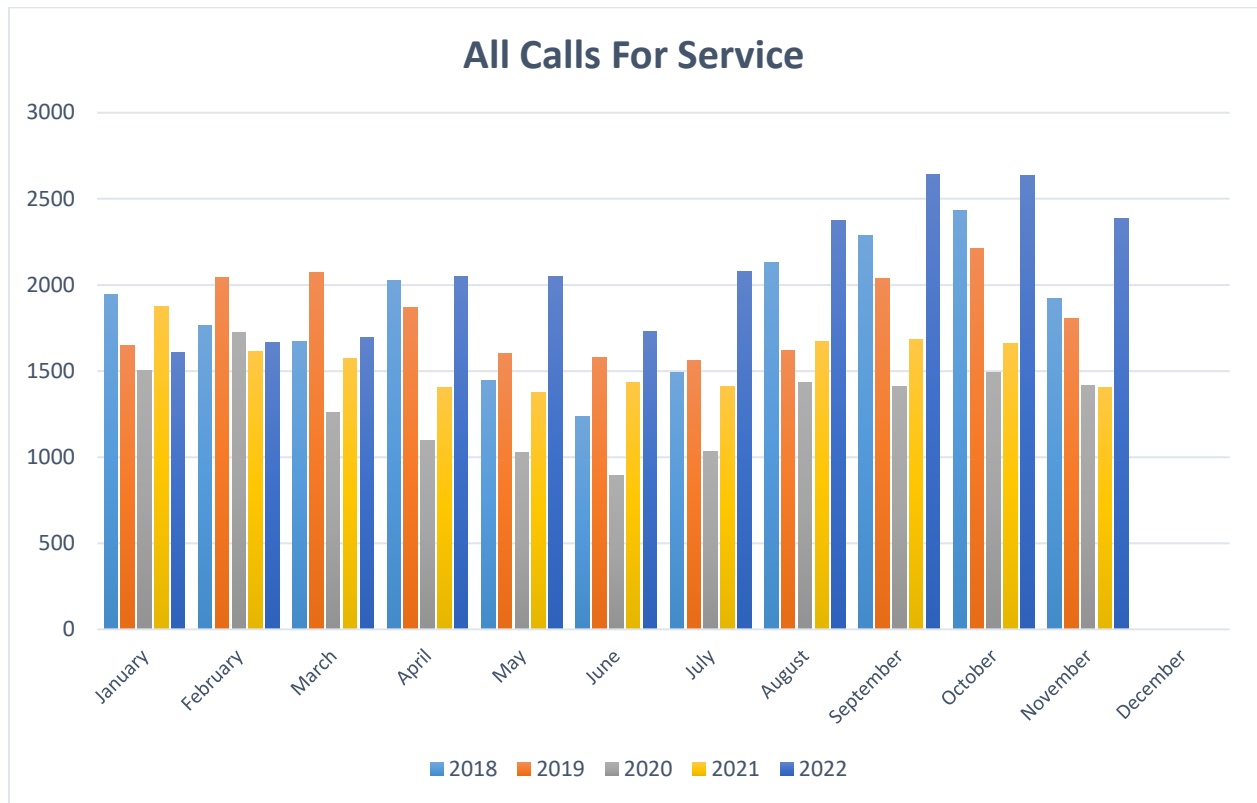


**Top 10 calls for service for November 2021 and November 2022**

<b>November 2021</b>		<b>November 2022</b>	
Traffic Stop/Enforcement	236	Extra Patrol	732
Extra Patrol	166	Traffic Stop/Enforcement	428
Maintenance Alarm	164	Maintenance Alarm	194
General Information/Complaint/Assist	103	General Information/Complaint/Assist	166
Office Unlock	69	Motorist Assistance	127
Motorist Assistance	68	Parking Enforcement/Complaint	72
Safety Escort	45	Office Unlock	63
Suspicious Behavior/Activity	38	Suspicious Behavior/Activity	59
Finger Printing	34	Vandalism/Criminal Mischief	31
Follow Up	34	Outreach	30

This update was produced for informational purposes only and is limited by the availability of data at the time the report was prepared. Numbers may change as additional information becomes available. Prepared by Alice Fulk Wisner.

ISU PD MONTHLY ACTION UPDATE  
11/1 – 11/30/2022



This update was produced for informational purposes only and is limited by the availability of data at the time the report was prepared. Numbers may change as additional information becomes available. Prepared by Alice Fulk Wisner.

**ISU PD MONTHLY ACTION UPDATE**  
11/1 – 11/30/2022

November calls for service were the highest experienced in November for the previous 4 years and were up 69.6% over November of 2021. Traffic stops were up 80.5% and reports written were up 38.0% over November of 2021. Year to date calls for service are up 34.0%, traffic stops are up 52.0%, and reports written are up 21.9%. Reports written for criminal mischief/vandalism incidents, OWI enforcement, alcohol/drug violations, and traffic activity violations were the main drivers for the increased activity.

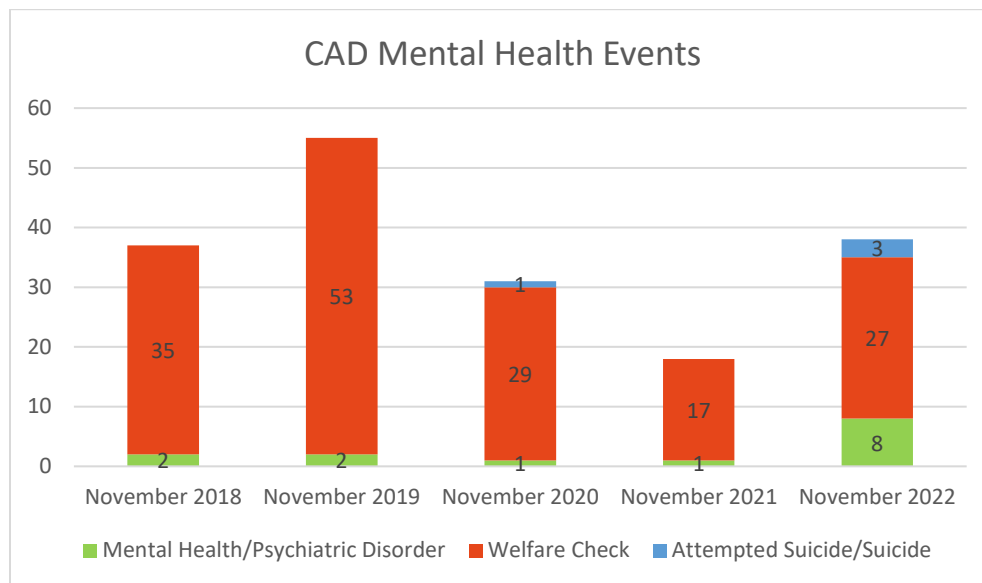
There was one report of stolen a bicycle during November.

Bike Brand	Location	Lock	Value	When Taken
Trek Marlin	Elm Hall	Locked	\$1100	1800 11/23 – 1430 11/24

There were twelve OWI incident counts during November 2022. In two of the incidents BAC testing was refused. One incident involved possible drug usage and a urine sample was collected for testing. In the remaining incidents the Datamaster BAC ranged from .092 to .188, with the average being .132. There were five OWI incidents during November 2021. Testing was refused in one arrest. The BAC ranged from .092 to .153, with the average data master BAC being .119.

There were six public intoxication reports during November 2022. Testing was refused in four reports. In one report the BAC registered above .08, in the other the BAC was .145. During November of 2021 there were three public intoxication arrests. Testing was refused in one of the arrests. In the remaining two arrests, the BAC was .211 for one individual and .261 for the other.

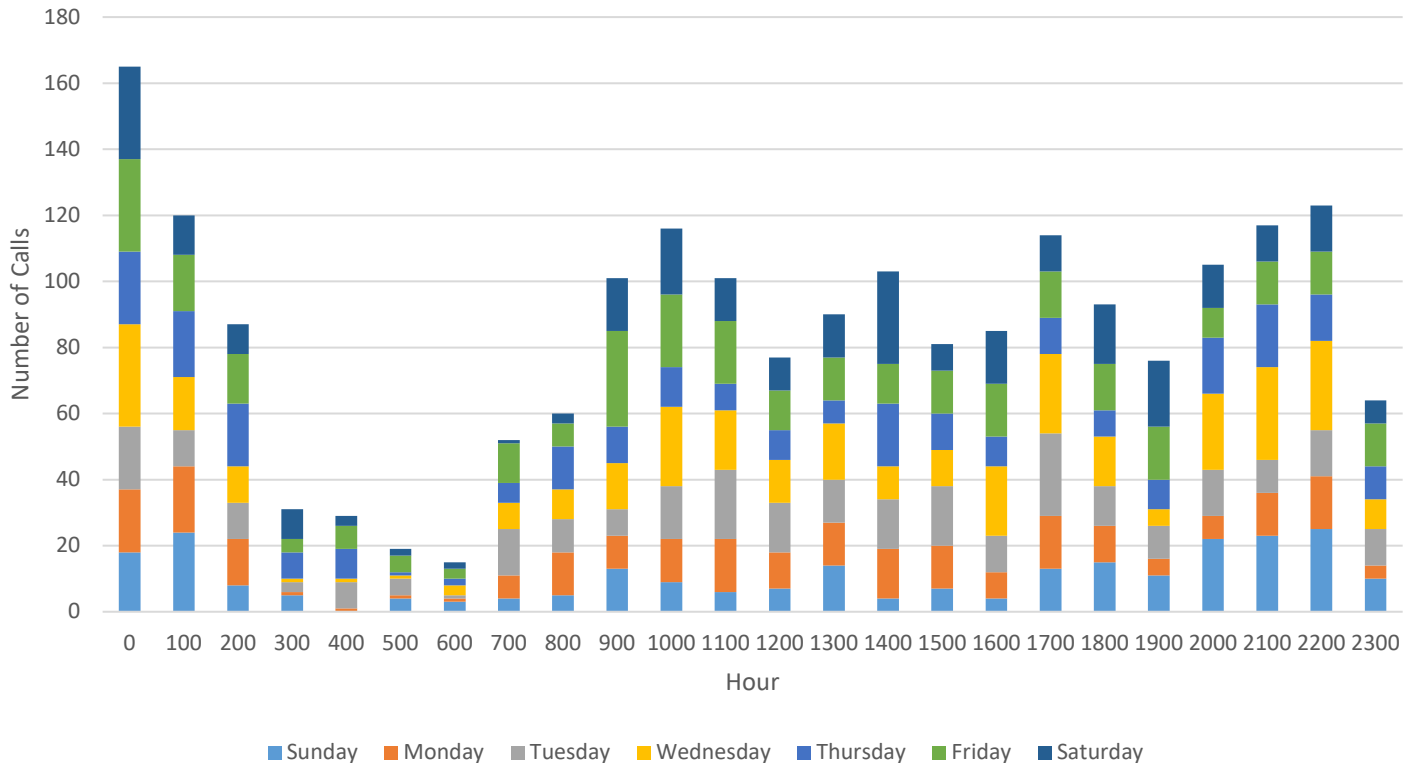
The following graph shows Computer Aided Dispatch events with a mental health aspect for the month of November from 2018 - 2022. Of the mental health related CAD events in November, eleven reports were made.



ISU PD MONTHLY ACTION UPDATE  
11/1 – 11/30/2022

The contour chart below shows all calls for service by day and time for the month of November 2022. The busiest times recorded were Sundays between the hours of 0100-0200 and 2000-2300, Tuesdays between the hours of 1100-1200 and 1700-1800, Wednesdays between the hours of 0000-0100, 1000-1100, 1600-1800 and 2000-2300, Thursdays between the hour of 0000-0100, Fridays between the hours of 0000-0100 and 0900-1100, and Saturdays between the hours of 0000-0100 and 1400-1500.

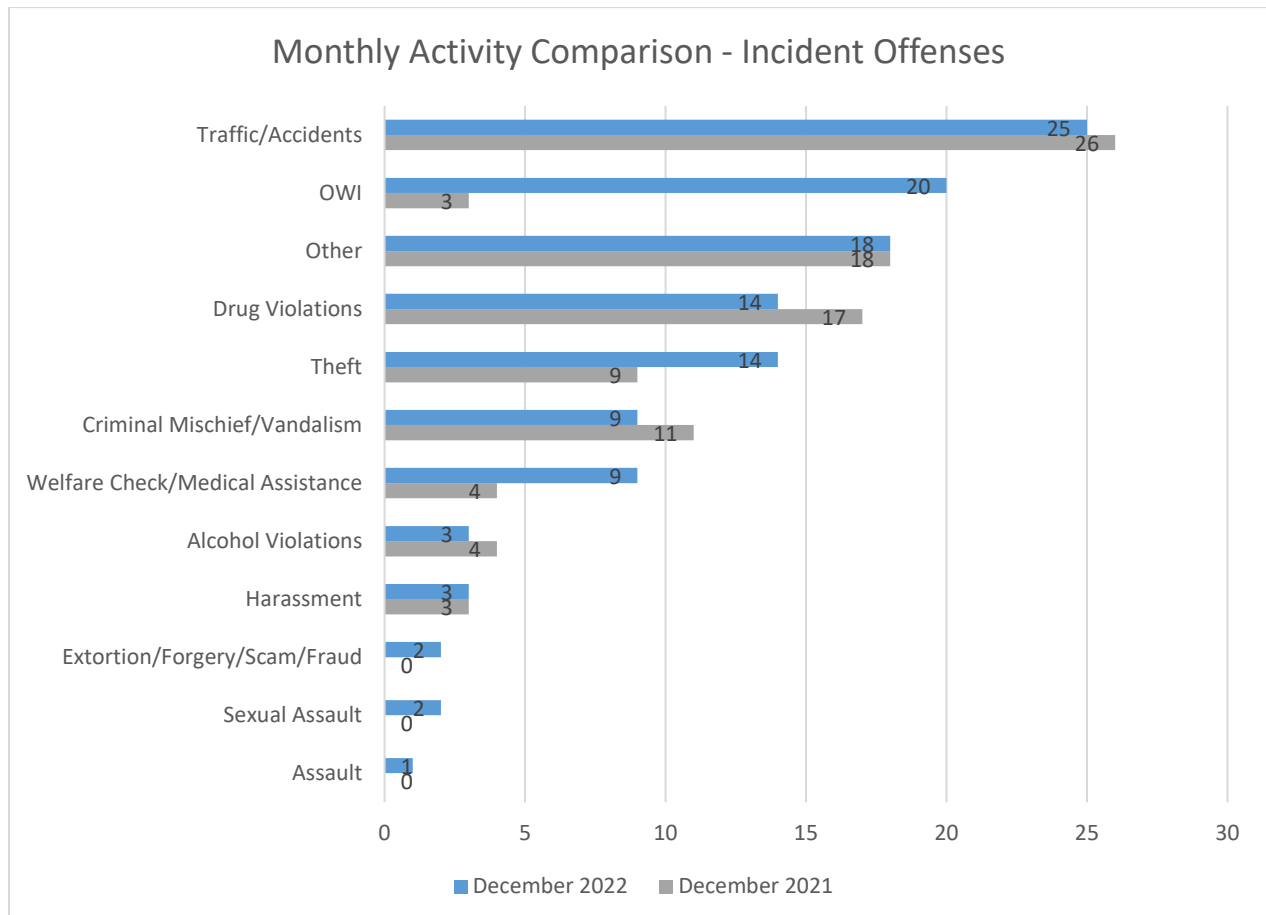
Calls for Service by Day and Time 11/1 - 11/30/22



This update was produced for informational purposes only and is limited by the availability of data at the time the report was prepared. Numbers may change as additional information becomes available. Prepared by Alice Fulk Wisner.

**ISU PD MONTHLY ACTION UPDATE**  
12/1 – 12/31/2022

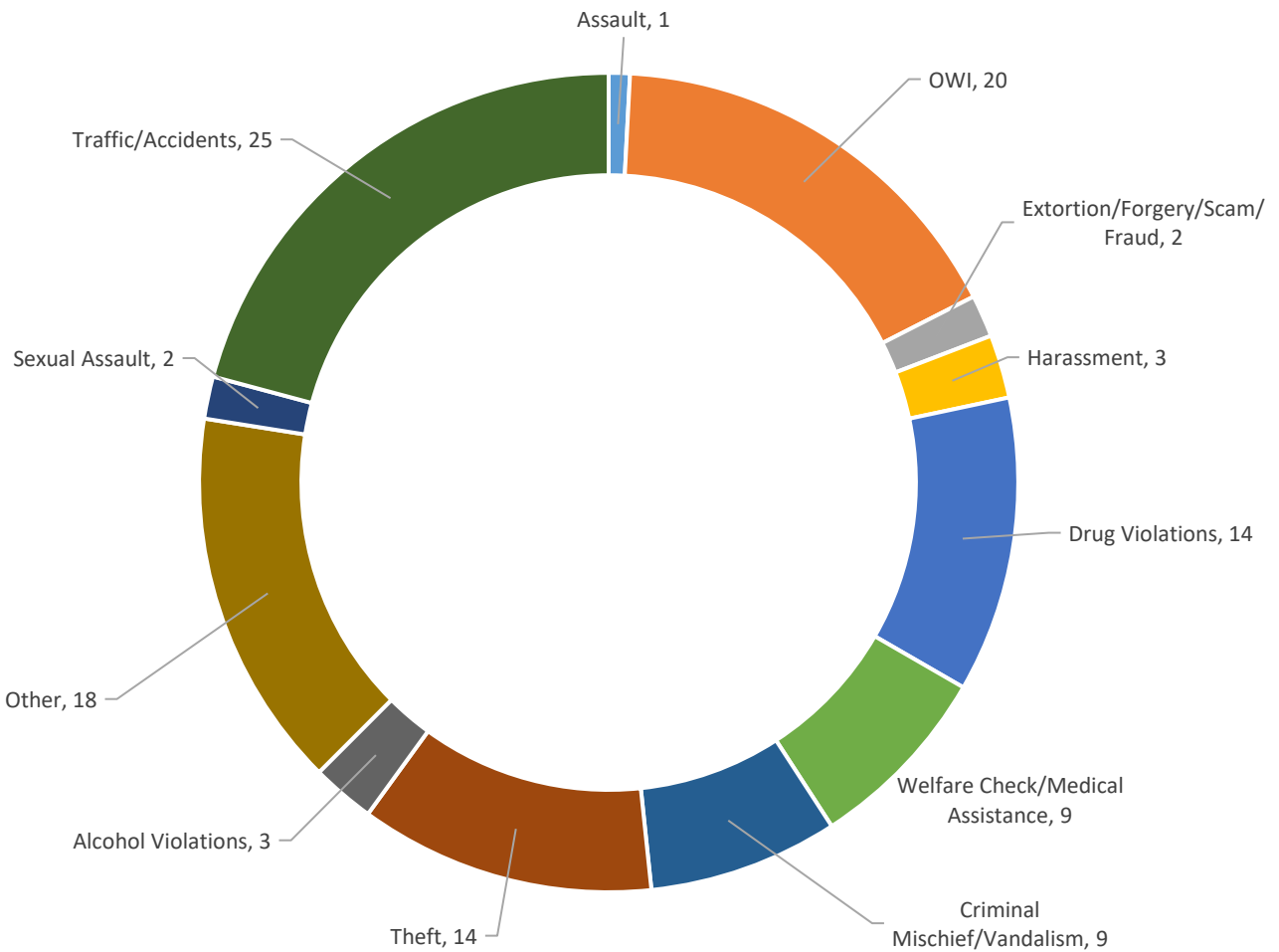
Incident Count by Offense	12/1-12/31/21	12/1-12/31/22	% Change	YTD 2021	YTD 2022	% Change
Assault	0	1	N/A	5	15	200.0%
Sexual Assault/Fondling	0	2	N/A	14	11	-21.4%
Harassment	3	3	0.0%	46	35	-23.9%
Burglary	0	0	N/A	17	3	-82.4%
Theft	9	14	55.6%	120	122	1.7%
Theft from Motor Vehicle	0	0	N/A	19	11	-42.1%
Motor Vehicle Theft	0	0	N/A	8	4	-50.0%
Drug Violations	17	14	-17.6%	127	157	23.6%
Alcohol Violations	4	3	-25.0%	178	283	59.0%
Extortion/Forgery/Scam/Fraud	0	2	N/A	12	14	16.7%
Criminal Mischief/Vandalism	11	9	-18.2%	92	133	44.6%
OWI	3	20	566.7%	79	171	116.5%
Traffic and Accidents	26	25	-3.8%	233	354	51.9%
Welfare Check/Medical Assist	4	9	125.0%	100	88	-12.0%
All Other	18	18	0.0%	250	306	22.4%
<b>Traffic Stops</b>	<b>247</b>	<b>306</b>	<b>23.9%</b>	<b>3,168</b>	<b>4,747</b>	<b>49.8%</b>
<b>New Reports</b>	<b>74</b>	<b>94</b>	<b>27.0%</b>	<b>1,110</b>	<b>1,357</b>	<b>22.3%</b>
<b>Calls for Service - All</b>	<b>1,383</b>	<b>2,181</b>	<b>57.7%</b>	<b>18,493</b>	<b>25,100</b>	<b>35.7%</b>



This update was produced for informational purposes only and is limited by the availability of data at the time the report was prepared. Numbers may change as additional information becomes available. Prepared by Alice Fulk Wisner.

**ISU PD MONTHLY ACTION UPDATE**  
12/1 – 12/31/2022

**December 2022 - Incident Offenses**



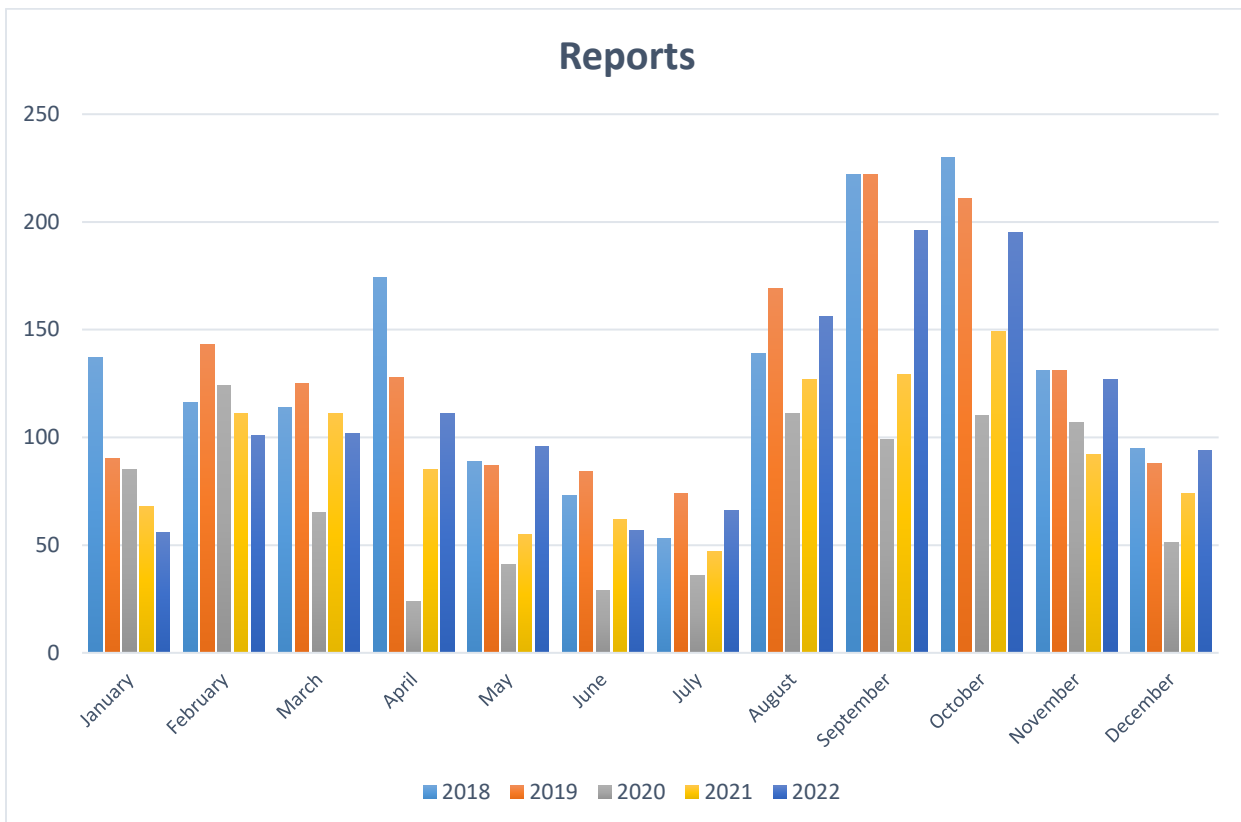
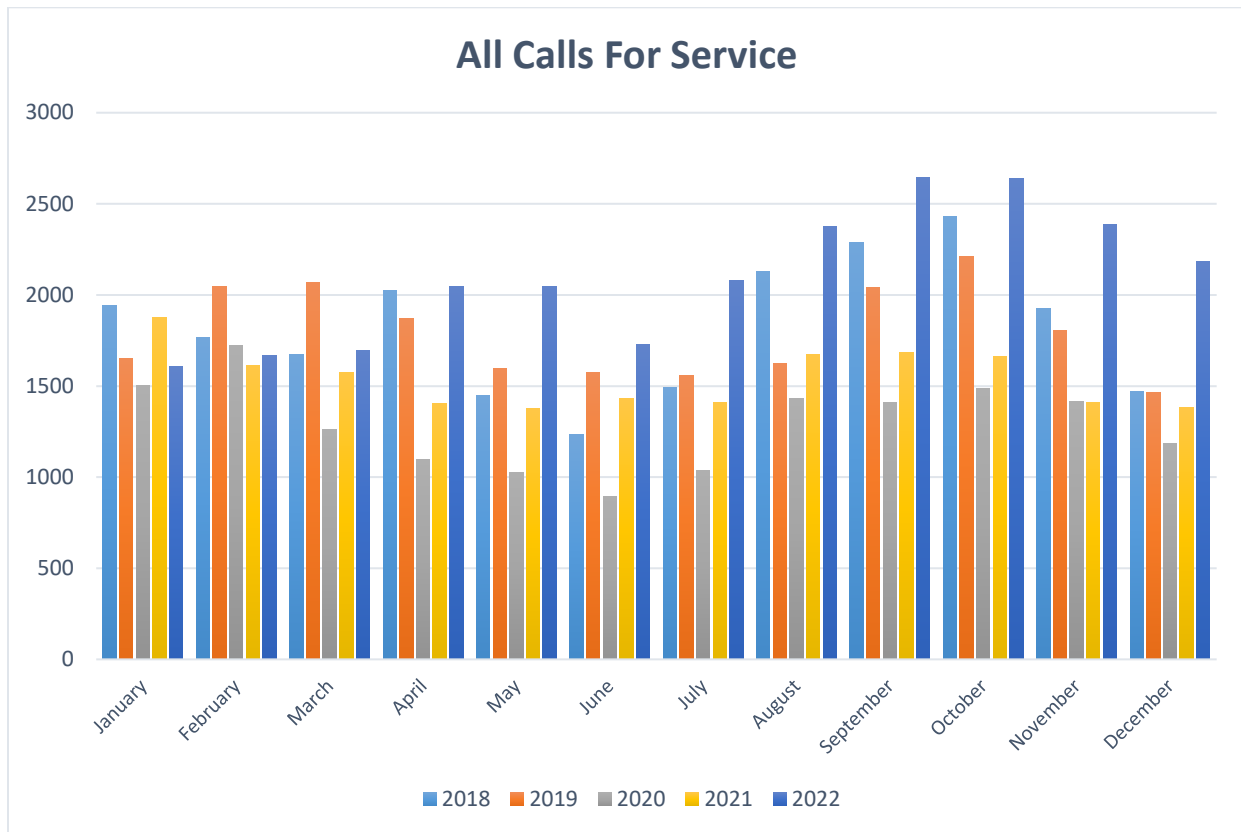
**Top 10 calls for service for December 2021 and December 2022**

<b>December 2021</b>		<b>December 2022</b>	
Extra Patrol	296	Extra Patrol	809
Traffic Stop/Enforcement	249	Traffic Stop/Enforcement	306
Maintenance Alarm	155	Maintenance Alarm	212
General Information/Complaint/Assist	82	Motorist Assistance	118
Office Unlock	63	General Information/Complaint/Assist	117
Motorist Assistance	62	Office Unlock	75
Safety Escort	41	Parking Enforcement/Complaint	52
Suspicious Behavior/Activity	39	Follow Up	42
Finger Printing	32	Welfare Check	36
Follow Up	31	Fire Alarm	30

This update was produced for informational purposes only and is limited by the availability of data at the time the report was prepared. Numbers may change as additional information becomes available. Prepared by Alice Fulk Wisner.



ISU PD MONTHLY ACTION UPDATE  
12/1 – 12/31/2022



This update was produced for informational purposes only and is limited by the availability of data at the time the report was prepared. Numbers may change as additional information becomes available. Prepared by Alice Fulk Wisner.

**ISU PD MONTHLY ACTION UPDATE**  
12/1 – 12/31/2022

December calls for service were the highest experienced in December for the previous 4 years and were up 57.7% over December of 2021. Traffic stops were up 23.9% and reports written increased 27.0% over December of 2021. End of year for 2022 shows that calls for service were up 35.7%, traffic stops were up 49.8%, and reports written increased 22.3%.

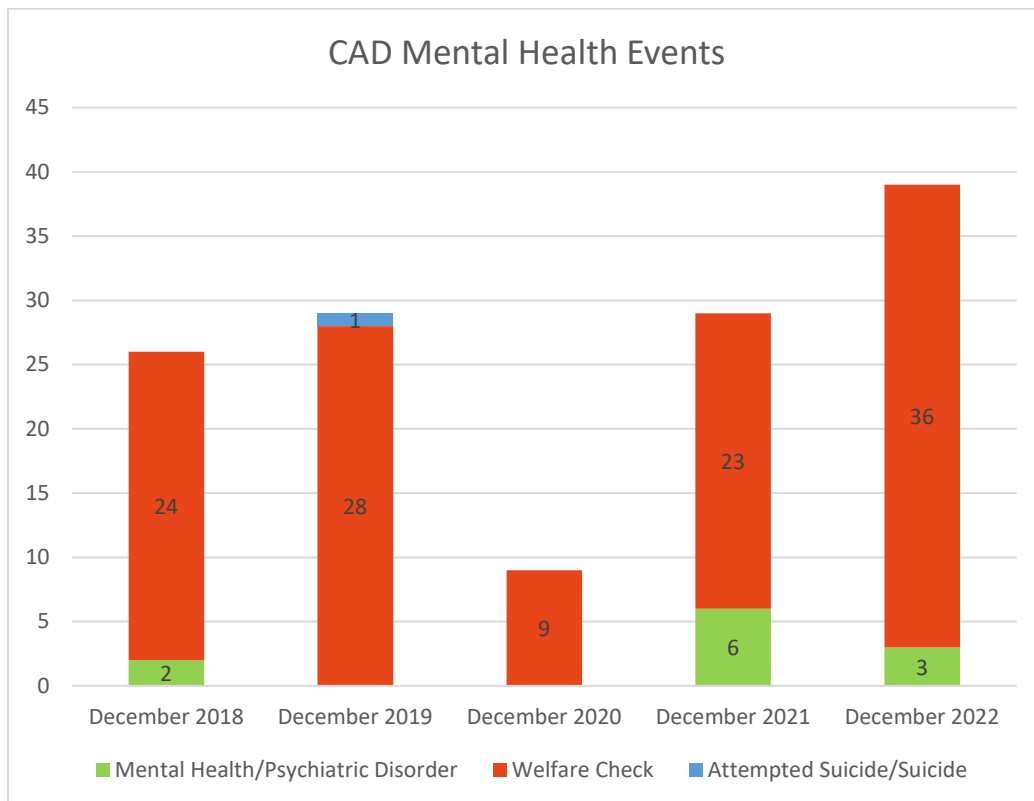
There were two reports of stolen bicycles during December.

Bike Brand	Location	Lock	Value	When Taken
Unknown	Buchanan	Locked	Unknown	1000 12/5 – 1030 12/7
Giant	Larch Hall	Locked	\$460	11/30 – 0530 12/14

During November of 2022 there was one bicycle stolen from Elm Hall. It had been locked and the value was \$1100.

There were twenty OWI incident counts during December 2022. In three of the incidents BAC testing was refused. Two incidents involved possible drug usage and a urine sample was collected for testing. In the remaining incidents the Datamaster BAC ranged from .064 to .217, with the average being .121. There were three OWI incidents during December 2021. The BAC ranged from .109 to .136, with the average Datamaster BAC being .122. There were three public intoxication reports during December 2022. Testing was refused in two reports and unable to be done in another. During December of 2021 there were no public intoxication reports.

The following graph shows Computer Aided Dispatch events with a mental health aspect for the month of December from 2018 - 2022.



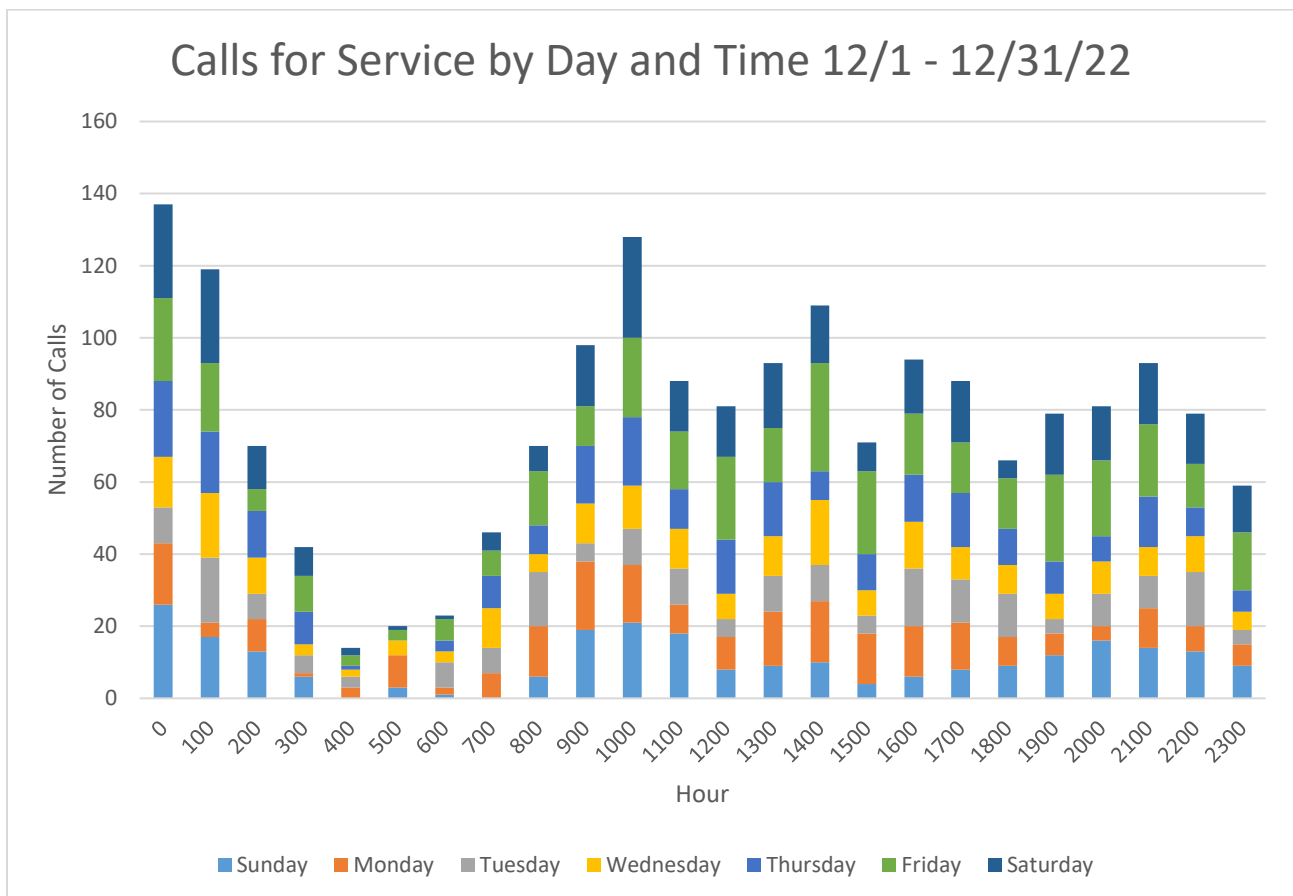
This update was produced for informational purposes only and is limited by the availability of data at the time the report was prepared. Numbers may change as additional information becomes available. Prepared by Alice Fulk Wisner.

**ISU PD MONTHLY ACTION UPDATE**  
12/1 – 12/31/2022

During the fourth quarter of 2022, there were four incidents requiring response to resistance (use of force), 223 arrests, and 7,205 calls for service. Response to resistance incidents represent 1.79% of arrests and .06% of calls for service during this time.

Case #	Date	Location	Type of Case	Use of Force	Subject
22-001201	11/15/2022	Campus Avenue and Lincoln Way	Traffic Stop, Drug Possession, Weapons	Gun Drawn During Arrest After Foot Pursuit	23-year-old Black Male
22-001217	11/19/22	Campus Avenue and Lincoln Way	Traffic Stop, Suspicious Activity	Gun Drawn Due to Furtive Movements Exhibited	36-year-old Black Female
22-001244	11/28/22	2152 Lincoln Way	Suspicious Activity Exhibited at Curtiss and Geoffroy Halls, Trespass and Criminal Mischief	Tackled After Foot Pursuit	21-year-old White Male
22-001299	12/11/22	2401 Chamberlain Street	Public Intoxication, Drug Possession, Interference	Physically Restrained and Handcuffed	20-year-old White Male

The contour chart below shows all calls for service by day and time for the month of December 2022. The busiest times recorded were Sundays between the hours of 0000-0100 and 1000-1100, Thursdays between the hour of 0000-0100, Fridays between the hours of 0000-0100, 1000-1100, 1200-1300, 1400-1600, and 1900-2100, and Saturdays between the hours of 0000-0200 and 1000-1100.



This update was produced for informational purposes only and is limited by the availability of data at the time the report was prepared. Numbers may change as additional information becomes available. Prepared by Alice Fulk Wisner.