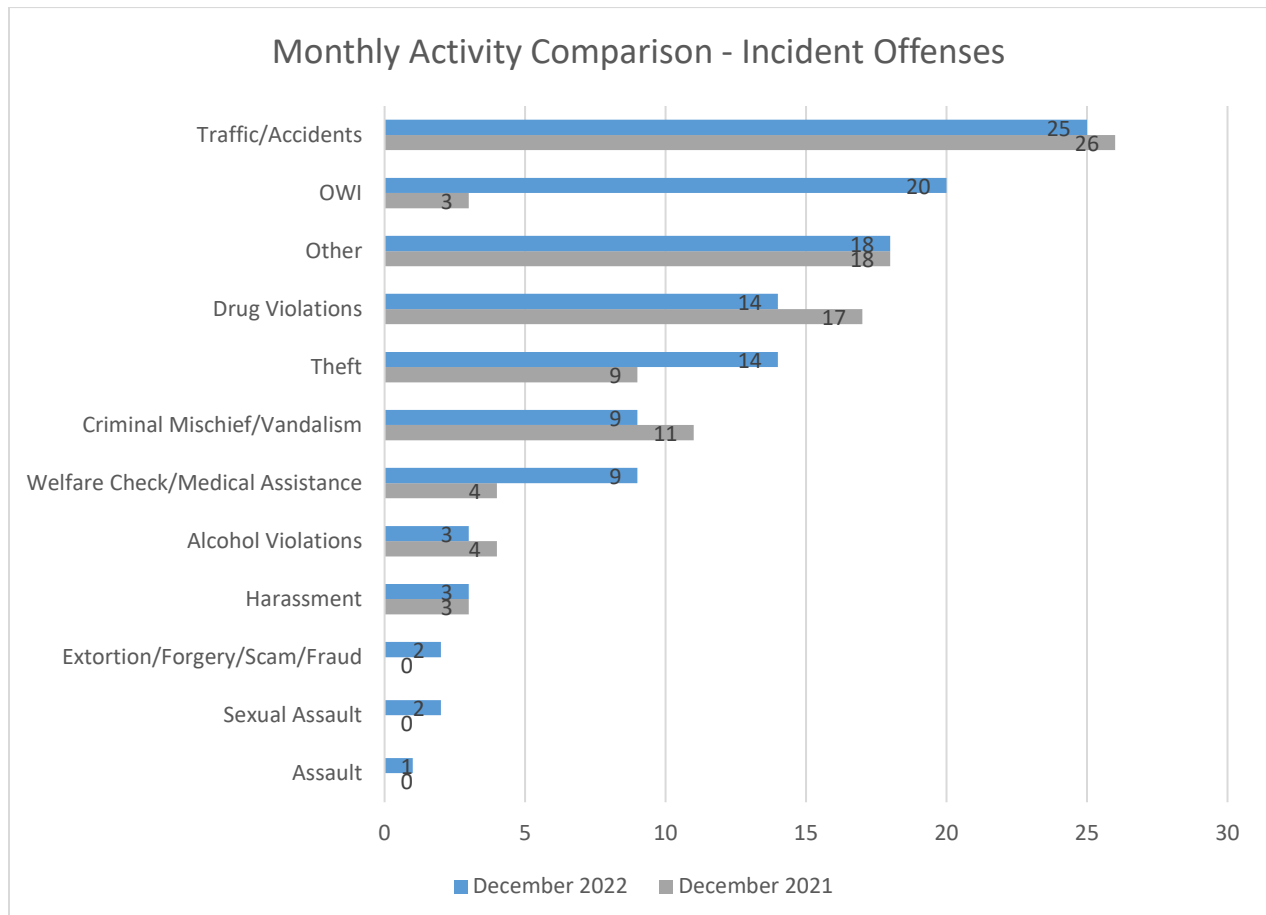


ISU PD MONTHLY ACTION UPDATE
12/1 – 12/31/2022

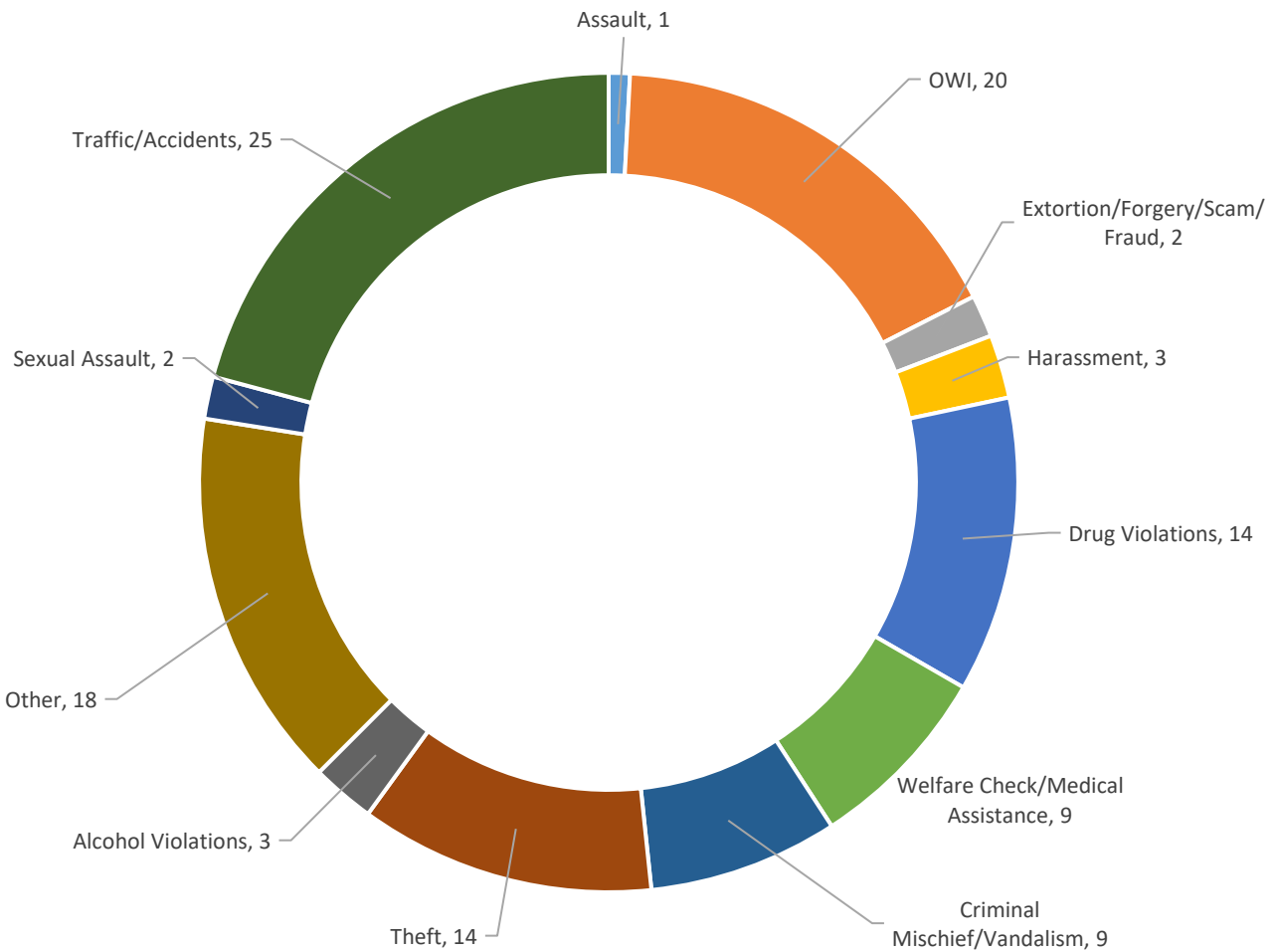
Incident Count by Offense	12/1-12/31/21	12/1-12/31/22	% Change	YTD 2021	YTD 2022	% Change
Assault	0	1	N/A	5	15	200.0%
Sexual Assault/Fondling	0	2	N/A	14	11	-21.4%
Harassment	3	3	0.0%	46	35	-23.9%
Burglary	0	0	N/A	17	3	-82.4%
Theft	9	14	55.6%	120	122	1.7%
Theft from Motor Vehicle	0	0	N/A	19	11	-42.1%
Motor Vehicle Theft	0	0	N/A	8	4	-50.0%
Drug Violations	17	14	-17.6%	127	157	23.6%
Alcohol Violations	4	3	-25.0%	178	283	59.0%
Extortion/Forgery/Scam/Fraud	0	2	N/A	12	14	16.7%
Criminal Mischief/Vandalism	11	9	-18.2%	92	133	44.6%
OWI	3	20	566.7%	79	171	116.5%
Traffic and Accidents	26	25	-3.8%	233	354	51.9%
Welfare Check/Medical Assist	4	9	125.0%	100	88	-12.0%
All Other	18	18	0.0%	250	306	22.4%
Traffic Stops	247	306	23.9%	3,168	4,747	49.8%
New Reports	74	94	27.0%	1,110	1,357	22.3%
Calls for Service - All	1,383	2,181	57.7%	18,493	25,100	35.7%



This update was produced for informational purposes only and is limited by the availability of data at the time the report was prepared. Numbers may change as additional information becomes available. Prepared by Alice Fulk Wisner.

ISU PD MONTHLY ACTION UPDATE
12/1 – 12/31/2022

December 2022 - Incident Offenses

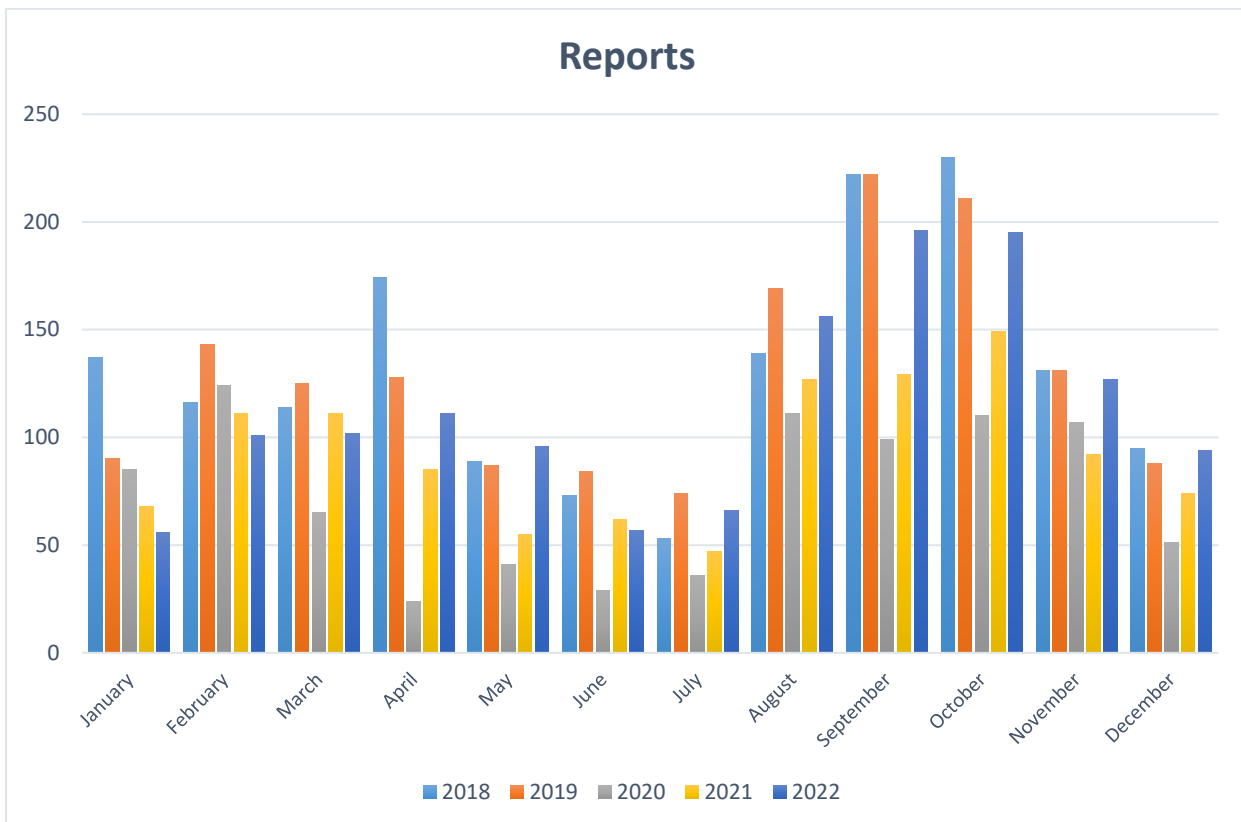
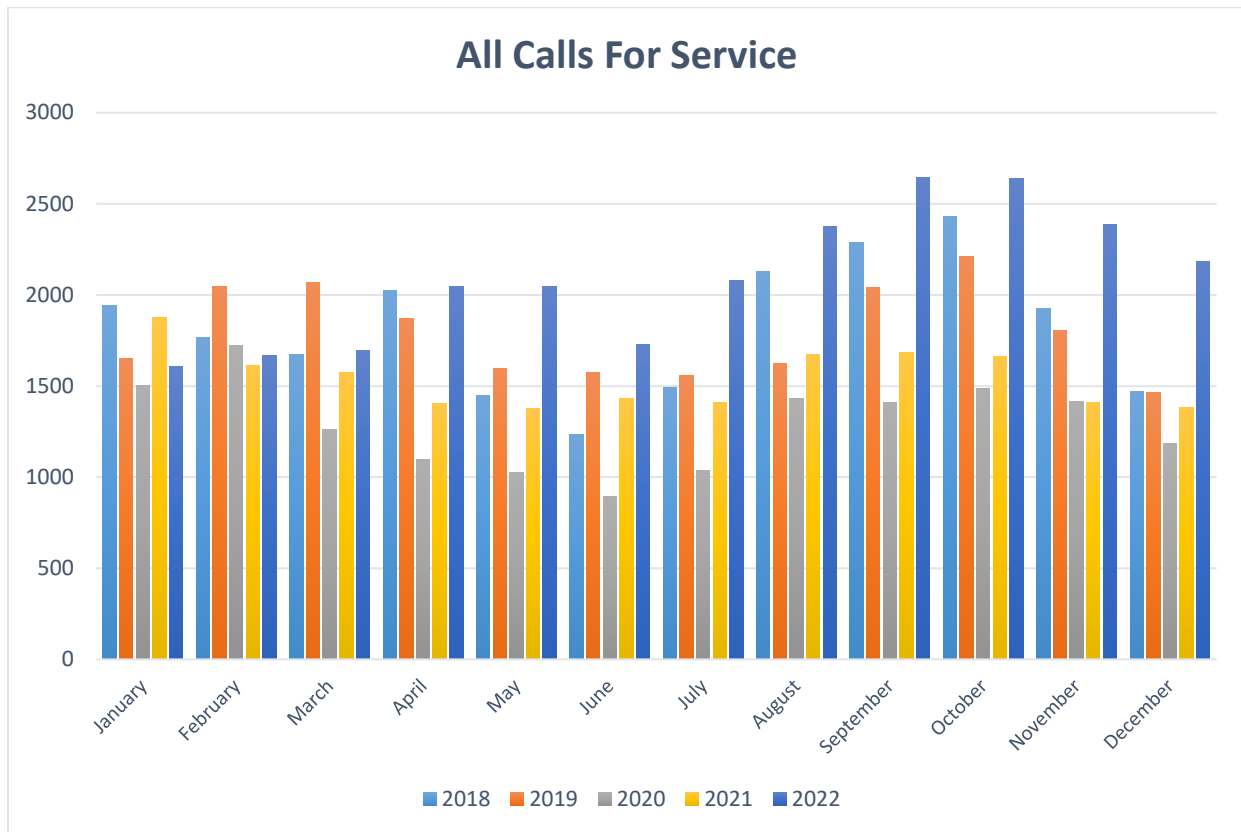


Top 10 calls for service for December 2021 and December 2022

December 2021		December 2022	
Extra Patrol	296	Extra Patrol	809
Traffic Stop/Enforcement	249	Traffic Stop/Enforcement	306
Maintenance Alarm	155	Maintenance Alarm	212
General Information/Complaint/Assist	82	Motorist Assistance	118
Office Unlock	63	General Information/Complaint/Assist	117
Motorist Assistance	62	Office Unlock	75
Safety Escort	41	Parking Enforcement/Complaint	52
Suspicious Behavior/Activity	39	Follow Up	42
Finger Printing	32	Welfare Check	36
Follow Up	31	Fire Alarm	30

This update was produced for informational purposes only and is limited by the availability of data at the time the report was prepared. Numbers may change as additional information becomes available. Prepared by Alice Fulk Wisner.

ISU PD MONTHLY ACTION UPDATE
12/1 – 12/31/2022



This update was produced for informational purposes only and is limited by the availability of data at the time the report was prepared. Numbers may change as additional information becomes available. Prepared by Alice Fulk Wisner.

ISU PD MONTHLY ACTION UPDATE
12/1 – 12/31/2022

December calls for service were the highest experienced in December for the previous 4 years and were up 57.7% over December of 2021. Traffic stops were up 23.9% and reports written increased 27.0% over December of 2021. End of year for 2022 shows that calls for service were up 35.7%, traffic stops were up 49.8%, and reports written increased 22.3%.

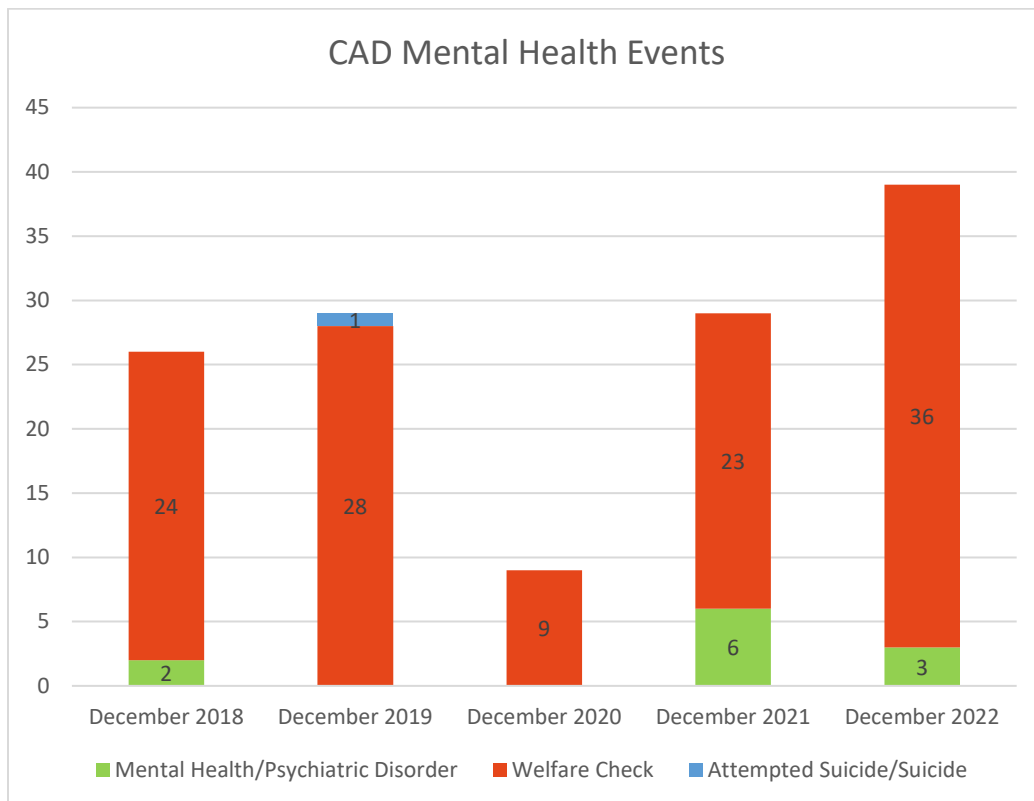
There were two reports of stolen bicycles during December.

Bike Brand	Location	Lock	Value	When Taken
Unknown	Buchanan	Locked	Unknown	1000 12/5 – 1030 12/7
Giant	Larch Hall	Locked	\$460	11/30 – 0530 12/14

During November of 2022 there was one bicycle stolen from Elm Hall. It had been locked and the value was \$1100.

There were twenty OWI incident counts during December 2022. In three of the incidents BAC testing was refused. Two incidents involved possible drug usage and a urine sample was collected for testing. In the remaining incidents the Datamaster BAC ranged from .064 to .217, with the average being .121. There were three OWI incidents during December 2021. The BAC ranged from .109 to .136, with the average Datamaster BAC being .122. There were three public intoxication reports during December 2022. Testing was refused in two reports and unable to be done in another. During December of 2021 there were no public intoxication reports.

The following graph shows Computer Aided Dispatch events with a mental health aspect for the month of December from 2018 - 2022.



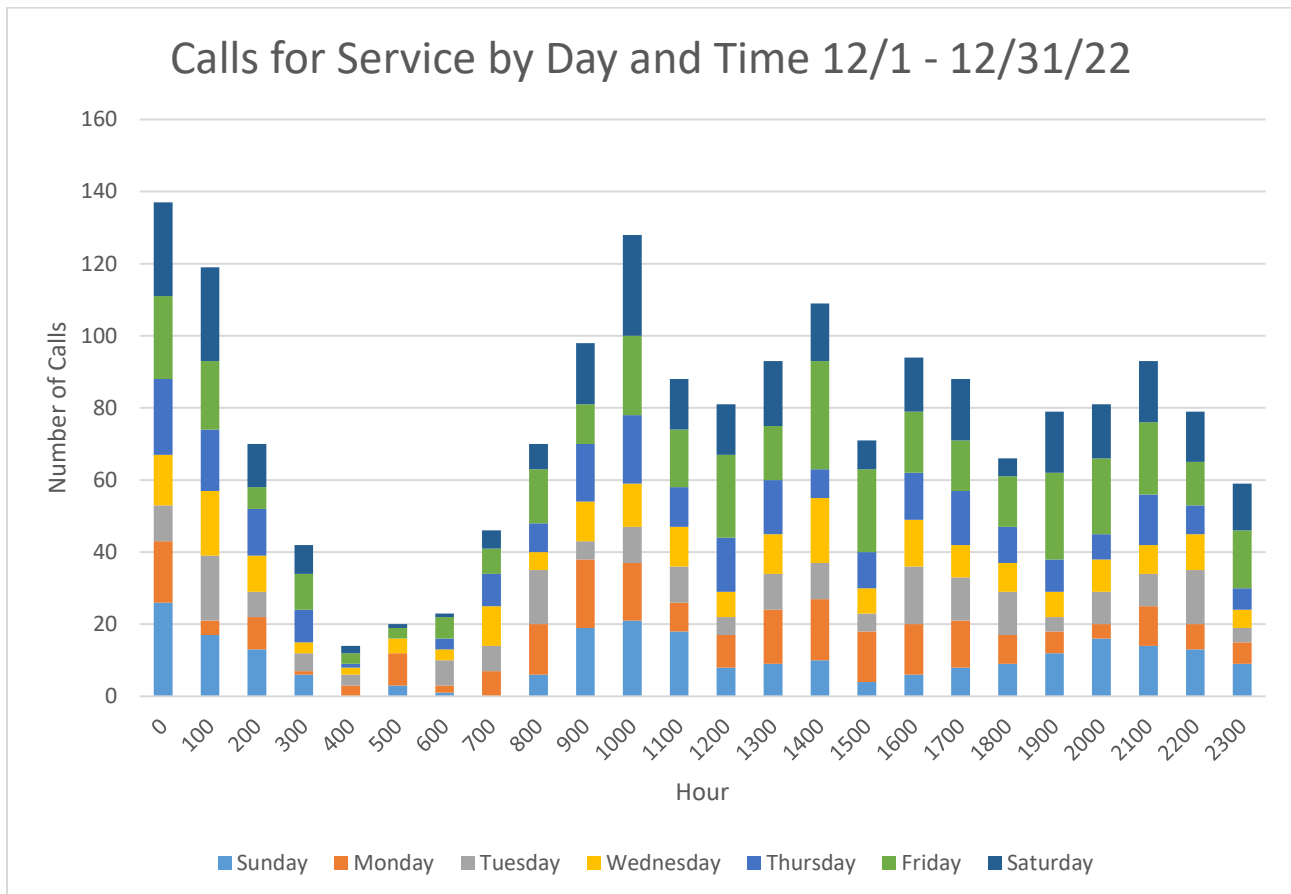
This update was produced for informational purposes only and is limited by the availability of data at the time the report was prepared. Numbers may change as additional information becomes available. Prepared by Alice Fulk Wisner.

ISU PD MONTHLY ACTION UPDATE
12/1 – 12/31/2022

During the fourth quarter of 2022, there were four incidents requiring response to resistance (use of force), 223 arrests, and 7,205 calls for service. Response to resistance incidents represent 1.79% of arrests and .06% of calls for service during this time.

Case #	Date	Location	Type of Case	Use of Force	Subject
22-001201	11/15/2022	Campus Avenue and Lincoln Way	Traffic Stop, Drug Possession, Weapons	Gun Drawn During Arrest After Foot Pursuit	23-year-old Black Male
22-001217	11/19/22	Campus Avenue and Lincoln Way	Traffic Stop, Suspicious Activity	Gun Drawn Due to Furtive Movements Exhibited	36-year-old Black Female
22-001244	11/28/22	2152 Lincoln Way	Suspicious Activity Exhibited at Curtiss and Geoffroy Halls, Trespass and Criminal Mischief	Tackled After Foot Pursuit	21-year-old White Male
22-001299	12/11/22	2401 Chamberlain Street	Public Intoxication, Drug Possession, Interference	Physically Restrained and Handcuffed	20-year-old White Male

The contour chart below shows all calls for service by day and time for the month of December 2022. The busiest times recorded were Sundays between the hours of 0000-0100 and 1000-1100, Thursdays between the hour of 0000-0100, Fridays between the hours of 0000-0100, 1000-1100, 1200-1300, 1400-1600, and 1900-2100, and Saturdays between the hours of 0000-0200 and 1000-1100.



This update was produced for informational purposes only and is limited by the availability of data at the time the report was prepared. Numbers may change as additional information becomes available. Prepared by Alice Fulk Wisner.