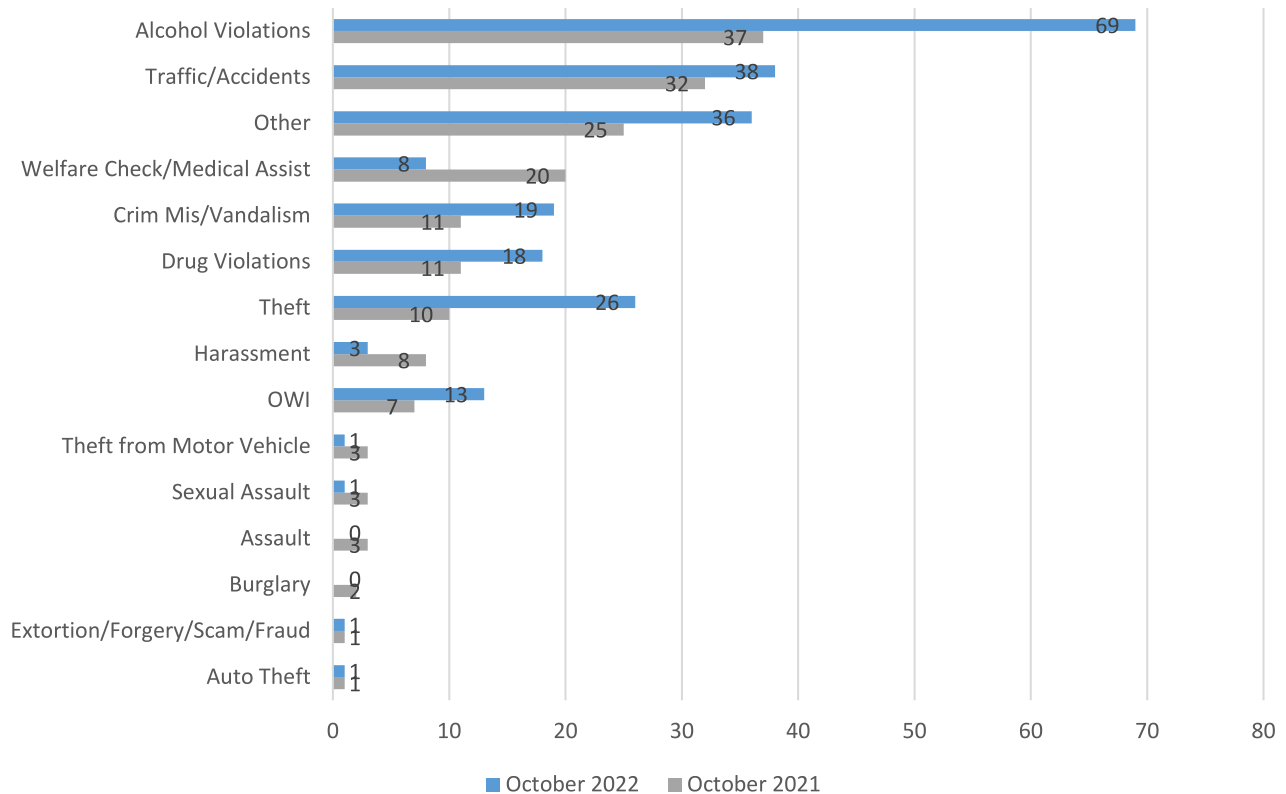


ISU PD MONTHLY ACTION UPDATE
10/1 – 10/31/2022

Incident Count by Offense	10/1–10/31/21	10/1-10/31/22	% Change	YTD 2021	YTD 2022	% Change
Assault	3	0	-100.0%	6	12	100.0%
Sexual Assault/Fondling	3	1	-66.7%	10	9	-10.0%
Harassment	8	3	-62.5%	37	31	-16.2%
Burglary	2	0	-100.0%	16	3	-81.3%
Theft	10	26	160.0%	97	100	3.1%
Theft from Motor Vehicle	3	1	-66.7%	17	10	-41.2%
Motor Vehicle Theft	1	1	0.0%	8	4	-50.0%
Drug Violations	11	18	63.6%	98	130	32.7%
Alcohol Violations	37	69	86.5%	153	252	64.7%
Extortion/Forgery/Scam/Fraud	1	1	0.0%	10	10	0.0%
Criminal Mischief/Vandalism	11	19	72.7%	74	109	47.3%
OWI	7	13	85.7%	71	139	95.8%
Traffic and Accidents	32	38	18.8%	198	286	44.4%
Welfare Check/Medical Assist	20	8	-60.0%	88	67	-23.9%
All Other	25	36	44.0%	214	259	21.0%
Traffic Stops	250	413	65.2%	2,685	4,015	49.5%
New Reports	149	195	30.9%	944	1,136	20.3%
Calls for Service - All	1,660	2,637	58.9%	15,703	20,531	30.7%

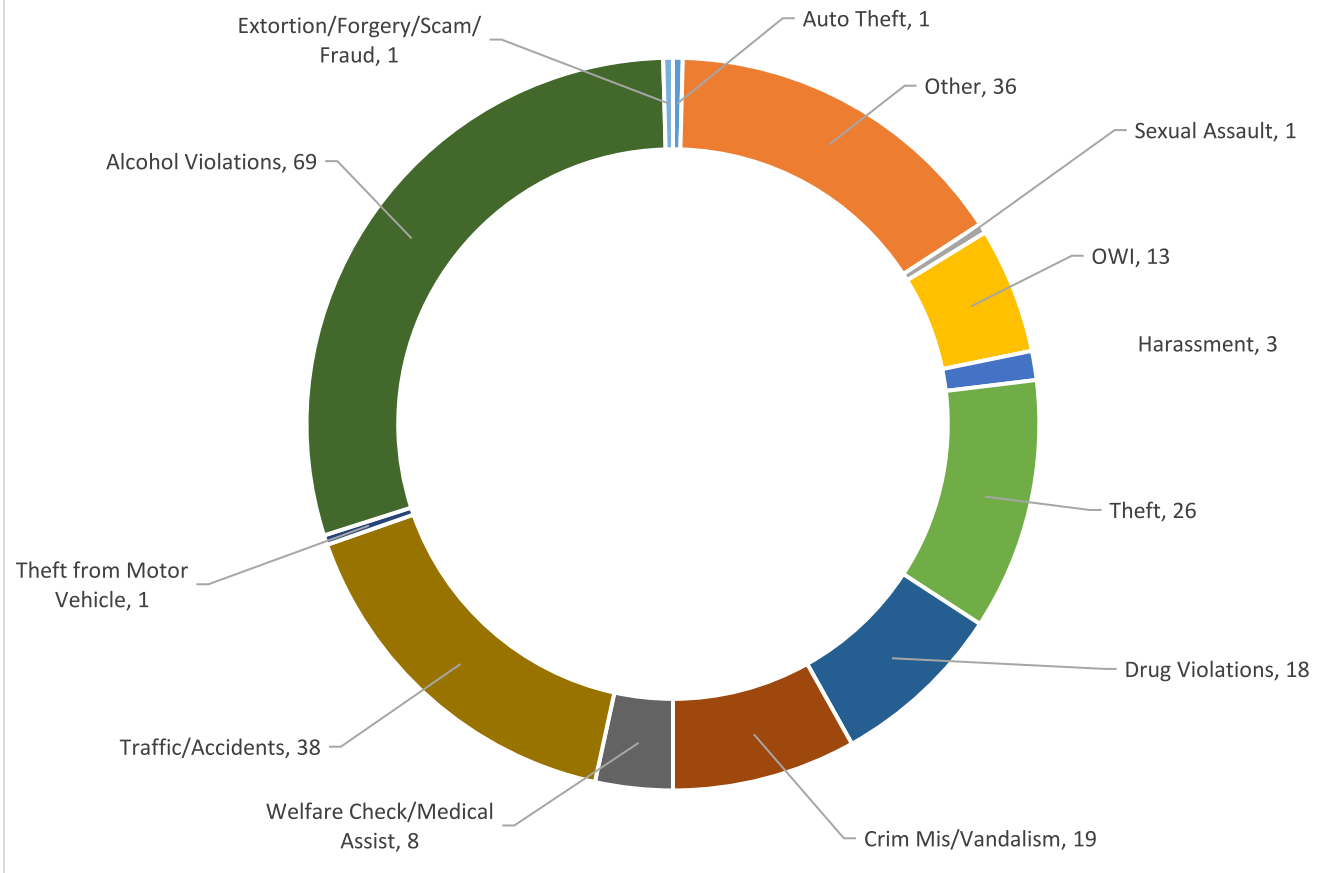
Monthly Activity Comparison - Incident Offenses



This update was produced for informational purposes only and is limited by the availability of data at the time the report was prepared. Numbers may change as additional information becomes available. Prepared by Alice Fulk Wisner.

ISU PD MONTHLY ACTION UPDATE
10/1 – 10/31/2022

October 2022 - Incident Offenses

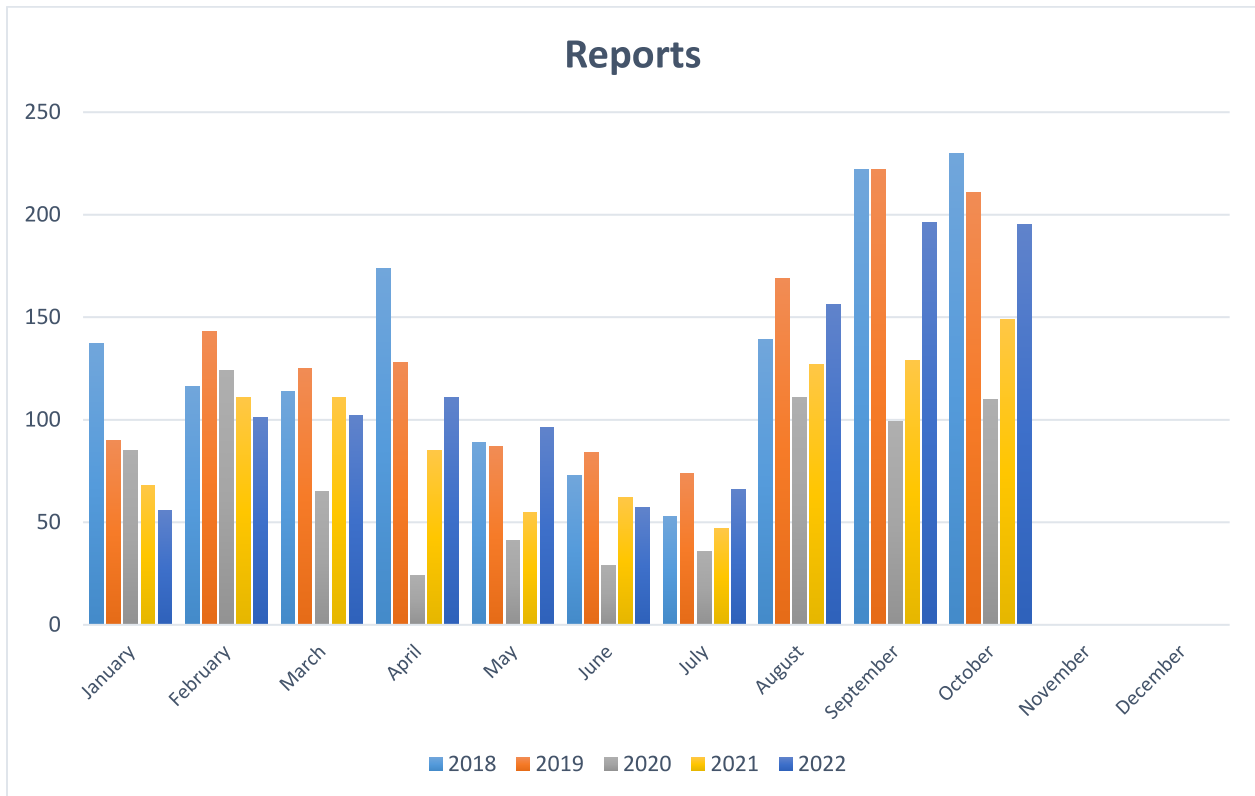
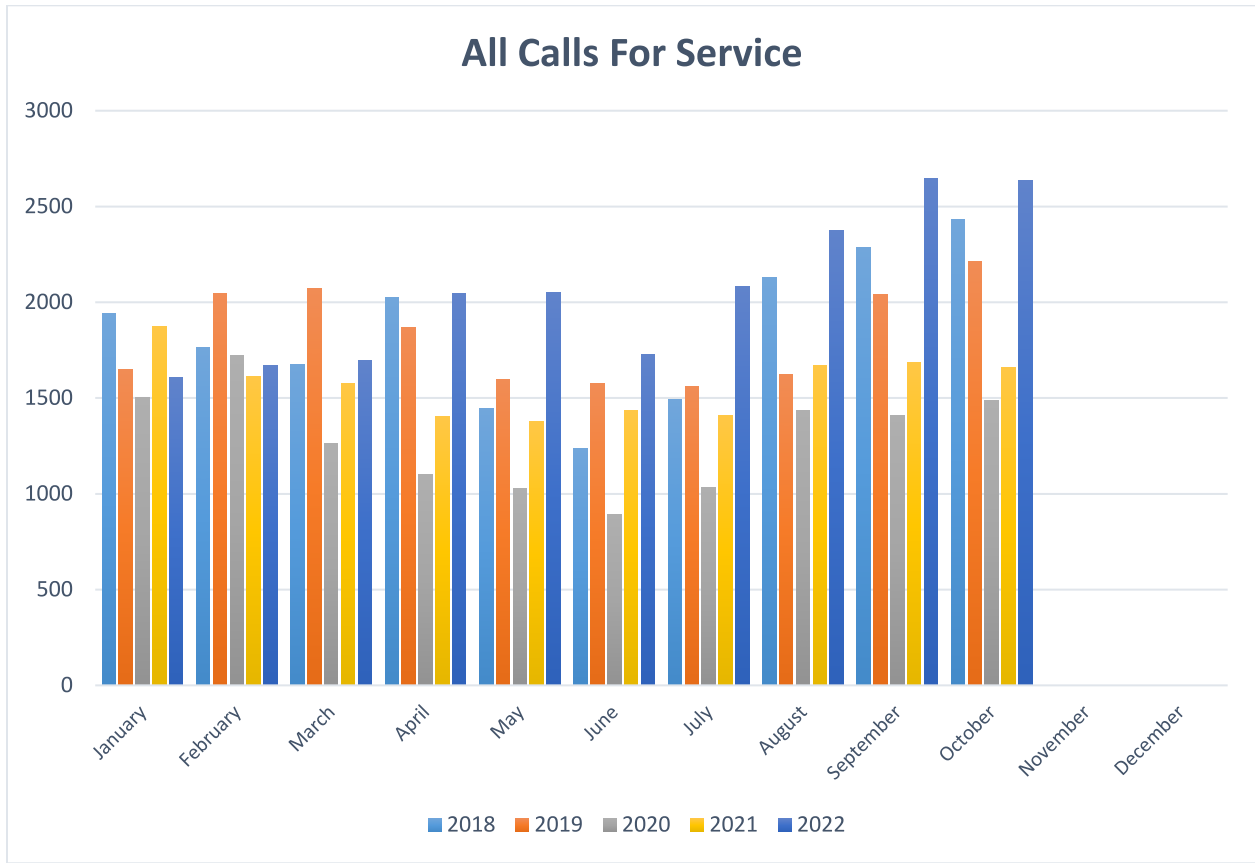


Top 10 calls for service for October 2021 and October 2022

October 2021		October 2022	
Traffic Stop/Enforcement	253	Extra Patrol	845
Maintenance Alarm	180	Traffic Stop/Enforcement	413
Extra Patrol	125	General Information/Complaint/Assist	176
General Information/Complaint/Assist	121	Maintenance Alarm	169
Office Unlock	78	Parking Enforcement/Complaint	112
Motorist Assistance	71	Suspicious Behavior/Activity	92
Suspicious Behavior/Activity	71	Motorist Assistance	89
Medical Assistance/Ambulance Call	43	Office Unlock	62
Finger Printing	42	Outreach	52
Follow Up	42	Possession Alcohol Underage	46

This update was produced for informational purposes only and is limited by the availability of data at the time the report was prepared. Numbers may change as additional information becomes available. Prepared by Alice Fulk Wisner.

ISU PD MONTHLY ACTION UPDATE
10/1 – 10/31/2022



This update was produced for informational purposes only and is limited by the availability of data at the time the report was prepared. Numbers may change as additional information becomes available. Prepared by Alice Fulk Wisner.

ISU PD MONTHLY ACTION UPDATE
10/1 – 10/31/2022

October calls for service were the highest experienced in October for the previous 4 years and were up 58.9% over October of 2021 and were just slightly lower than September of 2022. Traffic stops were up 65.2% and reports written were up 30.9% over October of 2021. Year to date calls for service are up 30.7%, traffic stops are up 49.5%, and reports written are up 20.3%. Increased reports written for criminal mischief/vandalism and theft, increased OWI enforcement, and increased citations for alcohol/drug violations were the main reasons for the increase in the number of reports written.

During September of 2022 there were seven bicycles stolen from Helser Hall, the Metals Development Building, 53 Frederiksen Court, Buchanan Hall, Wallace Hall and Friley Hall and all but one had been locked.

Bike Brand	Location	Lock	Value	When Taken
Giant	Helser Hall	Locked	\$300	1830 9/21 – 1730 10/2
Stout	Buchanan Hall	Locked	\$1,000	1900 10/5 – 0725 10/6
Specialized	Helser Hall	Locked	\$775	2300 10/10 – 1600 10/11
Specialized	Geoffroy Hall	Locked	\$500	2230 10/12 – 0845 10/13
Vivi	Buchanan Hall	Locked	\$700	2200 10/13 – 1030 10/14
Trek	Welch Hall	Locked	\$530	9/10/22
Trek	Friley Hall	Locked	\$1,000	1200 10/17 – 0900 10/20

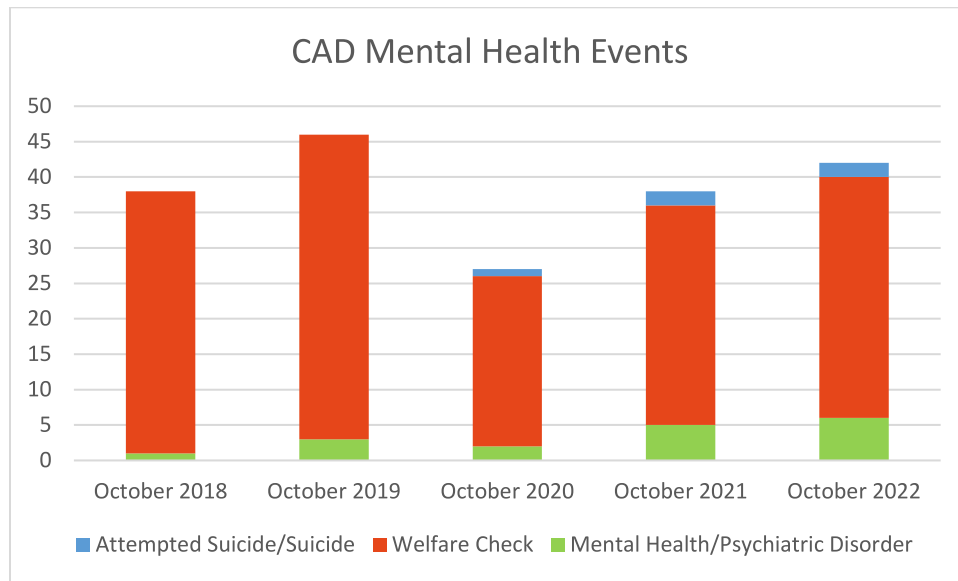
There were thirteen OWI incident counts during October 2022. In three of the incidents BAC testing was refused. One incident involved possible drug usage and a urine sample was collected for testing. In the remaining incidents the Datamaster BAC ranged from .091 to .231, with the average being .138. There were seven OWI incident counts during October 2021, five involving alcohol. The BAC ranged from .083 to .188, with the average Datamaster BAC being .138.

There were fourteen public intoxication reports during October 2022. Testing was unable to be done in three reports and refused in four reports. Additionally, one incident resulted in a juvenile referral. Of the remaining reports, the BAC ranged from .105 to .364 with an average of .209. During October of 2021 there were seven public intoxication arrests. Testing was refused in three of the arrests. Two of the individuals were transported for medical attention and no testing was done. In the remaining two arrests, the BAC was .208 for one individual and .265 for the other.

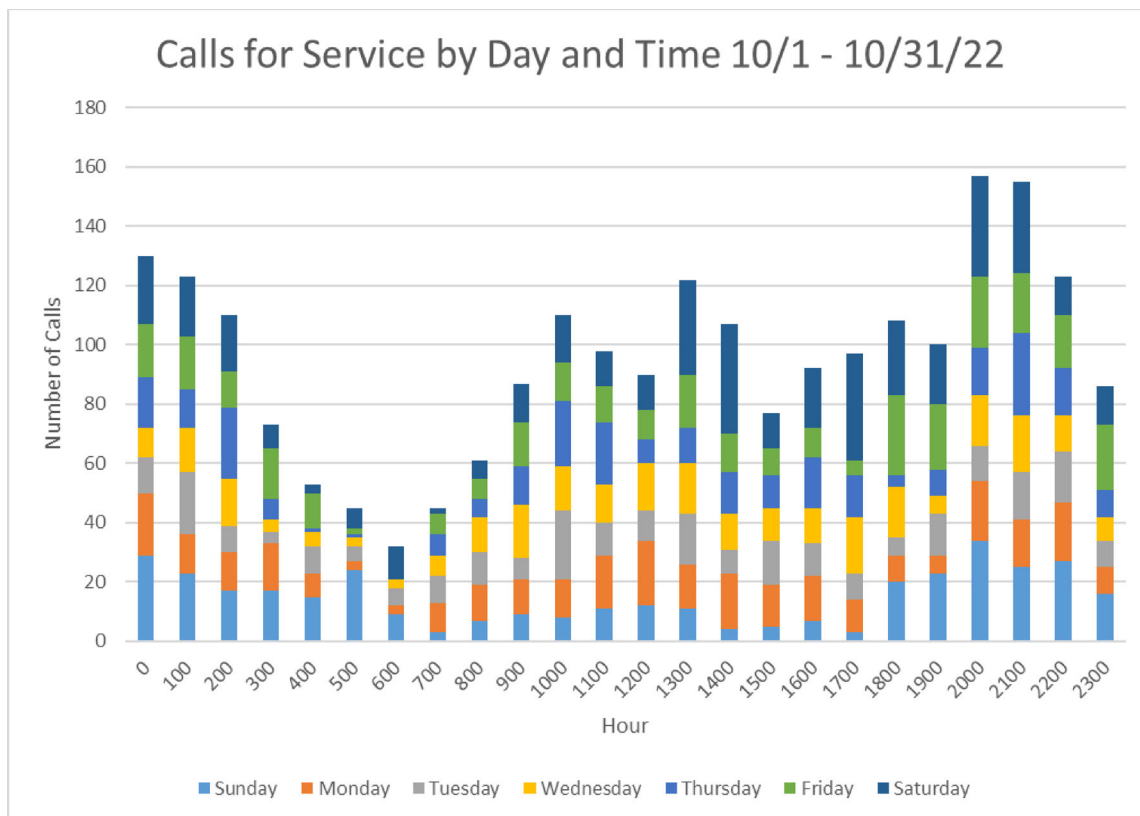
The following table breaks out all of September Computer Aided Dispatch events with a mental health aspect.

CAD Events	10/1-10/31/21	10/1-10/31/22
Attempted Suicide/Suicide	2	2
Mental Health/Psychiatric Disorder	5	6
Welfare Check	31	34
Total	38	42

ISU PD MONTHLY ACTION UPDATE
10/1 – 10/31/2022



The contour chart below shows all calls for service by day and time for the month of October 2022. The busiest times recorded were Sundays between the hours of 0000-0100, and 2000-2300, Thursdays between the hour of 2100-2200, Fridays between the hour of 1800-1900, and Saturdays between the hours of 1300-1500, 1700-1900, and 2000-2200.



This update was produced for informational purposes only and is limited by the availability of data at the time the report was prepared. Numbers may change as additional information becomes available. Prepared by Alice Fulk Wisner.