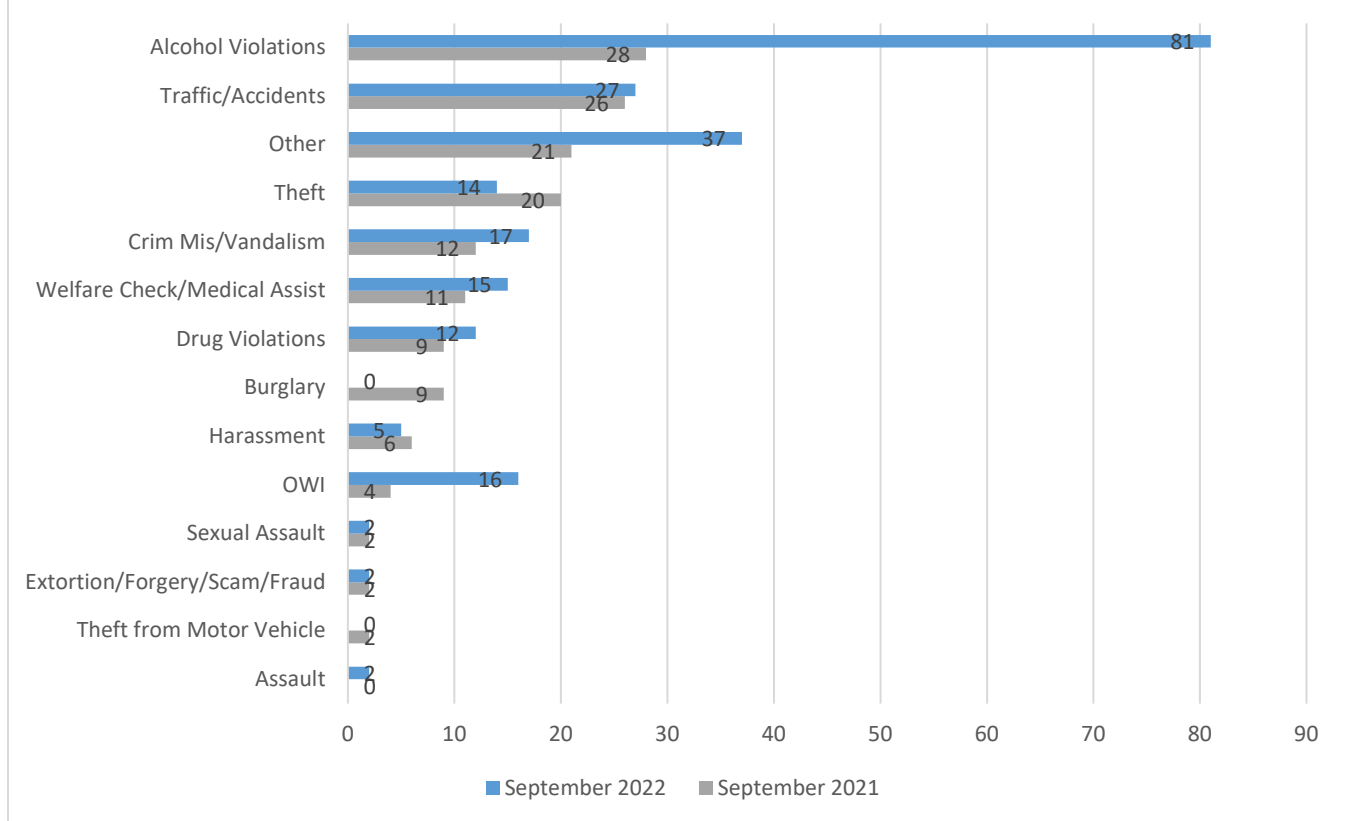


ISU PD MONTHLY ACTION UPDATE
9/1 – 9/30/2022

Incident Count by Offense	9/1 – 9/30/21	9/1 – 9/30/22	% Change	YTD 2021	YTD 2022	% Change
Assault	0	2	N/A	3	12	300.0%
Sexual Assault/Fondling	2	2	0.0%	7	8	14.3%
Harassment	6	5	-16.7%	29	28	-3.4%
Burglary	9	0	-100.0%	14	3	-78.6%
Theft	20	14	-30.0%	87	81	-6.9%
Theft from Motor Vehicle	2	0	-100.0%	6	3	-50.0%
Motor Vehicle Theft	0	0	N/A	15	3	-80.0%
Drug Violations	9	12	33.3%	87	112	28.7%
Alcohol Violations	28	81	189.3%	116	183	57.8%
Extortion/Forgery/Scam/Fraud	2	2	0.0%	9	9	0.0%
Criminal Mischief/Vandalism	12	17	41.7%	63	90	42.9%
OWI	4	16	300.0%	64	126	96.9%
Traffic and Accidents	26	27	3.8%	159	248	56.0%
Welfare Check/Medical Assist	11	15	36.4%	48	59	22.9%
All Other	21	37	76.2%	216	218	0.9%
Traffic Stops	202	374	85.1%	2,435	3,602	47.9%
New Reports	129	196	51.9%	795	941	18.4%
Calls for Service - All	1,685	2,644	56.9%	14,043	17,893	27.4%

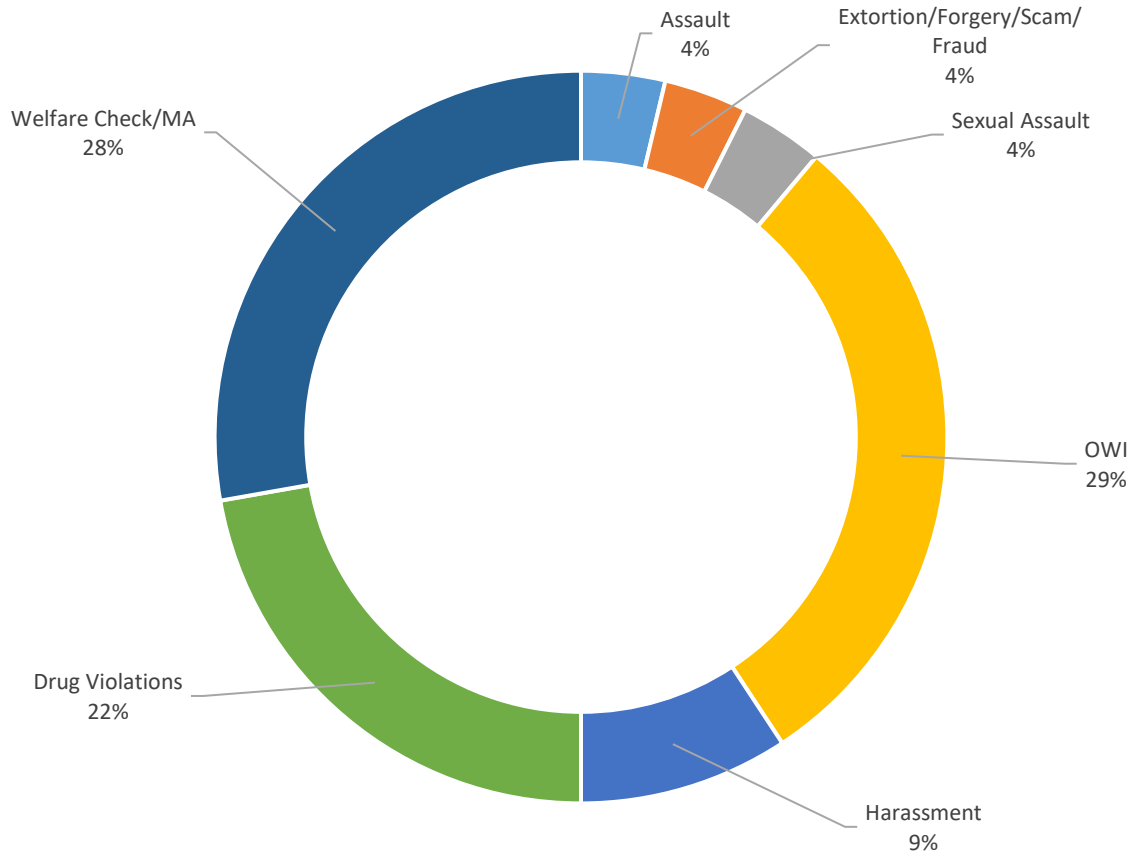
Monthly Activity Comparison - Incident Offenses



Numbers may change as additional information becomes available. This document contains confidential information and is for law enforcement use only. Prepared by Alice Fulk Wisner.

ISU PD MONTHLY ACTION UPDATE
9/1 – 9/30/2022

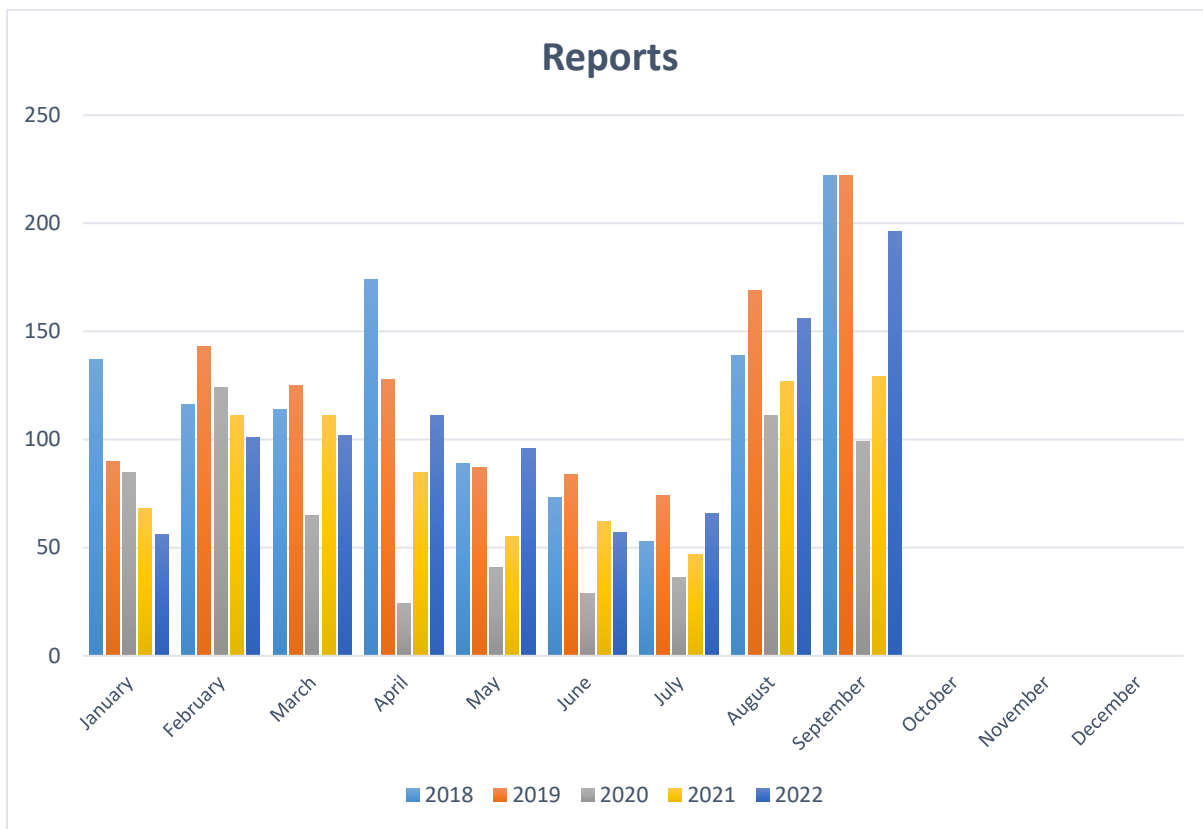
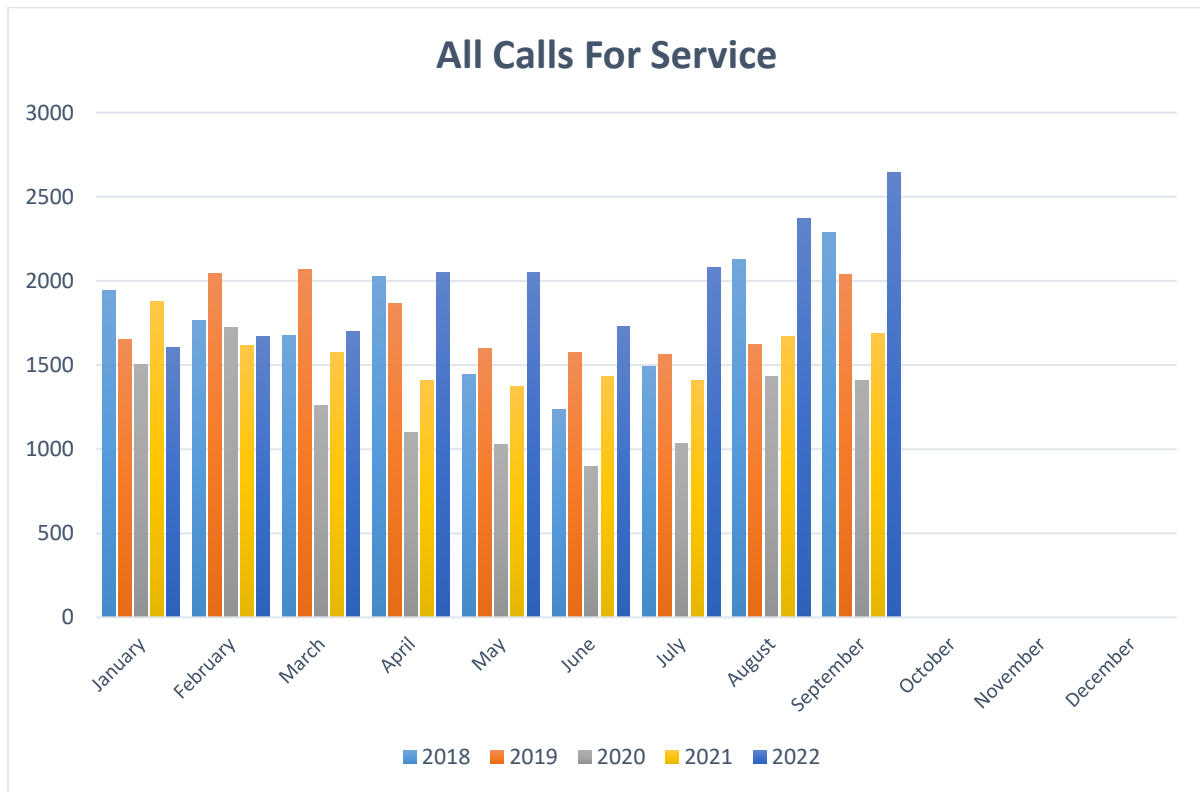
September 2022 - Incident Offenses



Top 10 calls for service for September 2021 and September 2022

September 2021		September 2022	
Maintenance Alarm	207	Extra Patrol	720
Traffic Stop/Enforcement	203	Traffic Stop/Enforcement	374
General Information/Complaint/Assist	170	Maintenance Alarm	212
Extra Patrol	150	General Information/Complaint/Assist	200
Office Unlock	87	Parking Enforcement/Complaint	155
Medical Assistance/Ambulance Call	71	Motorist Assistance	82
Motorist Assistance	65	Suspicious Behavior/Activity	64
Finger Printing	59	Possession Underage	61
Follow Up	53	Follow Up	58
Suspicious Behavior/Activity	52	Office Unlock	56

ISU PD MONTHLY ACTION UPDATE
9/1 – 9/30/2022



Numbers may change as additional information becomes available. This document contains confidential information and is for law enforcement use only. Prepared by Alice Fulk Wisner.

ISU PD MONTHLY ACTION UPDATE
9/1 – 9/30/2022

September calls for service were the highest experienced in September for the previous 4 years and were up 56.9% over September of 2021. Traffic stops were up 85.1% and reports written were up 51.9% over September of 2021. Year to date, calls for service are up 27.4% and traffic stops are up 47.9%, while reports written are up 18.4%. Increased enforcement of alcohol violations contributed a large part to the increase in the number of reports written, as well as a large increase in the number of OWI reports, up 96.9% so far year to date over 2021. Criminal mischief reports continue to increase, the majority of those being written at residence halls, while a lot of property crime categories are trending lower. Burglaries are down for both the month of September and year to date, last year at this time there was a series of burglaries in office and classroom buildings

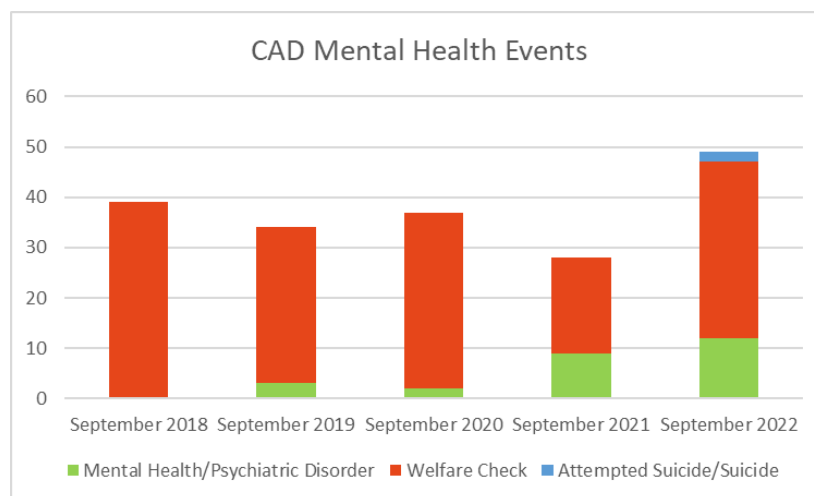
There were seven reports of stolen bicycles during September. Two were from Helser Hall, the remainder were from the Metals Development Office Building, 53 Frederiksen Court, Buchanan Hall, Wallace Hall, and Friley Hall. The Eldorado bicycle was recovered near Town Engineering building.

Bike Brand	Location	Lock	Value	When Taken
Giant	Helser Hall	Locked	\$745	1600 9/5 – 0700 9/6
Eldorado	Metals Development	Not locked	\$50	1200 8/29 – 1200 9/7
Giant	53 Frederiksen Court	Locked	\$350	9/14 – 9/15
Trek	Buchanan Hall	Locked	\$500	2300 9/14 – 0600 9/15
Coop Cycles	Wallace Hall	Locked	\$400	9/19 – 0940 9/20
Trek	Helser Hall	Locked	\$740	2300 9/29 – 1100 9/30
GT Aggressor	Friley Hall	Locked	\$600	2200 9/27 – 2000 9/28

During August of 2022 there were six bicycles stolen from 53 and 73 Frederiksen Court, LeBaron Hall, Birch Hall, 2213 Pammel Drive, and Larch Hall. All six were locked, and the average value of bicycle stolen was \$480.

The following table breaks out all of September Computer Aided Dispatch events with a mental health aspect.

CAD Events	9/1-9/30/21	9/1-9/30/22
Attempted Suicide/Suicide	0	2
Mental Health/Psychiatric Disorder	9	12
Welfare Check	19	35
Total	28	49



Numbers may change as additional information becomes available. This document contains confidential information and is for law enforcement use only. Prepared by Alice Fulk Wisner.

ISU PD MONTHLY ACTION UPDATE
9/1 – 9/30/2022

There were sixteen OWI incident counts during September 2022. In four of the incidents BAC testing was refused. An additional three incidents involved possible drug usage and urine samples were collected for testing. In one incident a blood draw warrant was used in a charge for OWI 3rd. In the remaining incidents the Datamaster BAC ranged from .100 to .192, with the average being .135. There were four OWI incident counts during September 2021. The BAC ranged from .082 to .189, with the average Datamaster BAC being .158.

There were eight public intoxication reports during September 2022. Testing was unable to be done in one report and testing was refused in three reports. Of the remaining reports, the BAC ranged from .144 to .253 with an average of .209. During September of 2021 there were five public intoxication arrests with testing refused in two of them. The average BAC in the remaining three reports was .232 with the lowest level .225 and the highest .243.

During the third quarter of 2022, there were three incidents requiring response to resistance (use of force), 292 arrests, and 7,097 calls for service. Response to resistance incidents represent 1.03% of arrests and .04% of calls for service during this time.

Case #	Date	Location	Type of Case	Use of Force	Subject
22-000591	8/2/2022	North 500 th Avenue and Ontario Street	Assist with Story County Sheriff's Office vehicular pursuit of subject	Gun Drawn During Arrest After Eluding	17 year old Black Male
22-000780	9/4/2022	218 Richardson Court/Linden Hall	Public Intoxication, Male acting disorderly and confronting individuals	Non-Compliant Arrest and transport to jail	19 year old White Male
22-000933	9/29/2022	Coy Street and South Franklin Avenue	Speeding, Operating Vehicle Without Owner's Consent, Eluding	Taser Drawn During Arrest After Eluding and a foot pursuit	20 year old White Male

ISU PD MONTHLY ACTION UPDATE
9/1 – 9/30/2022

The contour chart below shows all calls for service by day and time for the month of September 2022. The busiest times recorded were Mondays between the hour of 2200-2300; Tuesdays between the hour of 1200-1300, Wednesdays between the hours of 0000-0200; Thursdays between the hours of 0900-1000 and 1400-1500; Fridays between the hour of 0200-0300; and Saturdays between the hours of 0300-0400 and 1000-1100.

