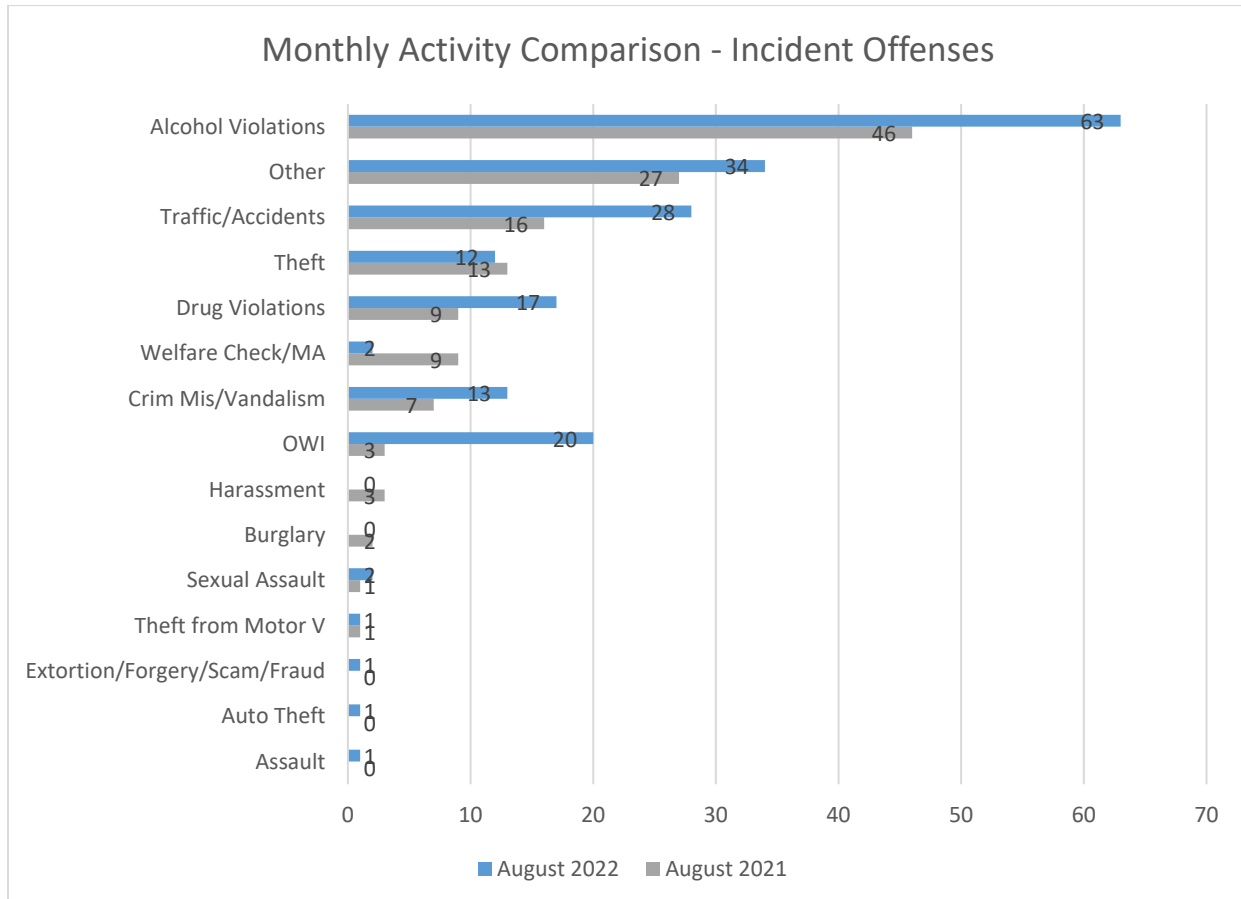


ISU PD MONTHLY ACTION UPDATE
8/1 – 8/31/2022

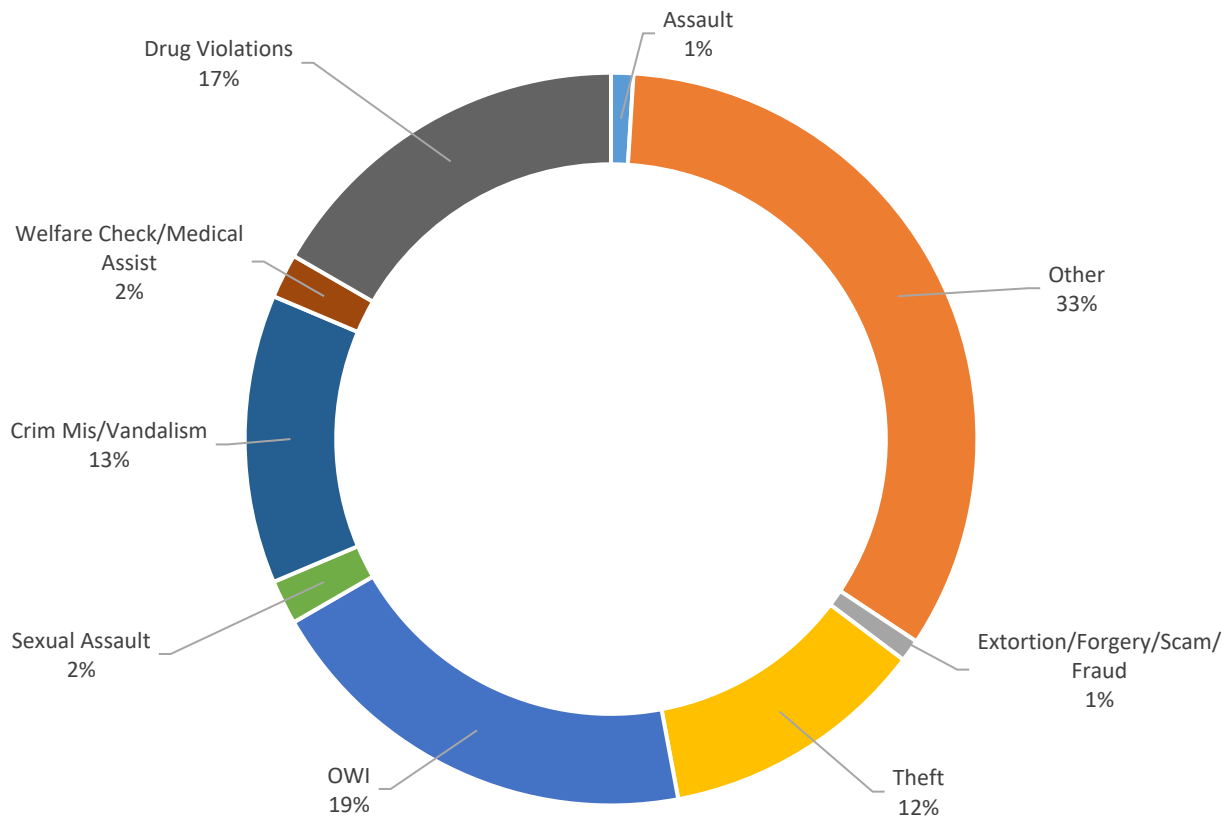
Incident Count by Offense	8/1 – 8/31/21	8/1 – 8/31/22	% Change	YTD 2021	YTD 2022	% Change
Assault	0	1	N/A	3	10	233.3%
Sexual Assault/Fondling	1	2	100.0%	5	6	20.0%
Harassment	3	0	-100.0%	23	23	0.0%
Burglary	2	0	-100.0%	5	3	-40.0%
Theft	13	12	-7.7%	67	61	-9.0%
Theft from Motor Vehicle	1	1	0.0%	12	9	-25.0%
Motor Vehicle Theft	0	1	N/A	7	3	-57.1%
Drug Violations	9	17	88.9%	78	100	28.2%
Alcohol Violations	46	63	37.0%	88	102	15.9%
Extortion/Forgery/Scam/Fraud	0	1	N/A	7	7	0.0%
Criminal Mischief/Vandalism	7	13	85.7%	51	73	43.1%
OWI	3	20	566.7%	60	110	83.3%
Traffic and Accidents	16	28	75.0%	140	221	57.9%
Welfare Check/Medical Assist	9	2	-77.8%	57	44	-22.8%
All Other	27	34	25.9%	168	181	7.7%
Traffic Stops	278	512	84.2%	2,233	3,228	44.6%
New Reports	127	156	22.8%	666	745	11.9%
Calls for Service - All	1671	2373	42.0%	12,358	15,249	23.4%



This update was produced for informational purposes only and is limited by the availability of data at the time the report was prepared. Numbers may change as additional information becomes available. Prepared by Alice Fulk Wisner.

ISU PD MONTHLY ACTION UPDATE
8/1 – 8/31/2022

August 2022 - Incident Offenses

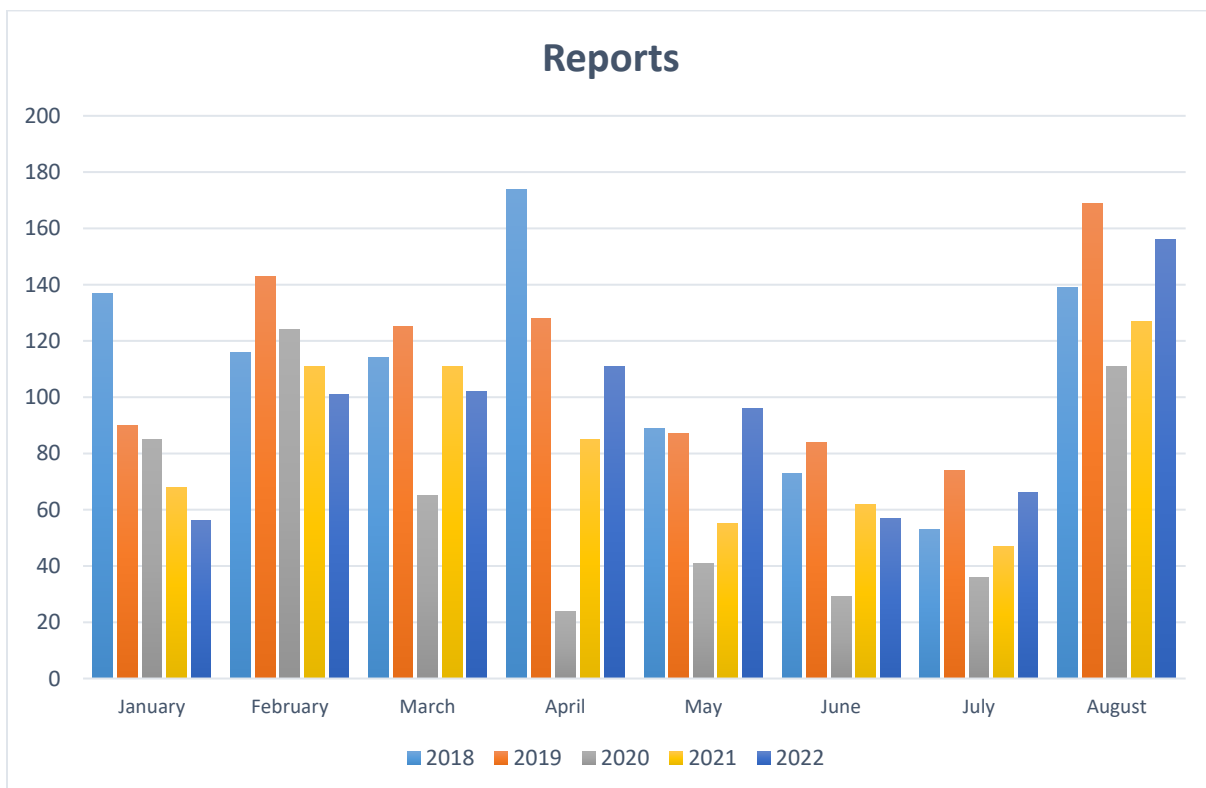
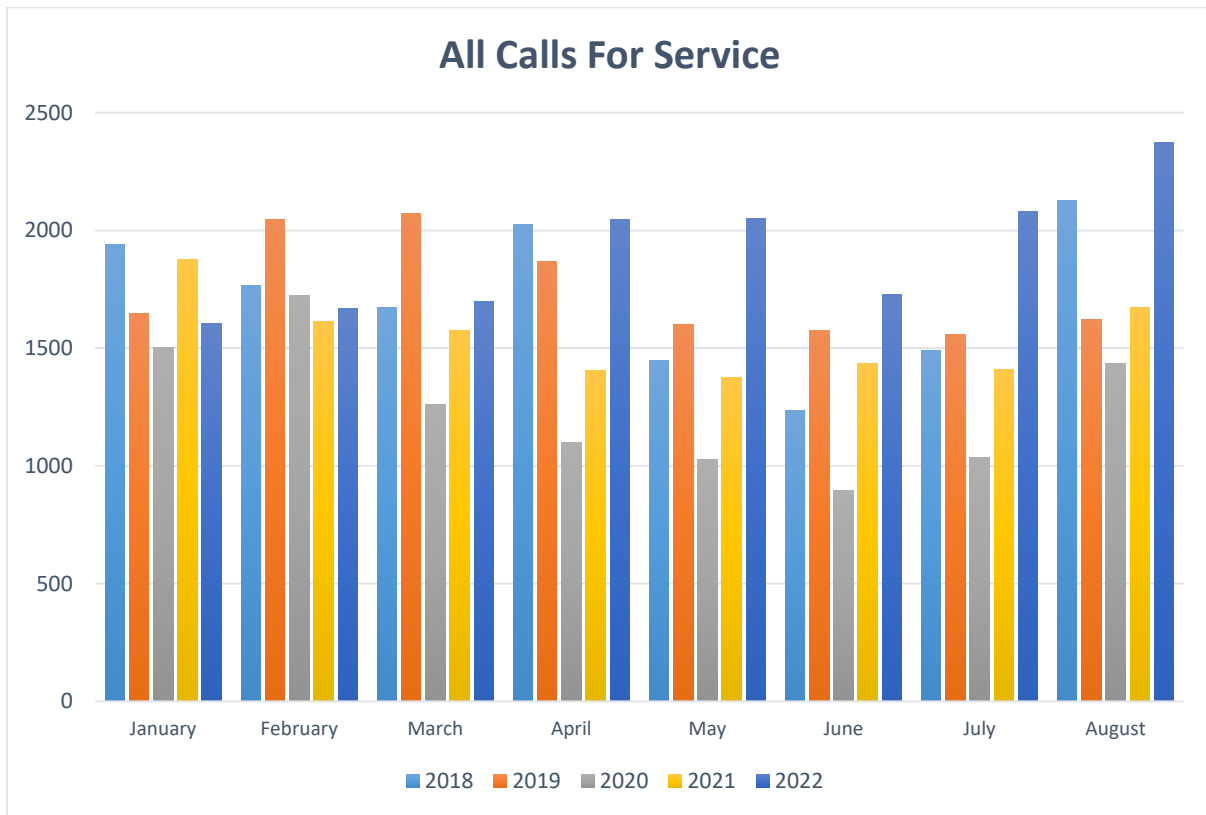


Top 10 calls for service for August 2021 and August 2022

August 2021		August 2022	
Traffic Stop/Enforcement	278	Extra Patrol	595
Extra Patrol	255	Traffic Stop/Enforcement	514
Maintenance Alarm	224	Maintenance Alarm	171
General Information/Complaint/Assist	121	General Information/Complaint/Assist	162
Finger Printing	57	Office Unlock	70
Office Unlock	54	Follow Up	56
Follow Up	53	Parking Enforcement/Complaint	56
Motorist Assistance	50	Finger Printing	52
Citizen Contact	44	Motorist Assistance	52
Suspicious Behavior/Activity	40	Outreach	43

This update was produced for informational purposes only and is limited by the availability of data at the time the report was prepared. Numbers may change as additional information becomes available. Prepared by Alice Fulk Wisner.

ISU PD MONTHLY ACTION UPDATE
8/1 – 8/31/2022



This update was produced for informational purposes only and is limited by the availability of data at the time the report was prepared. Numbers may change as additional information becomes available. Prepared by Alice Fulk Wisner.

ISU PD MONTHLY ACTION UPDATE
8/1 – 8/31/2022

August calls for service were the highest experienced in August for the previous 4 years, and were up 42.0% over August of 2021. Also, traffic stops were up 84.2% and reports written were up 22.8% over August of 2021. Year to date, calls for service are up 23.4% and traffic stops are up 44.6%, while reports written are up 11.9%. There was an increase in drug and alcohol violations for the month, with the majority of alcohol violations occurring on what students refer to as 801 day. OWI incidents were considerably higher in August compared to last year, and year to date OWI incidents are up 83.3%. There were seven reports that involved an interference with official acts charge, and six of those were in conjunction with alcohol violations. Theft reports seem to have leveled off, while criminal mischief/vandalism reports continue to increase.

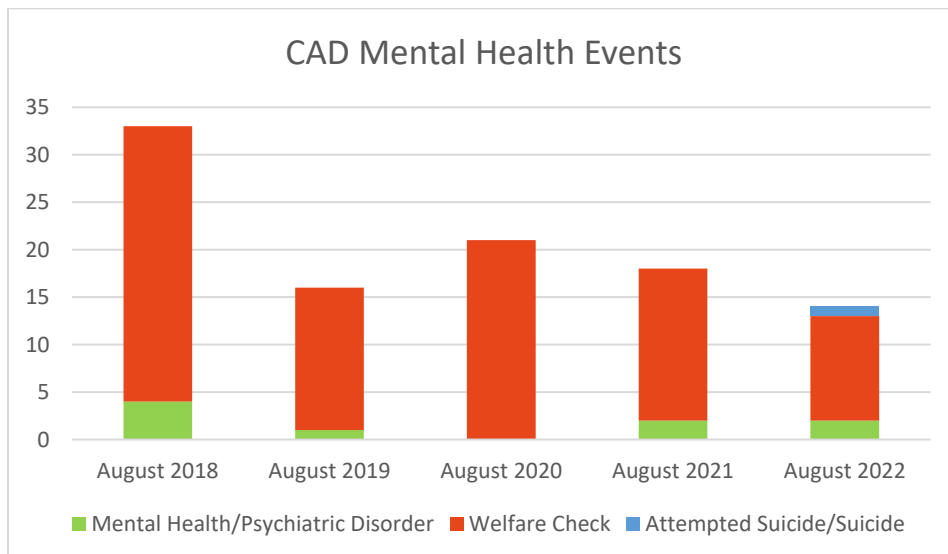
There were six reports of stolen bicycles during August. Two were from Frederiksen Court, the remainder were from LeBaron Hall, Birch Hall, Larch Hall, and the Advanced Teaching Research Building. The Cannondale was recovered by Clear Lake Police.

Bike Brand	Location	Lock	Value	When Taken
Raleigh	LeBaron Hall	Locked	\$800	0800 -1730 8/9
Specialized	Birch Hall	Locked	\$600	1930-2030 8/19
Hyper Shocker	73 Frederiksen Court	Locked	\$200	1300-1900 8/21
Trek	53 Frederiksen Court	Locked	\$740	2030 8/22 – 0730 8/23
Cannondale	2213 Pammel Drive	Locked	\$300	1500 8/23 – 1300 8/25
Trek	Larch Hall	Locked	\$520	1400 8/19 – 0900 8/21

During July of 2022 there were three bicycles stolen from 23, 41, and 43 Frederiksen Court. All three were locked, and the average value of bicycle stolen was \$600.

The following table breaks out all of August Computer Aided Dispatch events with a mental health aspect.

CAD Events	8/1-8/31/21	8/1-8/31/22
Attempted Suicide/Suicide	0	1
Mental Health/Psychiatric Disorder	2	2
Welfare Check	16	11
Total	8	14



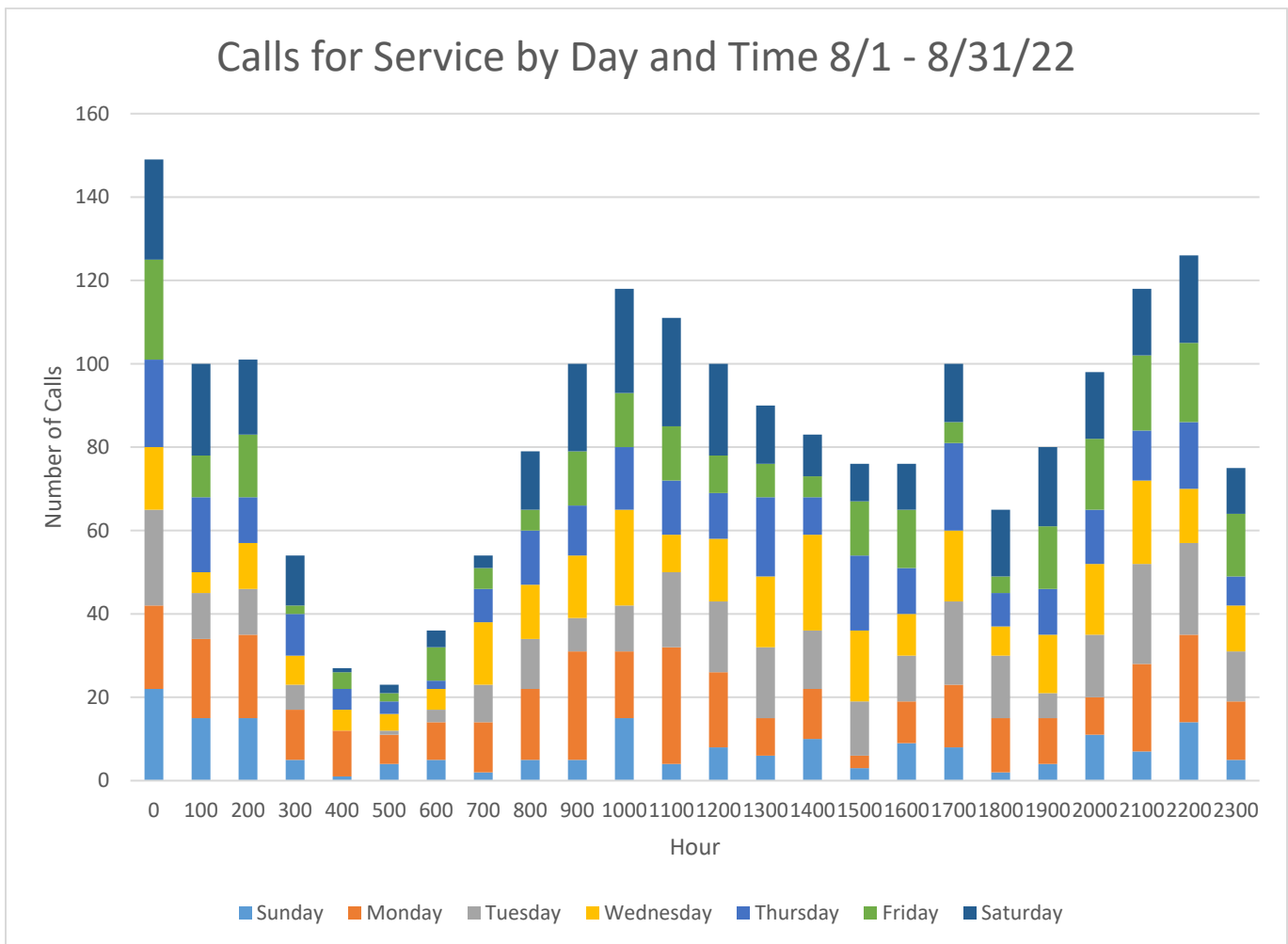
This update was produced for informational purposes only and is limited by the availability of data at the time the report was prepared. Numbers may change as additional information becomes available. Prepared by Alice Fulk Wisner.

ISU PD MONTHLY ACTION UPDATE
8/1 – 8/31/2022

There were twenty OWI incident counts during August 2022. In three of the incidents BAC testing was refused. An additional two incidents involved possible drug usage and urine samples were collected for testing. In the remaining incidents the Datamaster BAC ranged from .076 to .236, with the average being .137. There were three OWI incident counts during August 2021. One individual refused testing and the Datamaster BACs for the other two individuals were .105 and .083.

There were fourteen public intoxication reports during August 2022. A juvenile referral was made in one report, testing was unable to be done in one report, drugs were the cause of the intoxication in one report, and testing was refused in seven reports. Of the remaining three reports, the BAC ranged from .193 to .243 with an average of .218. During August of 2021 there were three public intoxication arrests with testing refused in two of them. The BAC in the third report was .283.

The contour chart below shows all calls for service by day and time for the month of August 2022. The busiest times recorded were Sundays between the hour of 0000-0100; Mondays between the hours of 0900-1000, 1100-1200, and 2100-2300; Tuesdays between the hours of 000-0100 and 2100-2300; Wednesdays between the hours of 1000-1100 and 1400-1500; Thursdays between the hours of 0000-0100 and 1700-1800; Fridays between the hour of 0000-0100; and Saturdays between the hour of 0000-0200, 0900-1300, and 2200-2300.



This update was produced for informational purposes only and is limited by the availability of data at the time the report was prepared. Numbers may change as additional information becomes available. Prepared by Alice Fulk Wisner.