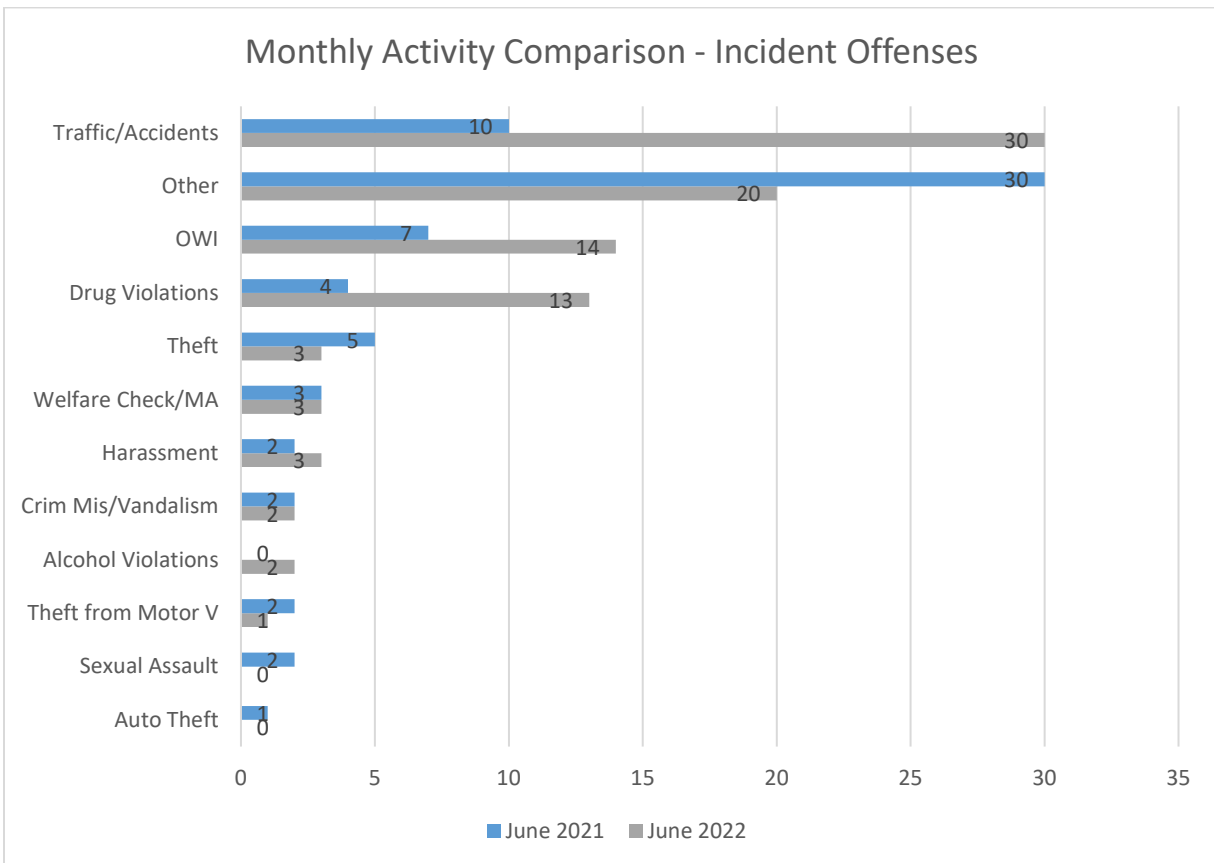


ISU PD MONTHLY ACTION UPDATE
6/1 – 6/30/2022

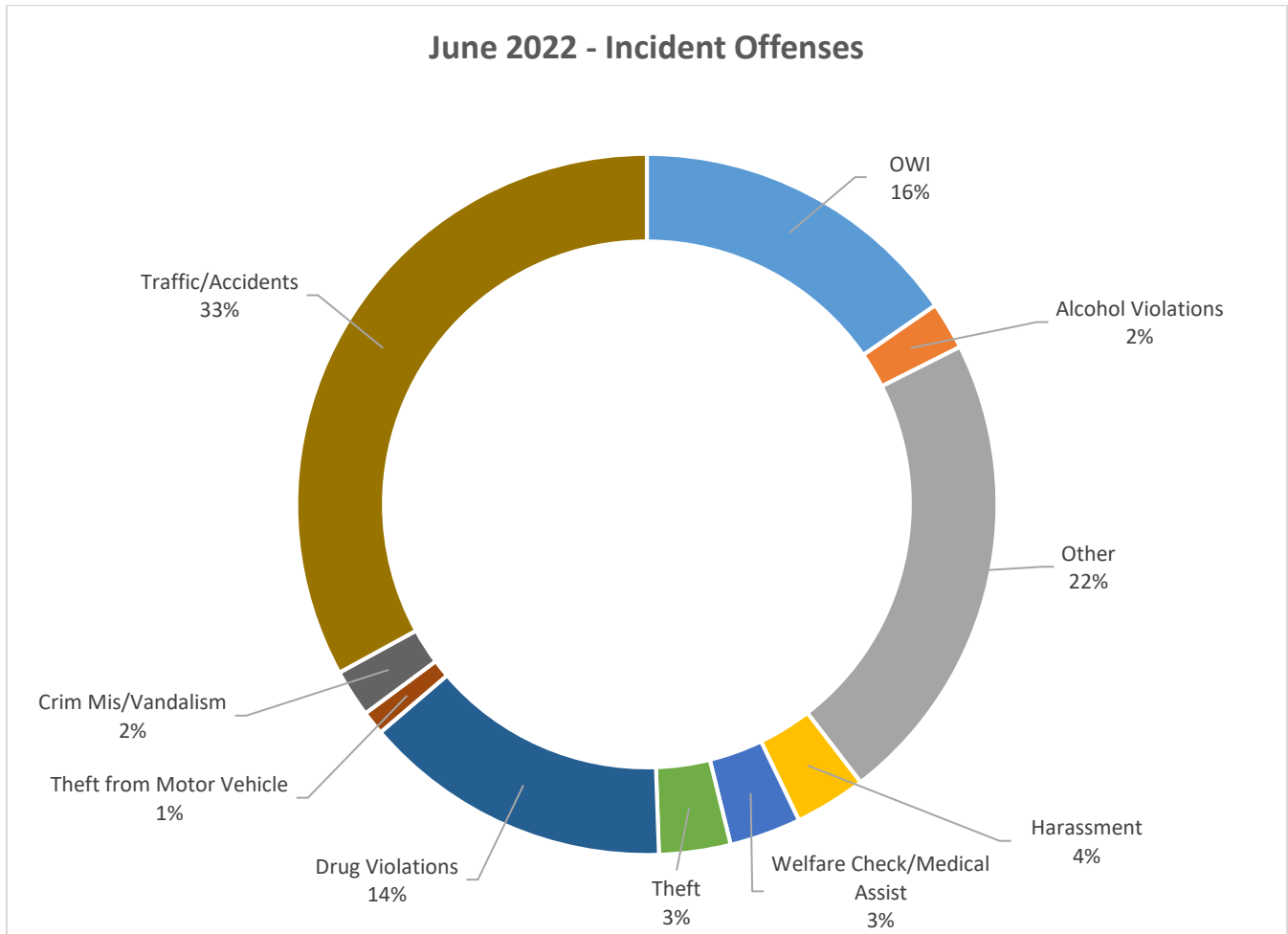
Incident Count by Offense	6/1 – 6/30/21	6/1 – 6/30/22	% Change	YTD 2021	YTD 2022	% Change
Assault	0	0	N/A	3	9	200.0%
Sexual Assault/Fondling	2	0	-100.0%	4	4	0.0%
Harassment	2	3	50.0%	17	22	29.4%
Burglary	0	0	N/A	3	3	0.0%
Theft	5	3	-40.0%	46	45	-2.2%
Theft from Motor Vehicle	2	1	-50.0%	11	8	-27.3%
Motor Vehicle Theft	1	0	-100.0%	6	2	-66.7%
Drug Violations	4	13	225.0%	65	73	12.3%
Alcohol Violations	0	2	N/A	41	36	-12.2%
Extortion/Forgery/Scam/Fraud	0	0	N/A	7	6	-14.3%
Criminal Mischief/Vandalism	2	2	0.0%	42	53	26.2%
OWI	7	14	100.0%	53	71	34.0%
Traffic and Accidents	10	30	200.0%	113	155	37.2%
Welfare Check/Medical Assist	3	3	0.0%	45	40	-11.1%
All Other	30	20	-33.3%	124	130	4.8%
Traffic Stops	205	457	122.9%	1,688	2,241	32.8%
New Reports	62	57	-8.1%	492	523	6.3%
Calls for Service - All	1,433	1,726	20.4%	9,265	10,781	16.4%



This update was produced for informational purposes only and is limited by the availability of data at the time the report was prepared. Numbers may change as additional information becomes available. Prepared by Alice Fulk Wisner.

ISU PD MONTHLY ACTION UPDATE
6/1 – 6/30/2022

June 2022 - Incident Offenses

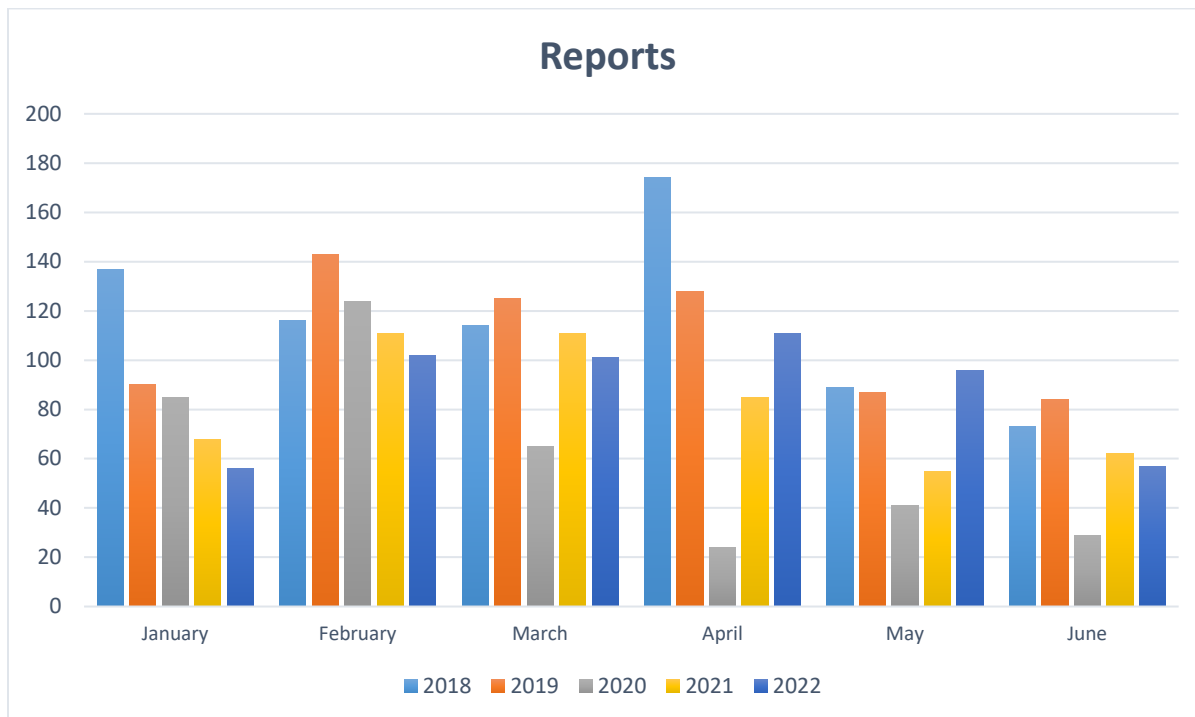
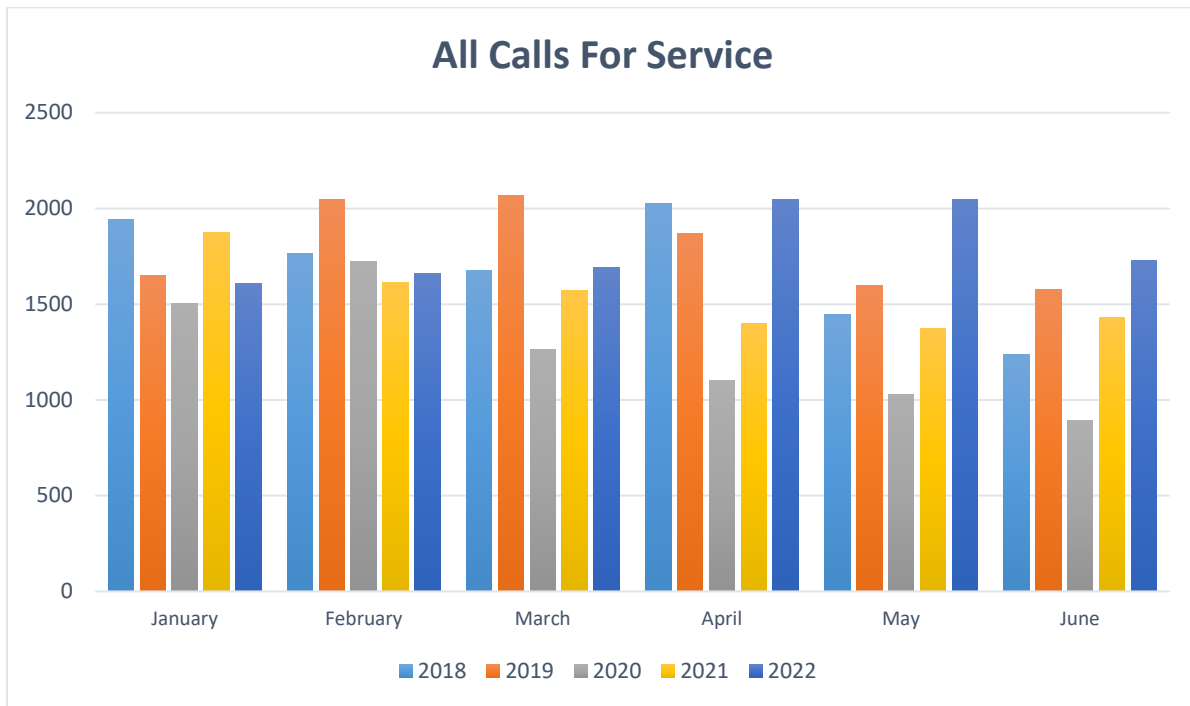


Top 10 calls for service for June 2021 and June 2022

June 2021		June 2022	
Extra Patrol	458	Extra Patrol	555
Traffic Stop/Enforcement	205	Traffic Stop/Enforcement	458
Maintenance Alarm	154	Maintenance Alarm	116
General Information/Complaint/Assist	88	General Information/Complaint/Assist	90
Finger Printing	56	Lost/Found Property	59
Office Unlock	45	Office Unlock	48
Follow Up	43	Finger Printing	38
General Alarm	41	Suspicious Behavior/Activity	31
Suspicious Behavior/Activity	29	General Alarm	29
Lost/Found Property	28	Follow Up	28

This update was produced for informational purposes only and is limited by the availability of data at the time the report was prepared. Numbers may change as additional information becomes available. Prepared by Alice Fulk Wisner.

ISU PD MONTHLY ACTION UPDATE
6/1 – 6/30/2022



Calls for service for June 2022 were again at a higher level than the previous 4 years. Compared to June of 2021, traffic stops were up 122.9%, reports written were down 8.1%, and all calls for service were up 20.4%. Year to date, calls for service are up 16.4% and traffic stops are up 32.8%. Theft reports appear to have leveled off, being down slightly for June 2022 as well as year to date. Criminal mischief reports also leveled off for the month of June, and year to date are

This update was produced for informational purposes only and is limited by the availability of data at the time the report was prepared. Numbers may change as additional information becomes available. Prepared by Alice Fulk Wisner.

ISU PD MONTHLY ACTION UPDATE
6/1 – 6/30/2022

still up 26.2%. OWIs are up 34.0% for the year, with drug violations up 12.3% and alcohol violations down 12.2% for the year.

There were two reports of stolen bicycles during June.

Bike Brand	Location	Lock	Value	When Taken
Fuji	Memorial Union	Locked	\$500	16006/21 – 0700 6/23
Electra Towny	Friley Hall	Locked	\$700	6/27 – 0900 6/29

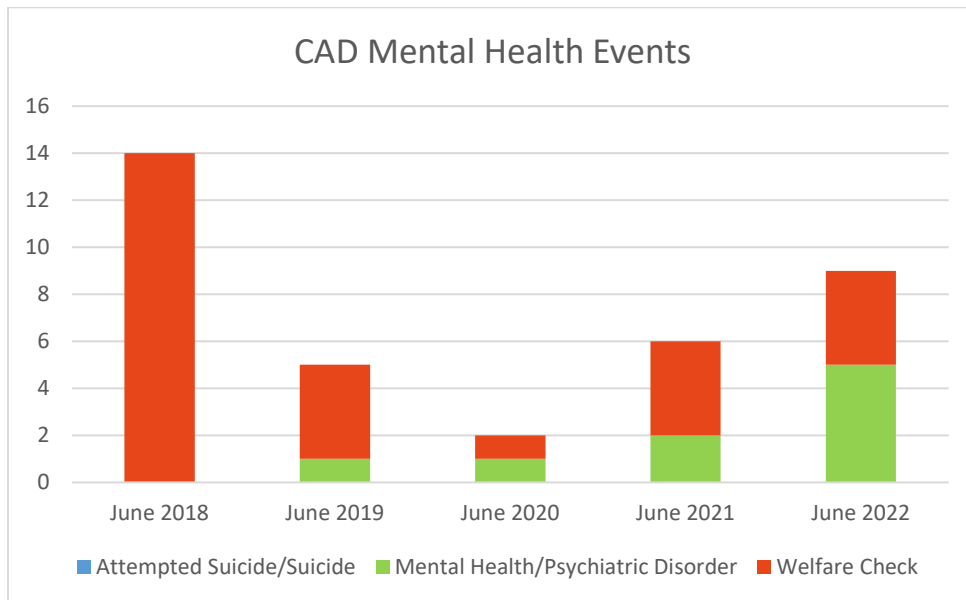
During May of 2022 there were Willow Hall, Frederiksen Court, Friley Hall and Howe Hall. All four were locked, and the average value of bicycle stolen was around \$300.

There were fourteen OWI incident counts during June 2022. In three of the incidents BAC testing was refused. An additional four incidents involved possible drug usage and urine samples were collected for testing. In the remaining incidents the Datamaster BAC ranged from .108 to .221, with the average being .140. There were six OWI incident counts during June 2021. The average data master BAC was .146, with the highest level .275 and the lowest BAC level .09. One individual refused testing.

There was one public intoxication report for the month of June, and the BAC was .271. There were no public intoxication arrests during June 2021.

The following table breaks out all of June Computer Aided Dispatch events with a mental health aspect.

CAD Events	6/1-6/30/21	6/1-6/30/22
Attempted Suicide/Suicide	0	0
Mental Health/Psychiatric Disorder	2	5
Welfare Check	4	4
Total	6	9

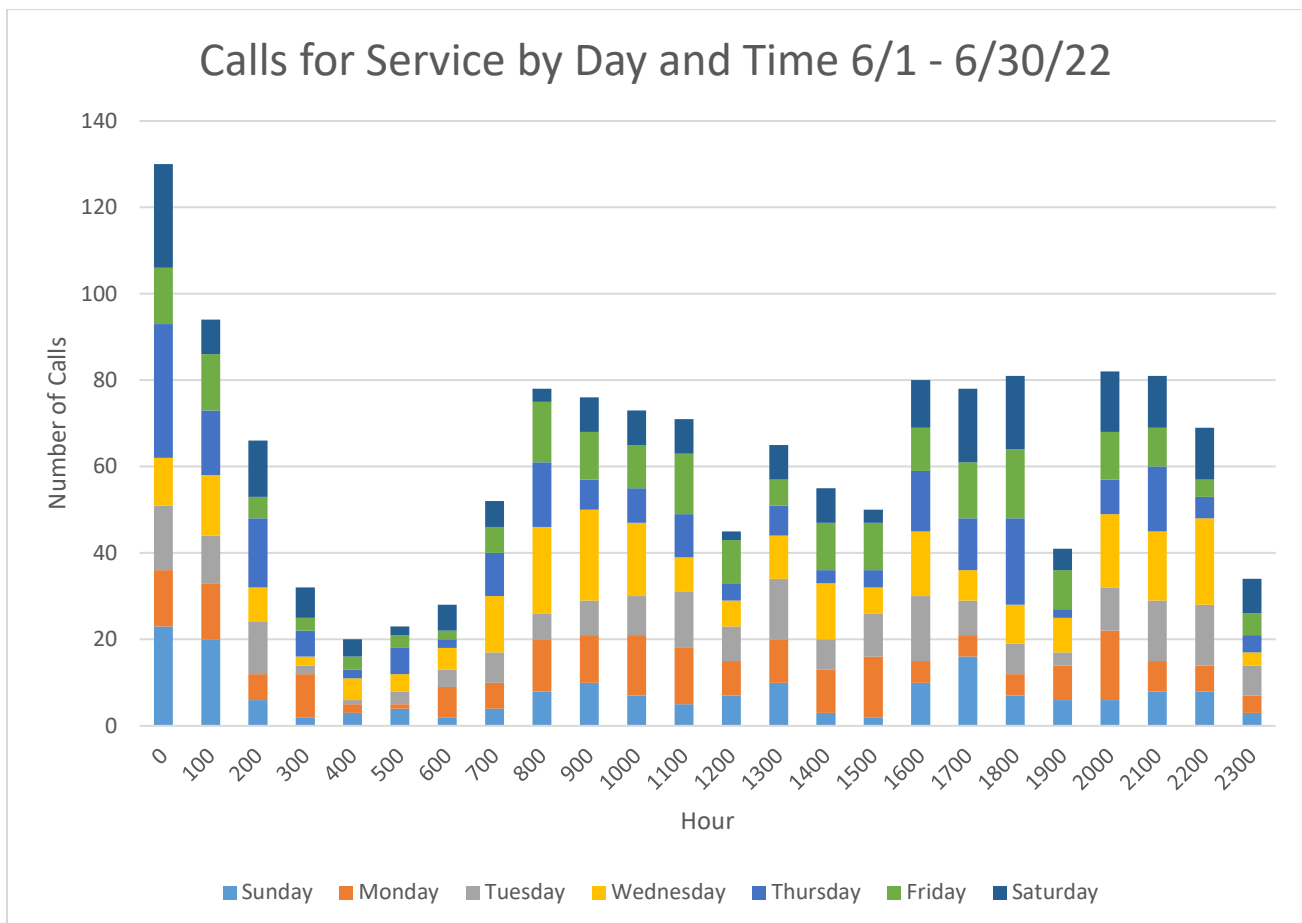


ISU PD MONTHLY ACTION UPDATE
6/1 – 6/30/2022

During the second quarter of 2022, there were two incidents requiring response to resistance (use of force), 127 arrests, and 5,819 calls for service. Response to resistance incidents represent 1.57% of arrests and 0.03% of calls for service during this time.

Case #	Date	Location	Type of Case	Use of Force	Subject
22-000430	5/15/2022	Beach Road and Lincoln Way	Traffic Stop for Outstanding Arrest Warrants	Gun Drawn During Arrest After Eluding	22 year old White Male
22-000455	5/26/2022	1750 Center Drive (Lot C4)	Stolen Vehicle	Gun and Taser Drawn During Arrest After Eluding	29 year old Black Male

The contour chart below shows all calls for service by day and time for the month of June 2022. The busiest times recorded were Sundays between the hour of 0000-0200, Wednesdays between the hours of 0800-1000 and 2200-2300, Thursdays between the hour of 0000-0100, and Saturdays between the hour of 0000-0100.



This update was produced for informational purposes only and is limited by the availability of data at the time the report was prepared. Numbers may change as additional information becomes available. Prepared by Alice Fulk Wisner.