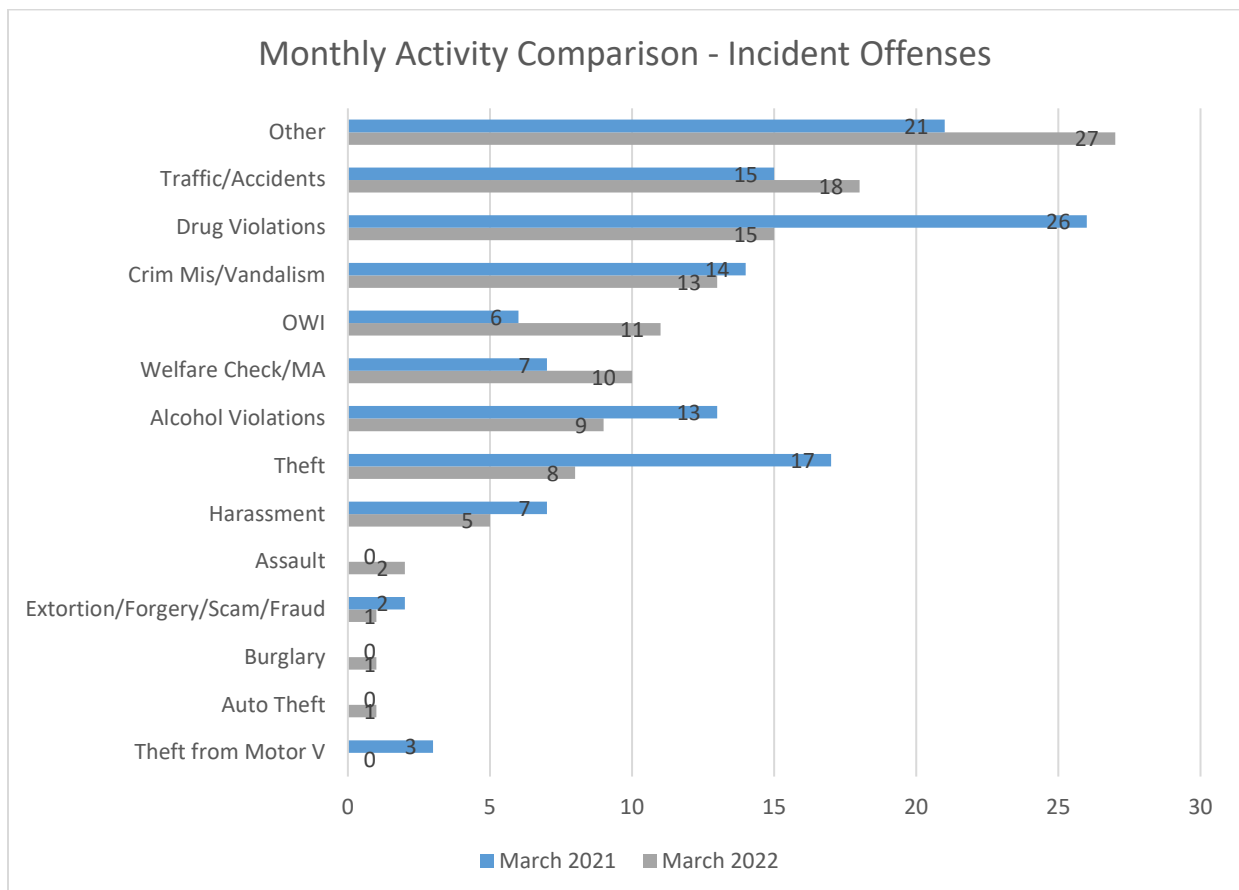


**ISU PD MONTHLY ACTION UPDATE**  
3/1 – 3/31/2022

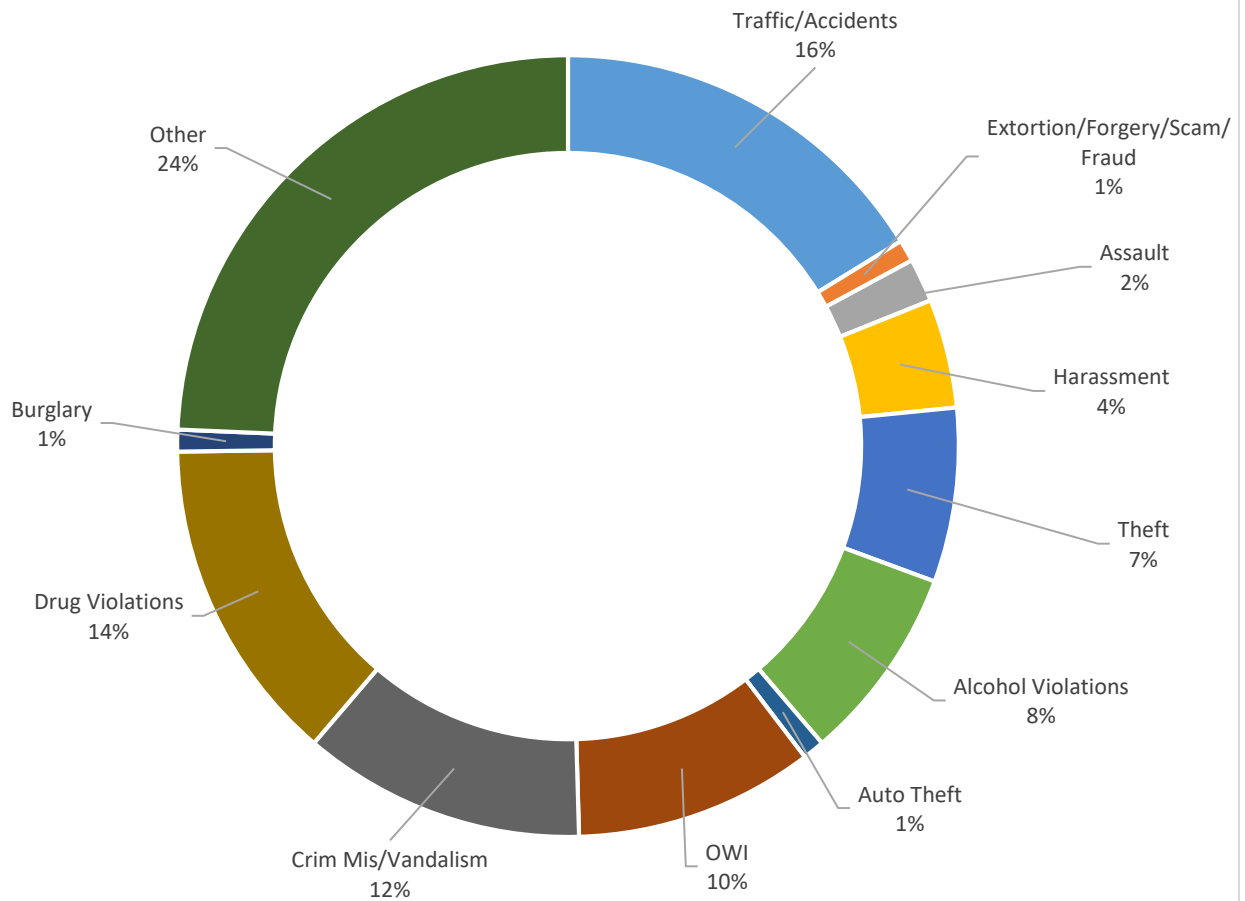
Incident Count by Offense	3/1 – 3/31/21	3/1 – 3/31/22	% Change	YTD 2021	YTD 2022	% Change
Assault	0	2	N/A	1	4	300.0%
Sexual Assault/Fondling	0	0	N/A	2	2	0.0%
Harassment	7	5	-28.6%	11	13	18.2%
Burglary	0	1	N/A	1	2	100.0%
Theft	17	8	-52.9%	30	17	-43.3%
Theft from Motor Vehicle	3	0	-100.0%	7	6	-14.3%
Motor Vehicle Theft	0	1	N/A	2	1	-50.0%
Drug Violations	26	15	-42.3%	53	20	-62.3%
Alcohol Violations	13	9	-30.8%	27	18	-33.3%
Extortion/Forgery/Scam/Fraud	2	1	-50.0%	5	3	-40.0%
Criminal Mischief/Vandalism	14	13	-7.1%	31	32	3.2%
OWI	6	11	83.3%	33	31	-6.1%
Traffic and Accidents	15	18	20.0%	64	64	0.0%
Welfare Check/Medical Assist	7	10	42.9%	23	22	-4.3%
All Other	21	27	28.6%	62	62	0.0%
<b>Traffic Stops</b>	<b>365</b>	<b>366</b>	<b>0.3%</b>	<b>934</b>	<b>915</b>	<b>-2.0%</b>
<b>New Reports</b>	<b>111</b>	<b>101</b>	<b>-9.0%</b>	<b>290</b>	<b>258</b>	<b>-11.0%</b>
<b>Calls for Service - All</b>	<b>1,573</b>	<b>1,694</b>	<b>7.7%</b>	<b>5,062</b>	<b>4,962</b>	<b>-2.0%</b>



This update was produced for informational purposes only and is limited by the availability of data at the time the report was prepared. Numbers may change as additional information becomes available. Prepared by Alice Fulk Wisner.

ISU PD MONTHLY ACTION UPDATE  
3/1 – 3/31/2022

March 2022 - Incident Offenses



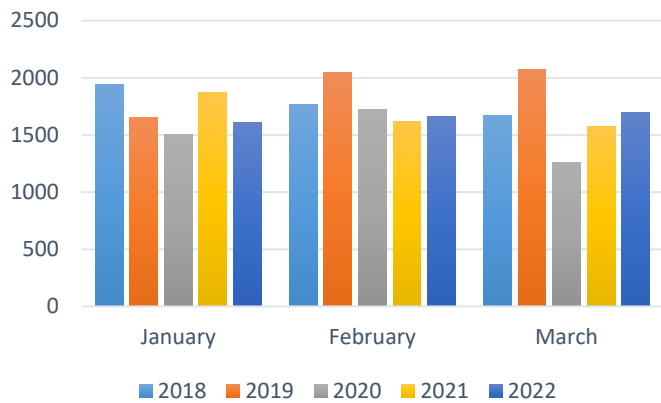
Top 10 calls for service for March 2021 and March 2022

March 2021		March 2022	
Traffic Stop/Enforcement	367	Traffic Stop/Enforcement	366
Extra Patrol	218	Extra Patrol	315
Maintenance Alarm	146	Maintenance Alarm	163
General Information/Complaint/Assist	118	General Information/Complaint/Assist	125
Finger Printing	79	Motorist Assistance	86
Motorist Assistance	63	Follow Up	57
Suspicious Behavior/Activity	53	Office Unlock	52
Office Unlock	45	Suspicious Behavior/Activity	45
Follow Up	43	Finger Printing	41
Welfare Check	30	Vandalism/Criminal Mischief	37

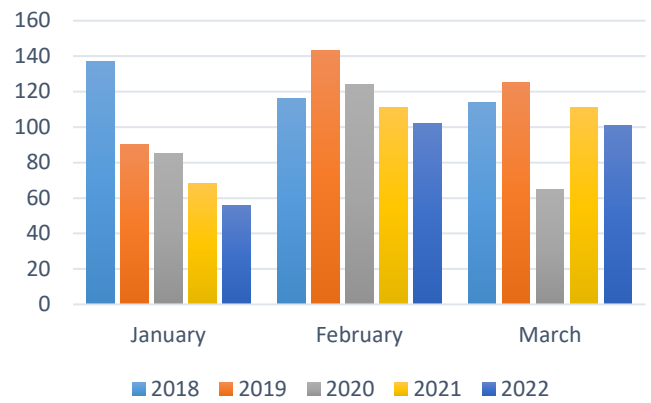
This update was produced for informational purposes only and is limited by the availability of data at the time the report was prepared. Numbers may change as additional information becomes available. Prepared by Alice Fulk Wisner.

**ISU PD MONTHLY ACTION UPDATE**  
3/1 – 3/31/2022

**All Calls For Service**



**Reports**



Activity overall in March 2022 was fairly similar to March 2021. During March of 2022 and year to date, there have been less thefts reported than in 2021. Year to date, drug and alcohol violations are down by 62.3% and 33.3%.

There were four reports of stolen bicycles during March.

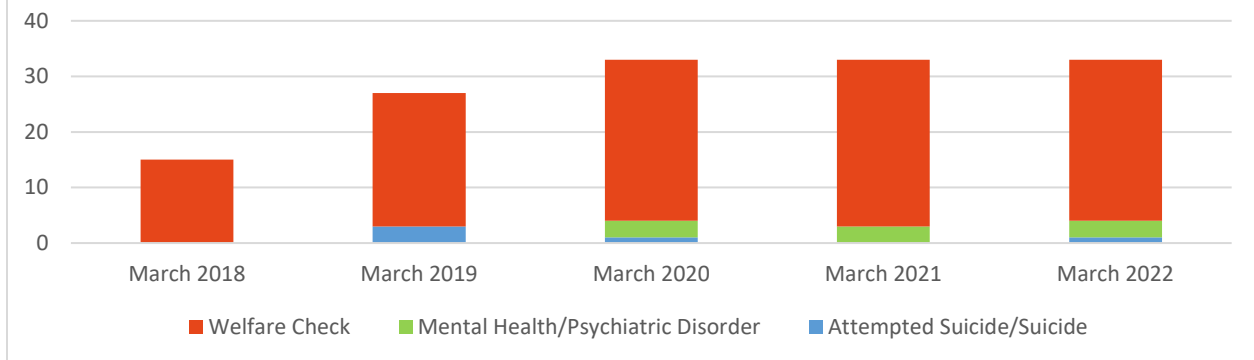
Bike Brand	Location	Lock	Value	When Taken
Specialized	Food Sciences	Locked	\$495	1030 – 1710 3/10
Cannondale	Elings Hall	Locked	\$650	1715 – 1800 3/10
Trek	Eaton Hall	Locked	\$800	3/11 - 3/18
Schwinn	Geoffroy Hall	Locked	\$150	3/12 – 1800 3/21

During February of 2022 there was one report of stolen bicycle from Friley Hall.

The following table breaks out all of March Computer Aided Dispatch events with a mental health aspect.

CAD Events	3/1-3/31/21	3/1-3/31/22
Attempted Suicide/Suicide	0	1
Mental Health/Psychiatric Disorder	3	3
Welfare Check	30	29
<b>Total</b>	<b>33</b>	<b>33</b>

**CAD Mental Health Events**



**ISU PD MONTHLY ACTION UPDATE**  
3/1 – 3/31/2022

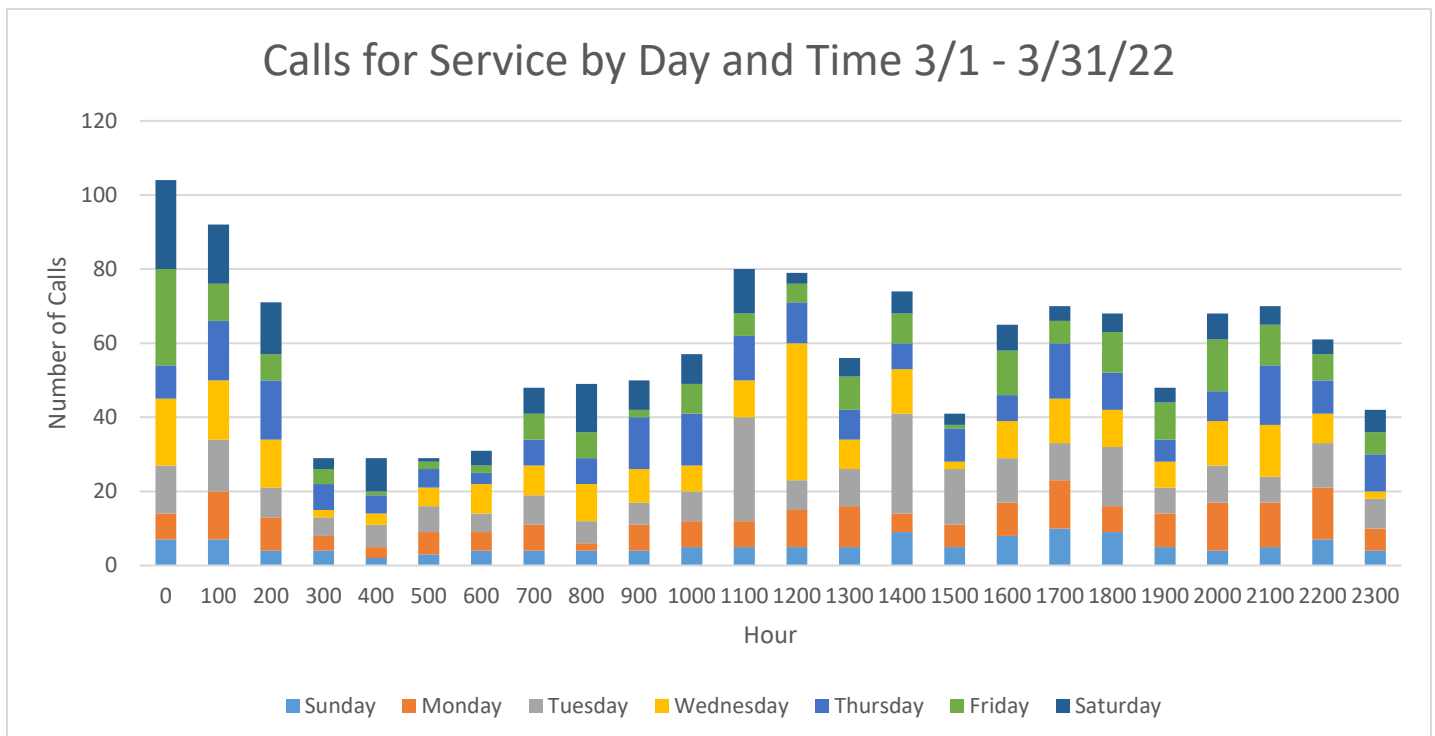
During the first quarter of 2022, there was one incident requiring response to resistance (use of force), 94 arrests, and 4,962 calls for service. Response to resistance incidents represent 1.06% of arrests and 0.02% of calls for service during this time.

Case #	Date	Location	Type of Case	Use of Force	Subject
21-000032	1/23/2022	Garfield Avenue and Phoenix Street	Speeding, Reckless Driving, Failure to Maintain Control, Driving Under Suspension and Eluding	Handgun Drawn	18 year old Black Male

There were eleven OWI incident counts during March 2022. In one incident the BAC was .063 and the driver was charged with a .02 violation. DataMaster testing was refused in one other incident. In the remaining nine incidents, the BAC ranged from 0.08 to .233, with the average DataMaster BAC being .139. During March of 2021 there were six OWI reports, and the average DataMaster BAC was .147.

There were four public intoxication reports for the month of March 2022. Testing was refused in two of the reports. In the remaining two reports the BAC was .147 and .265. In March 2021 there were 5 public intoxication reports, and of the four individuals that were tested the average BAC was .215, with the highest reading .267 and the lowest .192.

The contour chart below shows all calls for service by day and time for the month of March 2022. The busiest times recorded were Tuesdays between the hours of 1100-1200, 1400-1500 and 1800-1900, Wednesdays between the hours of 0000-0200 and 1200-1300, Thursdays between the hours of 0100-0300 and 2100-2200, Fridays between the hour of 0000-0100, and Saturdays between the hours of 0000-0200.



This update was produced for informational purposes only and is limited by the availability of data at the time the report was prepared. Numbers may change as additional information becomes available. Prepared by Alice Fulk Wisner.