

FEBRUARY 10, 2022



IOWA STATE UNIVERSITY POLICE
DEPARTMENT 2021 ANNUAL REPORT
INCLUDES DATA FROM 2017-2021

THIS REPORT WAS PRODUCED FOR INFORMATIONAL PURPOSES ONLY AND IS LIMITED BY THE AVAILABILITY OF DATA AT THE TIME THE REPORT WAS PREPARED. NUMBERS MAY CHANGE AS ADDITIONAL INFORMATION BECOMES AVAILABLE. PREPARED BY ALICE FULK WISNER

Introduction

The Iowa State University Police Department provides professional law enforcement services while working cooperatively with the community in a proactive partnership. The ISU PD has 41 authorized fully certified sworn police officers and 10 certified dispatchers providing 24/7 emergency response.

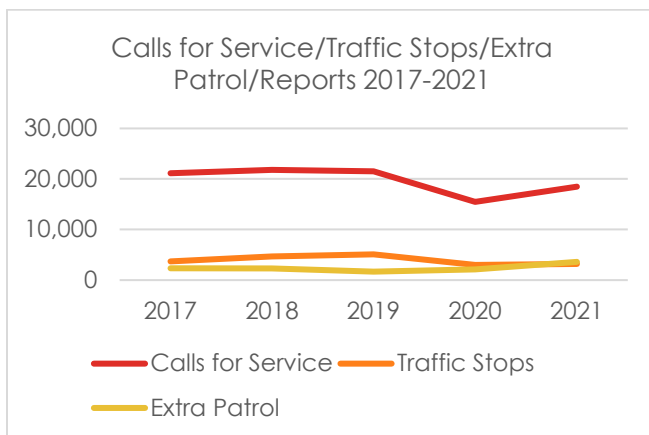
While the main jurisdiction is the ISU campus and outlying properties owned or controlled by the University, a 28E agreement partnering with law enforcement agencies in Story County allows ISU PD officers to patrol and investigate alleged criminal offenses outside of the ISU campus. The ISU campus contains approximately 2.8 square miles and enrollment for the 2021 fall semester was 30,708 students. The community of Ames covers approximately 24 square miles with a population of nearly 67,000.

This report provides a five year comparison of a variety of activity conducted by the Iowa State Police Department. Examining data over time can be useful in determining trends and patterns and can provide insight for the efficient allocation of resources. In the data presented in this report, CAD refers to Computer Aided Dispatch.

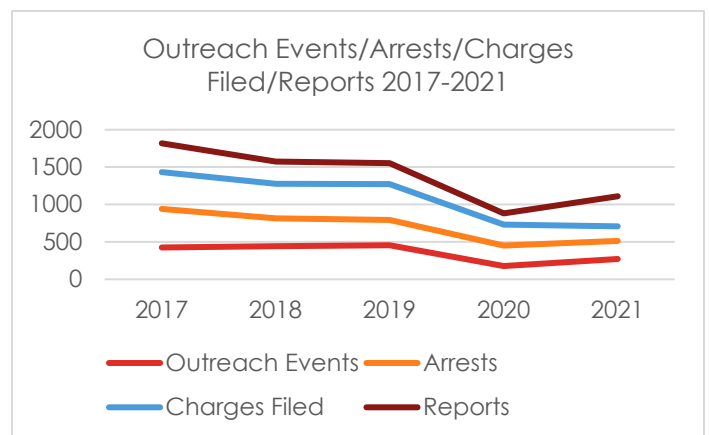
Activity for Calendar Years 2017-2021

	Calendar Year 2017	Calendar Year 2018	Calendar Year 2019	Calendar Year 2020	Calendar Year 2021
Calls for Service	21,114	21,814	21,494	15,468	18,474
Extra Patrol	2,329	2,287	1,658	2,106	3,606
Traffic Stops	3,673	4,670	5,082	2,989	3,168
Reports	1,819	1,573	1,552	882	1,110
Charges Filed	1,434	1,277	1,271	732	708
Arrests	942	814	793	452	512
Outreach Events	426	442	456	179	271

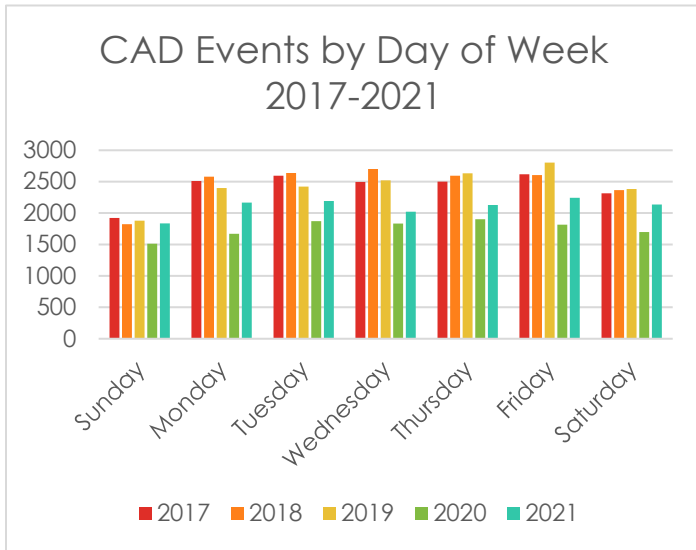
Activity for Calendar Years 2017-2021



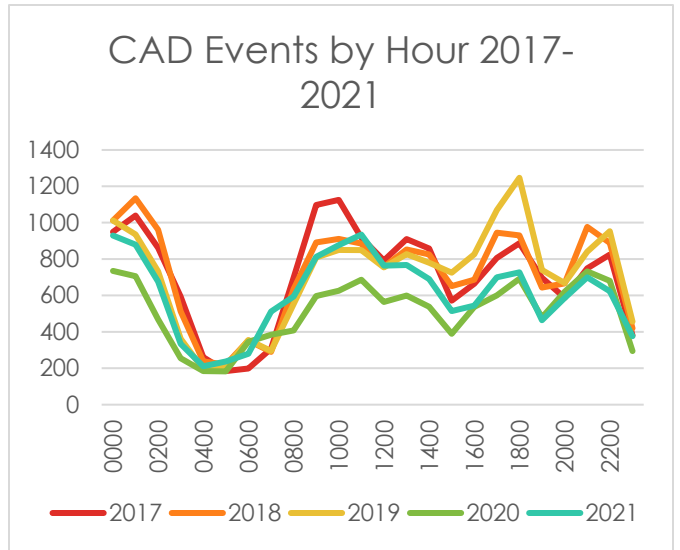
Activity for Calendar Years 2017-2021



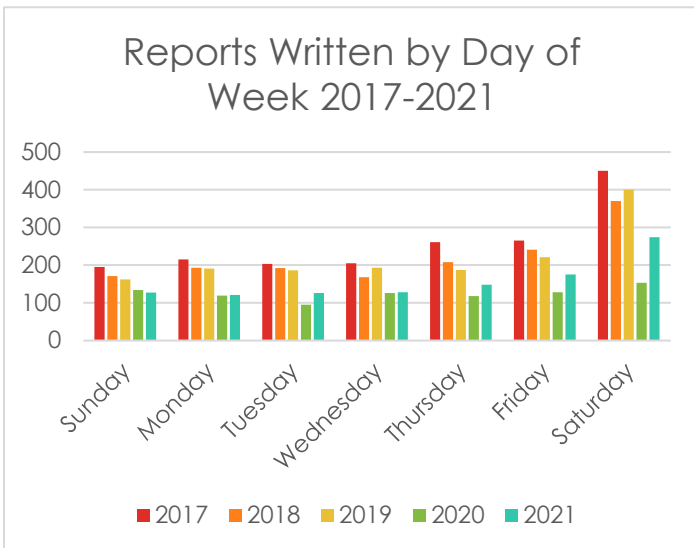
**CAD Events by Day of the Week Calendar
Years 2017-2021**



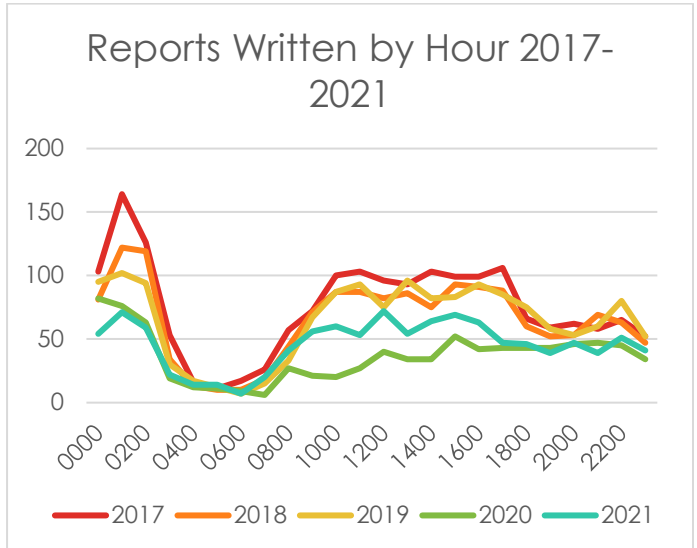
CAD Events by Hour Calendar Years 2017-2021



**Reports Written by Day of the Week Calendar
Years 2017-2021**



Reports Written by Hour Calendar Years 2017-2021



10 Most CAD events by Calendar Year

	2017	2018	2019	2020	2021
1	Traffic Stop Enforcement	Traffic Stop Enforcement	Traffic Stop Enforcement	Traffic Stop Enforcement	Extra Patrol
2	Alarms	Alarms	Alarms	Alarms	Traffic Stop Enforcement
3	Extra Patrol	Extra Patrol	Motorist Assistance	Extra Patrol	Alarms
4	Motorist Assistance	Motorist Assistance	Extra Patrol	General Info	General Info
5	Finger Printing	General Info	General Info	Motorist Assistance	Motorist Assistance
6	Suspicious Behavior	Suspicious Behavior	Office Unlock	Office Unlock	Office Unlock
7	General Info	Office Unlock	Suspicious Behavior	Suspicious Behavior	Finger Printing
8	Office Unlock	Follow Up	Follow Up	Finger Printing	Suspicious Behavior
9	Citizen Contact	Finger Printing	Mental Health Welfare Check	Follow Up	Follow Up
10	Follow Up	Outreach	Outreach	Meeting Training	Meeting Training

10 Most Offenses by Calendar Year

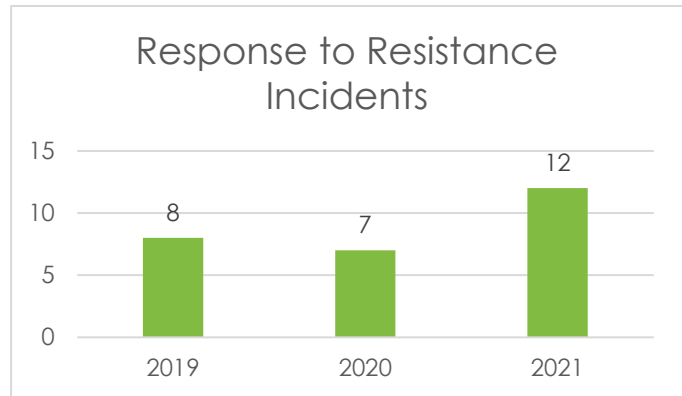
	2017	2018	2019	2020	2021
1	Narcotic Violations	Traffic/Driving Violations	Traffic/Driving Violations	Traffic/Driving Violations	Traffic/Driving Violations
2	Alcohol Violations	Narcotic Violations	Alcohol Violations	Narcotic Violations	Alcohol Violations
3	Traffic/Driving Violations	Alcohol Violations	Accidents	Accidents	Accidents
4	Accidents	Accidents	Narcotic Violations	Theft	Narcotic Violations
5	Theft	Theft	Public Intoxication	Alcohol Violations	Theft
6	Public Intoxication	Public Intoxication	Theft	Vandalism Criminal Mischief	Vandalism Criminal Mischief
7	Department Information	Welfare Check/Mental Health	Welfare Check/Mental Health	Welfare Check/Mental Health	Welfare Check/Mental Health
8	Vandalism Criminal Mischief	Vandalism Criminal Mischief	Harassment	Public Intoxication	Department Information
9	Welfare Check/Mental Health	Department Information	Vandalism Criminal Mischief	Harassment	Harassment
10	Harassment	Harassment	Department Information	Department Information	Public Intoxication

10 Most Charges by Calendar Year

	2017	2018	2019	2020	2021
1	Alcohol Violations	Alcohol Violations	Traffic/Driving Violations	Traffic/Driving Violations	Alcohol Violations
2	Narcotic Violations	Narcotic Violations	Alcohol Violations	Narcotic Violations	Traffic/Driving Violations
3	Traffic/Driving Violations	Traffic/Driving Violations	Narcotic Violations	Alcohol Violations	Narcotic Violations
4	Public Intoxication	Public Intoxication	Public Intoxication	OWI	OWI
5	OWI	OWI	OWI	Public Intoxication	Public Intoxication
6	Unlawful Use of License	Theft	Unlawful Use of License	Theft	Trespass
7	Theft	Unlawful Use of License	Theft	Unlawful Use of License	Failure to Appear
8	Disorderly Conduct	Interference with Official Acts	Interference with Official Acts	Interference with Official Acts	Theft
9	Interference with Official Acts	Disorderly Conduct	Failure to Appear	Burglary	Unlawful Use of License
10	Contempt	Criminal Mischief	Providing False Identification Information	Non-Payment of Iowa Fine	Interference with Official Acts

Response to Resistance Incidents by Year

Due to changes made in how this data is collected, response to resistance incidents are only available for the years 2019-2021. Information on an individual's race is not always available.



The following table shows the number of calls for service and arrests for the calendar years 2019-2021 and what percentage of these were response to resistance incidents.

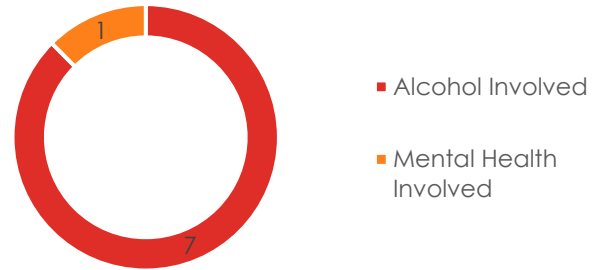
	2019	2020	2021
Calls for Service	21,494	15,468	18,474
Arrests	793	452	512
Response to Resistance Incidents	8	7	12
% of Resistance Incidents/Calls for Service	0.037%	0.045%	0.065%
% of Resistance Incidents/Arrests	1.009%	1.549%	2.344%

Graphs on the following pages show various aspects of response to resistance incidents for the years 2019-2021 including breakouts by race of the individuals involved in the incident, incident circumstances, timing by shift, whether the incident was on campus, if the incident was in conjunction with assisting another agency, and the type of force used in the incident.

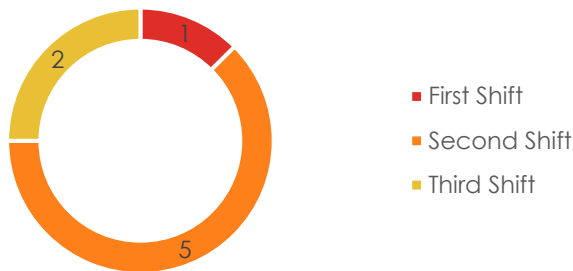
2019 Response to Resistance Incidents by Race



2019 Response to Resistance Incidents Circumstances




2019 Response to Resistance Incidents by Shift



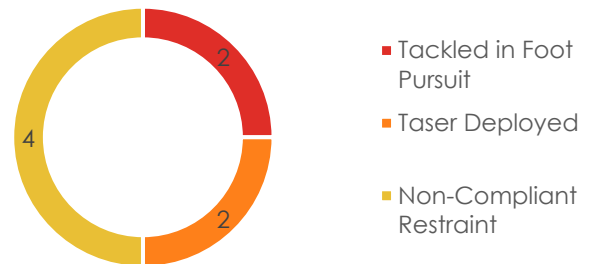
2019 Response to Resistance Incidents by Location



2019 Response to Resistance Incidents Other Agency Assist



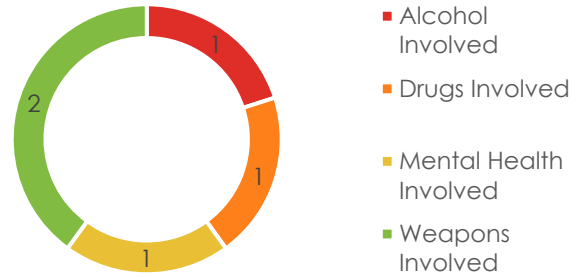
2019 Response to Resistance Incidents by Use of Force



2020 Response to Resistance Incidents by Race



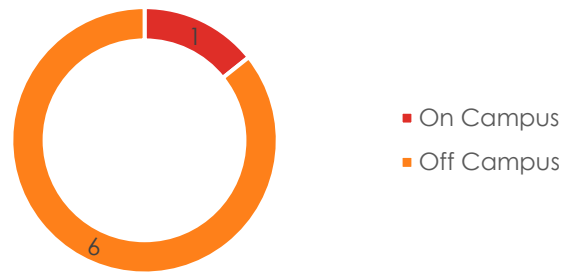
2020 Response to Resistance Incidents Circumstances




2020 Response to Resistance Incidents by Shift



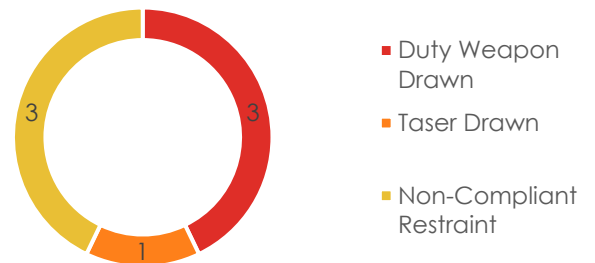
2020 Response to Resistance Incidents by Location



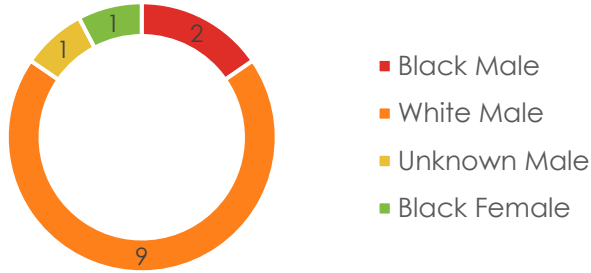
2020 Response to Resistance Incidents Other Agency Assist



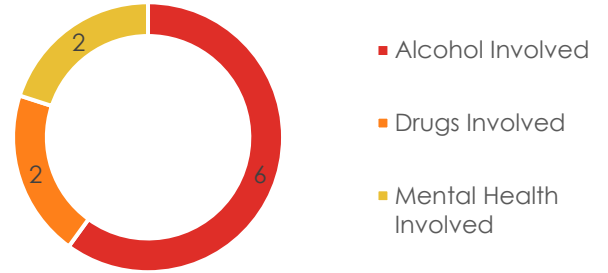
2020 Response to Resistance Incidents by Use of Force



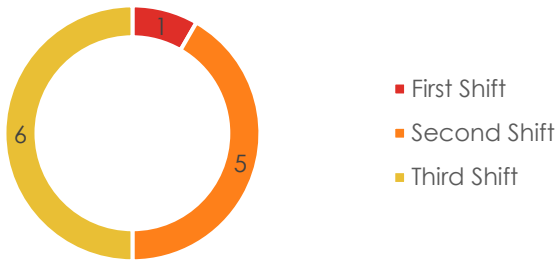
2021 Response to Resistance Incidents by Race



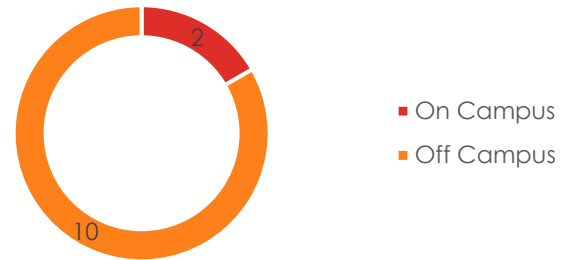
2021 Response to Resistance Incidents Circumstances



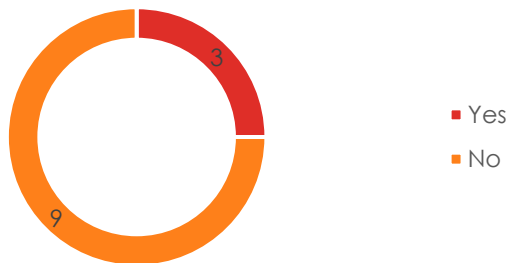
2021 Response to Resistance Incidents by Shift



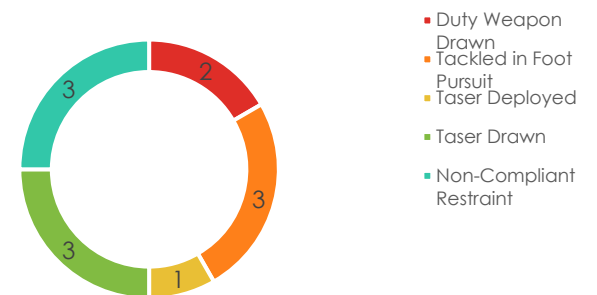
2021 Response to Resistance Incidents by Location



2021 Response to Resistance Incidents Other Agency Assist



2021 Response to Resistance Incidents by Use of Force



Closing Comments

- Activity for the 2019 – 2020 and 2020-2021 academic school years was definitely impacted by the Covid-19 pandemic because of fewer students being on campus.
- The most CAD events in the years 2017, 2019, and 2021 occurred on Fridays.
- The highest number of reports are written by the ISU PD on Saturdays.
- The highest number of CAD events consistently for the last five years were traffic stops, alarms, extra patrols, and motorist assistance events.
- The highest number of offenses consistently for the last five years were traffic/driving violations, narcotic violations, alcohol violations, and accidents.
- The highest number of charges consistently for the last five years were alcohol violations, narcotic violations, traffic/driving violations, public intoxication, and OWI.
- When a response to resistance is necessary, the majority of incidents occur off campus, and about one third of the time involve the ISU PD assisting other agencies.