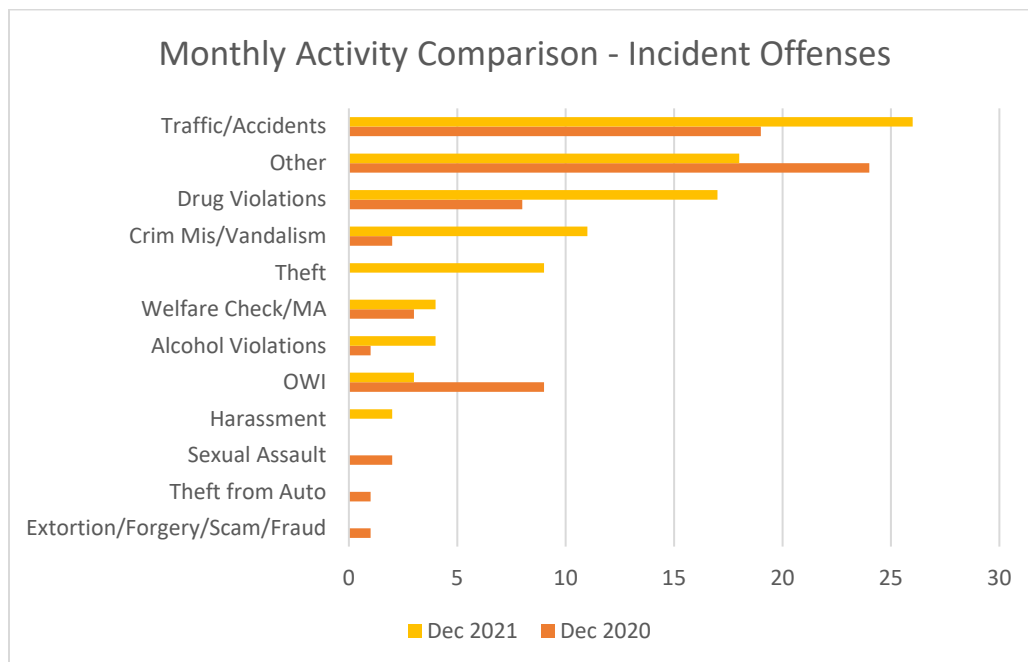


**ISU PD MONTHLY ACTION UPDATE**  
12/1 – 12/31/2021

Incident Count by Offense	12/1 – 12/31/20	12/1 – 12/31/21	% Change	YTD 2020	YTD 2021	% Change
<b>Robbery</b>	0	0	N/A	0	0	N/A
<b>Assault</b>	0	0	N/A	11	6	-45.5%
<b>Sexual Assault/Fondling</b>	2	0	-100.0%	7	13	85.7%
<b>Harassment</b>	0	2	N/A	38	45	18.4%
<b>Burglary</b>	0	0	N/A	13	18	38.5%
<b>Theft</b>	0	9	N/A	77	119	54.5%
<b>Theft from MV</b>	1	0	-100.0%	13	19	46.2%
<b>Motor Vehicle Theft</b>	0	0	N/A	7	8	14.3%
<b>Drug Violations</b>	8	17	112.5%	102	127	24.5%
<b>Alcohol Violations</b>	1	4	300.0%	131	179	36.6%
<b>Extortion/Forgery/Scam/Fraud</b>	1	0	-100.0%	21	16	-23.8%
<b>Criminal Mischief/Vandalism</b>	2	11	450.0%	62	92	48.4%
<b>OWI</b>	9	3	-66.7%	83	79	-4.8%
<b>Traffic and Accidents</b>	19	26	36.8%	229	231	0.9%
<b>Welfare Check/Medical Assist</b>	3	4	33.3%	74	100	35.1%
<b>All Other</b>	24	18	-25.0%	235	246	4.7%
<b>Traffic Stops</b>	259	247	-4.6%	2,989	3,168	6.0%
<b>New Reports</b>	51	74	45.1%	882	1,110	25.9%
<b>Calls for Service - All</b>	1,185	1,382	16.6%	15,468	18,474	19.4%

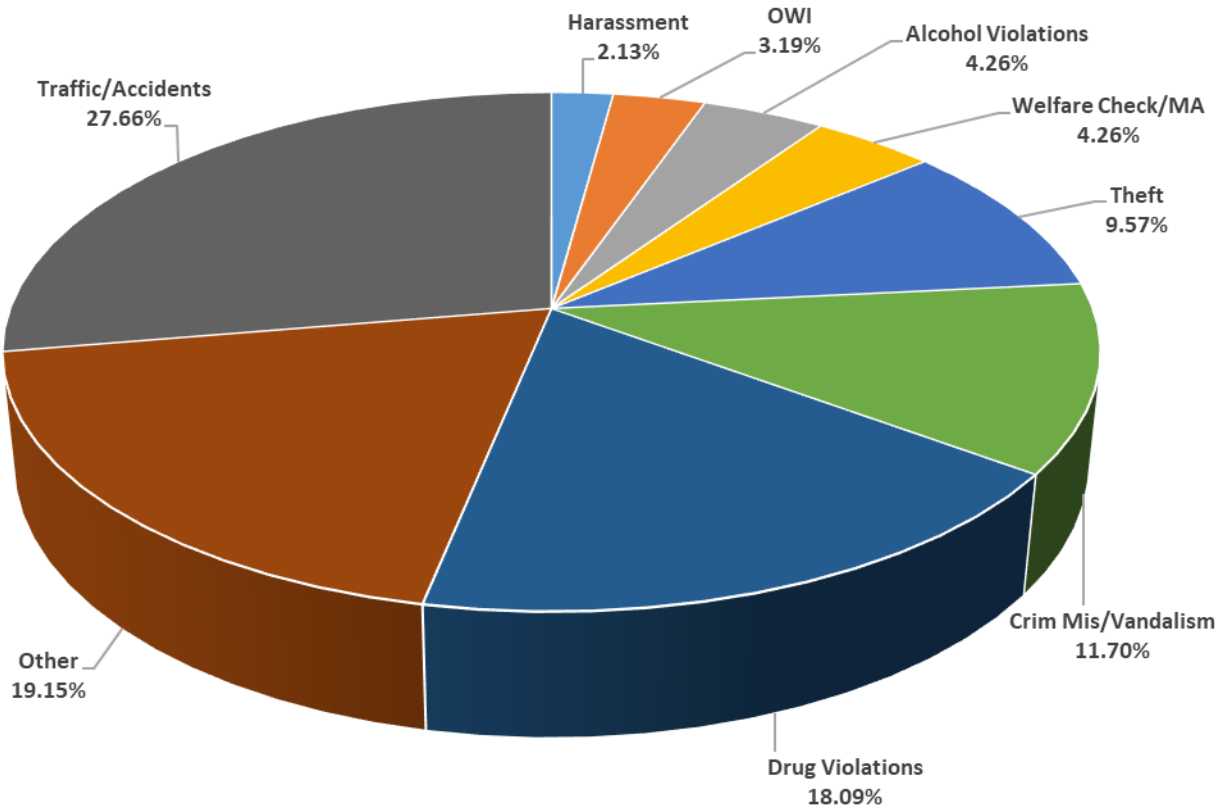
Incident Count by Offense refers to reports written by the ISU PD, and a written report may have more than one incident offense contained within it. Timely Warnings that are required to be issued to the University community by the federal Clery Act for crimes such as sex assault can be based upon other sources including calls for service or crimes communicated to other University personnel.



This update was produced for informational purposes only and is limited by the availability of data at the time the report was prepared. Numbers may change as additional information becomes available. Prepared by Alice Fulk Wisner.

ISU PD MONTHLY ACTION UPDATE  
12/1 – 12/31/2021

December 2021 - Incident Offenses

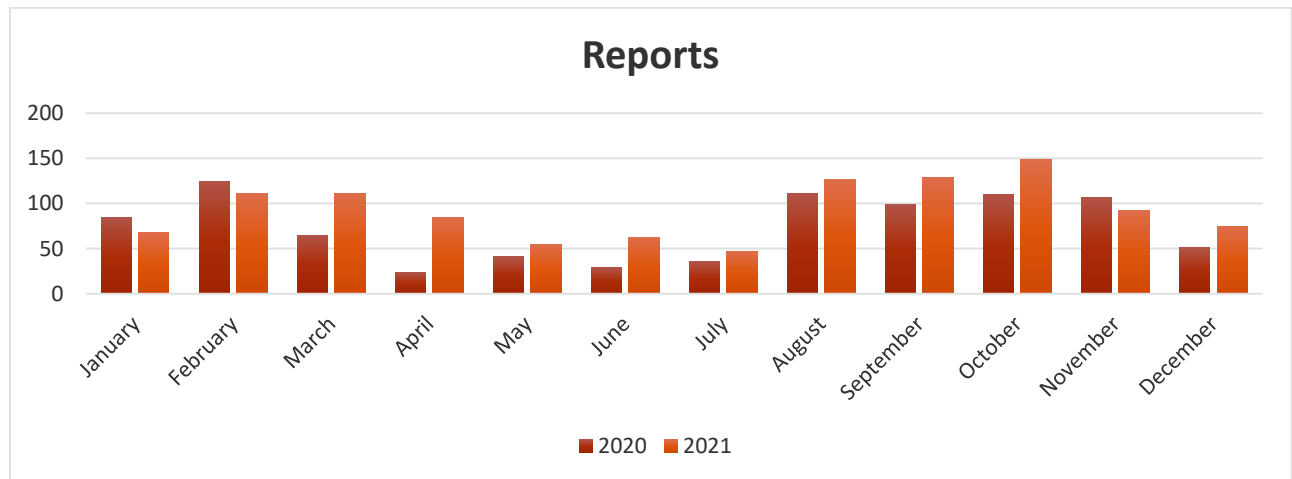
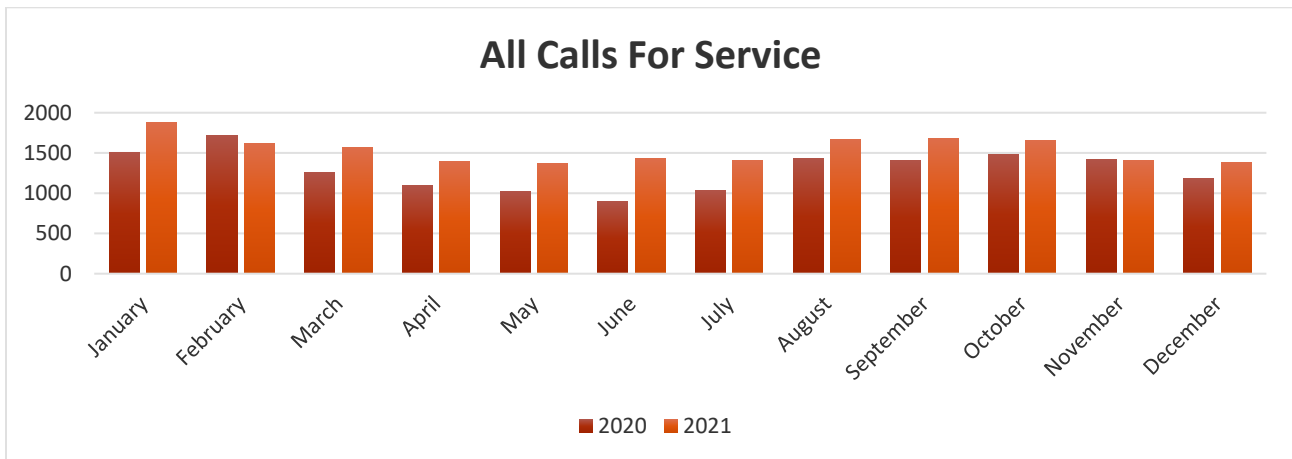


Top 10 calls for service for December 2020 and December 2021

December 2020		December 2021	
Extra Patrol	316	Extra Patrol	296
Traffic Stop/Enforcement	259	Traffic Stop/Enforcement	249
Maintenance Alarm	146	Maintenance Alarm	155
Finger Printing	66	General Information/Complaint/Assist	82
General Information/Complaint/Assist	65	Office Unlock	63
Office Unlock	39	Motorist Assistance	62
Suspicious Behavior/Activity	39	Safety Escort	41
Motorist Assistance	28	Suspicious Behavior/Activity	39
Follow Up	25	Finger Printing	32
Other Department Assist	25	Follow Up	31
General Alarm	23		
Equipment/Sign Malfunction	19		

This update was produced for informational purposes only and is limited by the availability of data at the time the report was prepared. Numbers may change as additional information becomes available. Prepared by Alice Fulk Wisner.

**ISU PD MONTHLY ACTION UPDATE**  
12/1 – 12/31/2021



In December of 2021 there was an increase in reports and calls for service, while traffic stops decreased 4.6% over the previous year. A large function of this would be that the 2020 fall semester ended before Thanksgiving due to the Covid-19 pandemic. Year to date activity includes increases of 6.0% in traffic stops, 25.9% in written reports, and 19.4% in all calls for service. Some trends seen during 2021 include sizeable increases in theft, criminal mischief/vandalism, and sex assault reports, as well as welfare checks/medical assists

There were two reports of stolen bicycles during the month of December. Both of the bicycles were locked.

Bike Brand	Location	Lock	Value	When Taken
Giant	Martin Hall	Locked	\$450	2200 12/12 – 0830 12/13
Kent	Helser Hall	Locked	\$300	Unknown

During November 2021, two bikes were taken from Helser Hall, and one each from University Village, the Food Sciences Building, Oak Hall, Vet Med, and Friley Hall.

The following table breaks out all December CAD events with a mental health aspect.

CAD Events	12/1-12/31/20	12/1-12/31/21
Attempted Suicide/Suicide	0	0
Mental Health/Psychiatric Disorder	0	6
Welfare Check	9	23
<b>Total</b>	<b>9</b>	<b>29</b>

This update was produced for informational purposes only and is limited by the availability of data at the time the report was prepared. Numbers may change as additional information becomes available. Prepared by Alice Fulk Wisner.

**ISU PD MONTHLY ACTION UPDATE**  
12/1 – 12/31/2021

During the fourth quarter of 2021, there were three incidents requiring response to resistance (use of force), 136 arrests, and 4,449 calls for service. Response to resistance incidents represent 2.21% of arrests and 0.07% of calls for service during this time.

Case #	Date	Location	Type of Case	Use of Force	Subject
21-000952	11/6/2021	Pearson Avenue and Sunset Drive	Drug Violation	Tackled in foot pursuit while eluding	19 year old White Male
21-000956	11/6/2021	1750 Center Drive (Lot C4)	Disorderly Conduct and Alcohol Violation	Tackled in foot pursuit while eluding	19 year old White Male
21-001083	12/19/21	821 Furman Drive	Law Enforcement Agency Assist with a Stolen Vehicle Pursuit	Handgun drawn	34 year old White Male

There were three OWI incident counts during December 2021. The BAC ranged from .109 to .136, with the average data master BAC being .122. During December 2020 there were eight OWI reports, one involving drugs. Alcohol testing was refused in two cases. In the remaining five cases, the initial BAC ranged from .119 at the lowest to .200 at the highest. The average initial BAC in OWI reports for December was .158.

There were three no public intoxication reports for December 2021, and there had been no public intoxication reports in December of 2020.

The bar chart below shows all calls for service by day and time for the month of December 2021. The busiest times recorded were Sundays between the hour of 0000-0100, Mondays between the hours of 1700-1800, Tuesdays between the hours of 0700-0800 and 1300-1400, Wednesdays between the hour of 1000-1100, Thursdays between the hour of 1400-1500, and Fridays between the hours of 0000-0100, 1400-1500, and 1900-2000.

