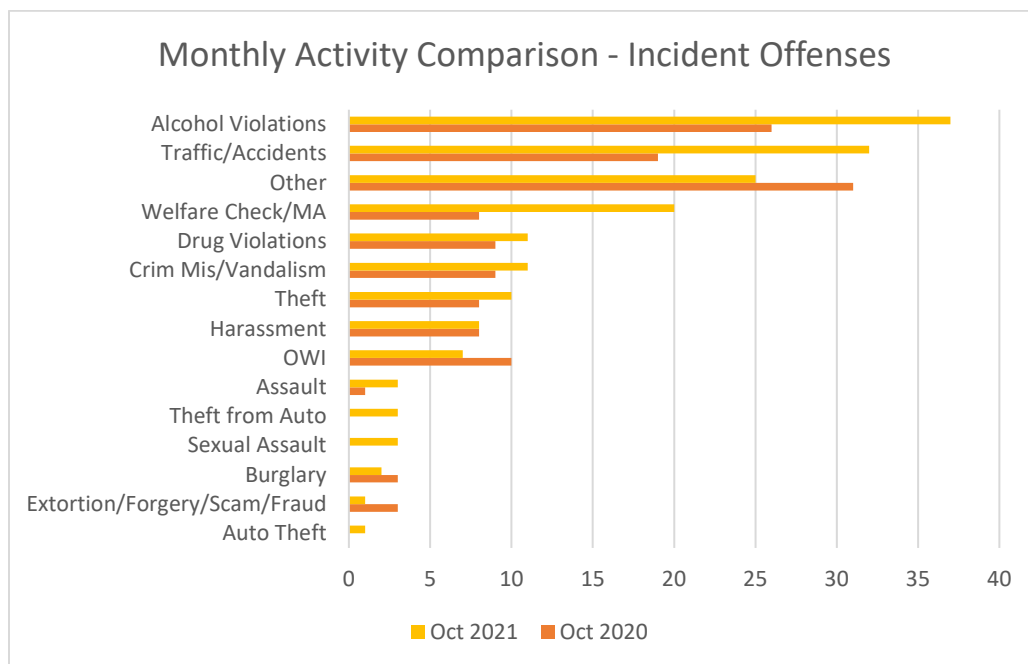


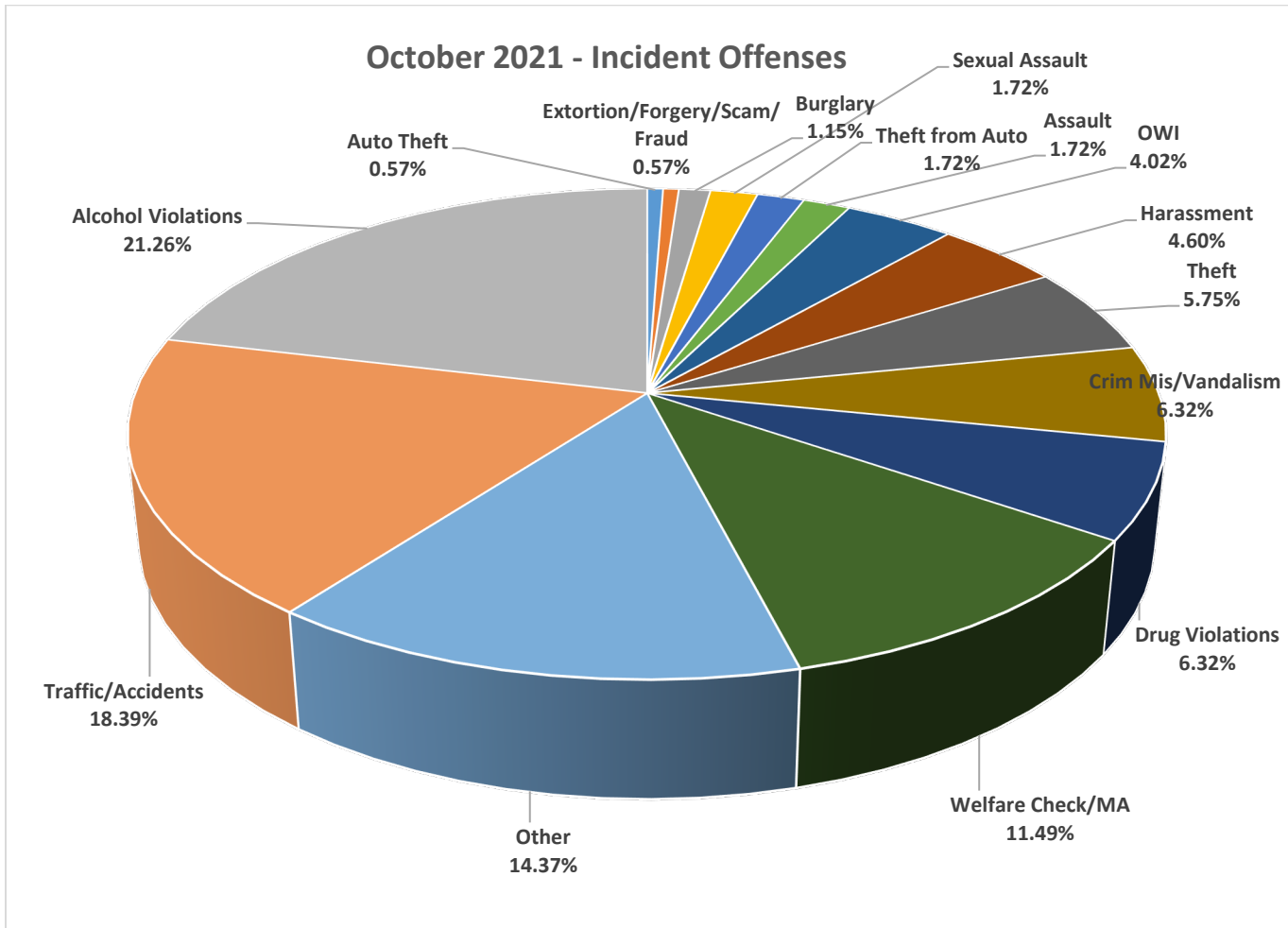
**ISU PD MONTHLY ACTION UPDATE**  
10/1 – 10/31/2021

Incident Count by Offense	10/1 – 10/30/20	10/1 – 10/30/21	% Change	YTD 2020	YTD 2021	% Change
<b>Robbery</b>	0	0	N/A	0	0	N/A
<b>Assault</b>	1	3	200.0%	11	6	-45.5%
<b>Sexual Assault/Fondling</b>	0	3	N/A	5	9	80.0%
<b>Harassment</b>	8	8	0.0%	30	37	23.3%
<b>Burglary</b>	3	2	-33.3%	11	17	54.5%
<b>Theft</b>	8	10	25.0%	69	96	39.1%
<b>Theft from MV</b>	0	3	N/A	6	17	183.3%
<b>Motor Vehicle Theft</b>	0	1	N/A	5	8	60.0%
<b>Drug Violations</b>	9	11	22.2%	84	98	16.7%
<b>Alcohol Violations</b>	26	37	42.3%	107	153	43.0%
<b>Extortion/Forgery/Scam/Fraud</b>	3	1	-66.7%	18	14	-22.2%
<b>Criminal Mischief/Vandalism</b>	9	11	22.2%	49	73	49.0%
<b>OWI</b>	10	7	-30.0%	64	71	10.9%
<b>Traffic and Accidents</b>	19	32	68.4%	190	200	5.3%
<b>Welfare Check/Medical Assist</b>	8	20	150.0%	64	88	37.5%
<b>All Other</b>	31	25	-19.4%	176	208	18.2%
<b>Traffic Stops</b>	356	250	-29.8%	2,372	2,685	13.2%
<b>New Reports</b>	110	149	35.5%	724	943	30.2%
<b>Calls for Service - All</b>	1,487	1,660	11.6%	12,868	15,685	21.9%

Incident Count by Offense refers to reports written by the ISU PD, and a written report may have more than one incident offense contained within it. Timely Warnings that are required to be issued to the University community by the federal Clery Act for crimes such as sex assault can be based upon other sources including calls for service or crimes communicated to other University personnel.



**ISU PD MONTHLY ACTION UPDATE**  
10/1 – 10/31/2021

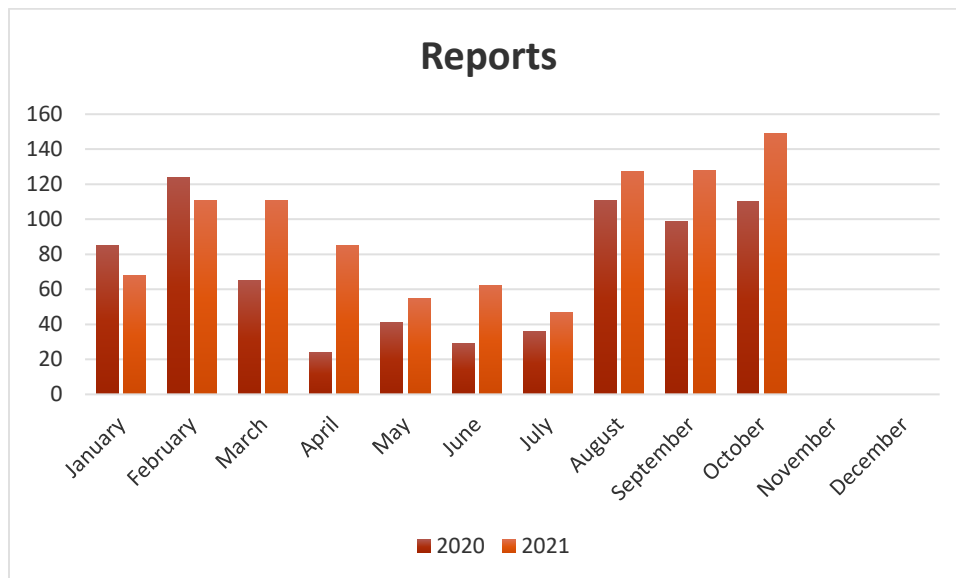
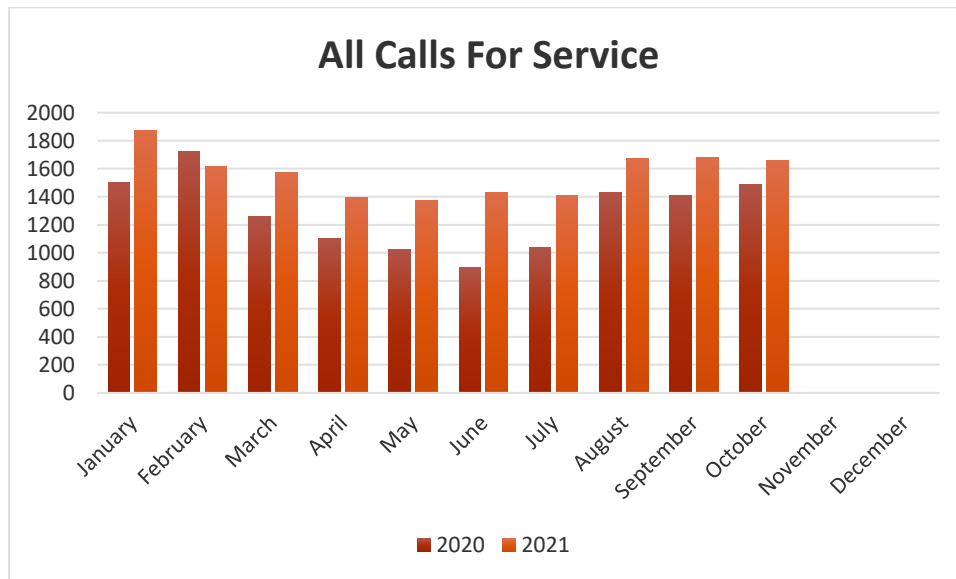


**Top 10 calls for service for October 2020 and October 2021**

October 2020		October 2021	
Traffic Stop/Enforcement	357	Traffic Stop/Enforcement	253
Maintenance Alarm	149	Maintenance Alarm	180
General Information/Complaint/Assist	119	Extra Patrol	125
Extra Patrol	86	General Information/Complaint/Assist	121
Motorist Assistance	86	Office Unlock	78
Suspicious Behavior/Activity	86	Motorist Assistance	71
Finger Printing	85	Suspicious Behavior/Activity	71
Office Unlock	54	Medical Assist/Ambulance Call	43
General Alarm	33	Finger Printing	42
Follow Up	32	Follow Up	42
Medical Assist/Ambulance Call	29	Safety Escort	41
Parking Enforcement/Complaint	24		

This update was produced for informational purposes only and is limited by the availability of data at the time the report was prepared. Numbers may change as additional information becomes available. Prepared by Alice Fulk Wisner.

**ISU PD MONTHLY ACTION UPDATE**  
10/1 – 10/31/2021



In October of 2021 there was an increase in both calls for service and reports written over the previous year, but a decrease in traffic stops. Year to date activity includes increases of 13.2% in traffic stops, 30.2% in written reports, and 21.9% in all calls for service.

There were seven reports of stolen bicycles during the month of October. Five of the bicycles were locked. On October 1, an arrest was made of one subject and a warrant will be issued for a second subject who were stealing bicycle seats and a bicycle at 11 Frederiksen Court. They were also in possession of other stolen bicycles.

Bike Brand	Location	Lock	Value	When Taken
Trek	11 Frederiksen Court	Locked	\$850	0805 11/1
Trek	Eaton Hall	Locked	\$900	1900 10/8 – 1630 10/9
ViVi – Electric	Larch Hall	Not locked	\$1100	2100 10/9 – 1700 10/10
Cannondale	Carver	Locked	\$600	0930 10/12 – 1530 10/15

This update was produced for informational purposes only and is limited by the availability of data at the time the report was prepared. Numbers may change as additional information becomes available. Prepared by Alice Fulk Wisner.

**ISU PD MONTHLY ACTION UPDATE**  
10/1 – 10/31/2021

Cannondale	Geoffroy Hall	Locked	\$750	10/14 – 10/16
Giant	Geoffroy Hall	Locked	\$1750	2100 10/17 – 0900 10/18
Trek	Disc Golf Course	Not locked	\$380	1300 – 1600 10/19

During September, two bicycles were taken from Frederiksen Court, and one each was taken from Martin, Buchanan, Barton, Maple, Birch, Coover, and Lyon Halls.

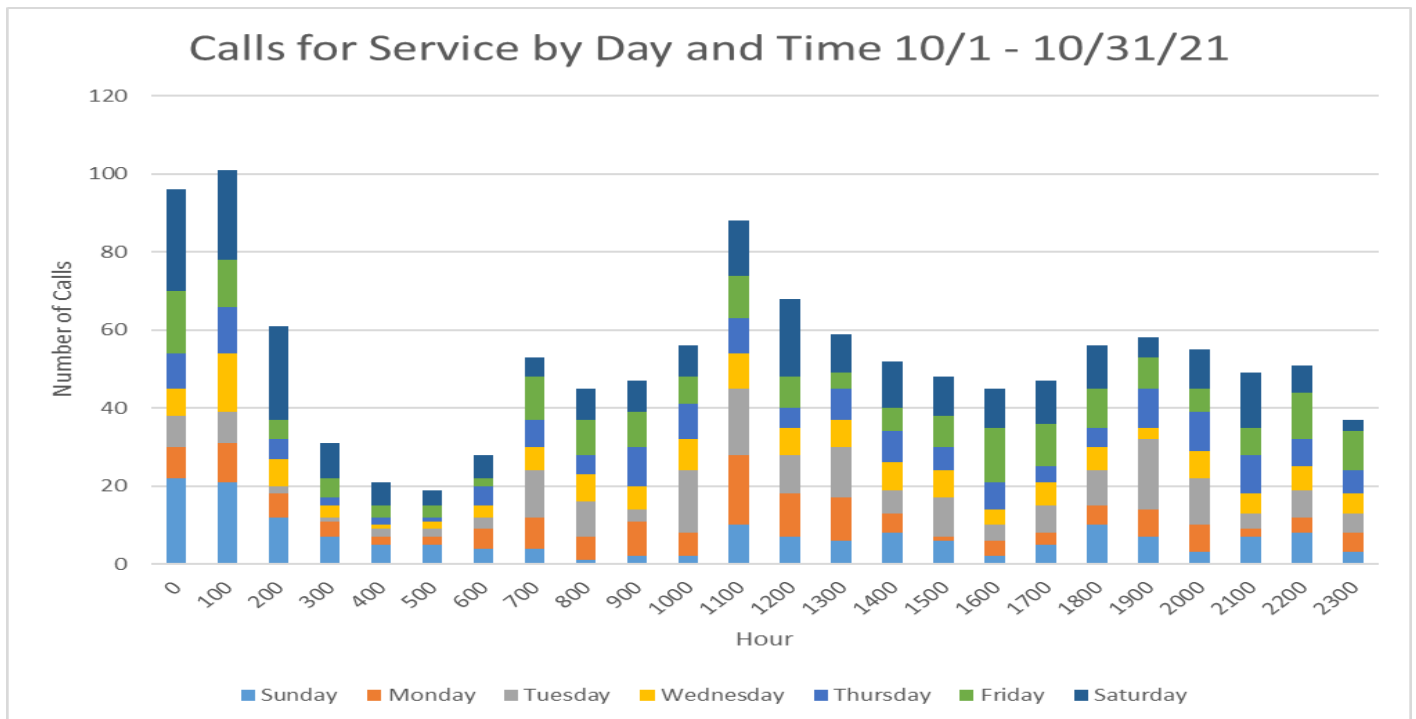
The following table breaks out all October CAD events with a mental health aspect.

CAD Events	10/1-10/31/20	10/1-10/31/21
Attempted Suicide/Suicide	1	2
Mental Health/Psychiatric Disorder	2	5
Welfare Check	23	31
Total	26	38

There were seven OWI incident counts during October 2021, five involving alcohol. The BAC ranged from .083 to .188, with the average data master BAC being .138. During October 2020 there were eight OWI reports involving alcohol with the average BAC being .157 and testing refused in one case.

There were seven public intoxication arrests during October 2021. Testing was refused in three of the arrests. Two of the individuals were transported for medical attention and no testing was done. In the remaining two arrests, the BAC was .208 for one individual and .265 for the other. During October of 2020, there were eight public intoxication reports with testing refused in six arrests and a BAC of 0.99 and .150 in the remaining two arrests.

The bar chart below shows all calls for service by day and time for the month of October 2021. The busiest times recorded were Sundays between the hours of 0000-0200, Mondays between the hour of 1100-1200, Tuesdays between the hours of 1000-1200 and 1900-2000, and Saturdays between the hours of 0000-0300 and 1200-1300.



This update was produced for informational purposes only and is limited by the availability of data at the time the report was prepared. Numbers may change as additional information becomes available. Prepared by Alice Fulk Wisner.