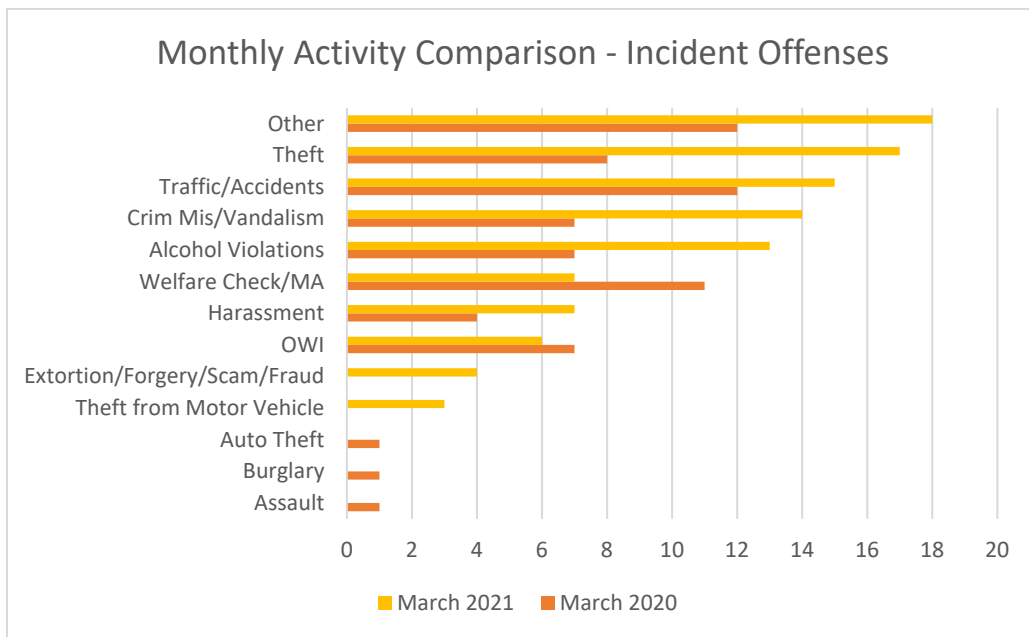


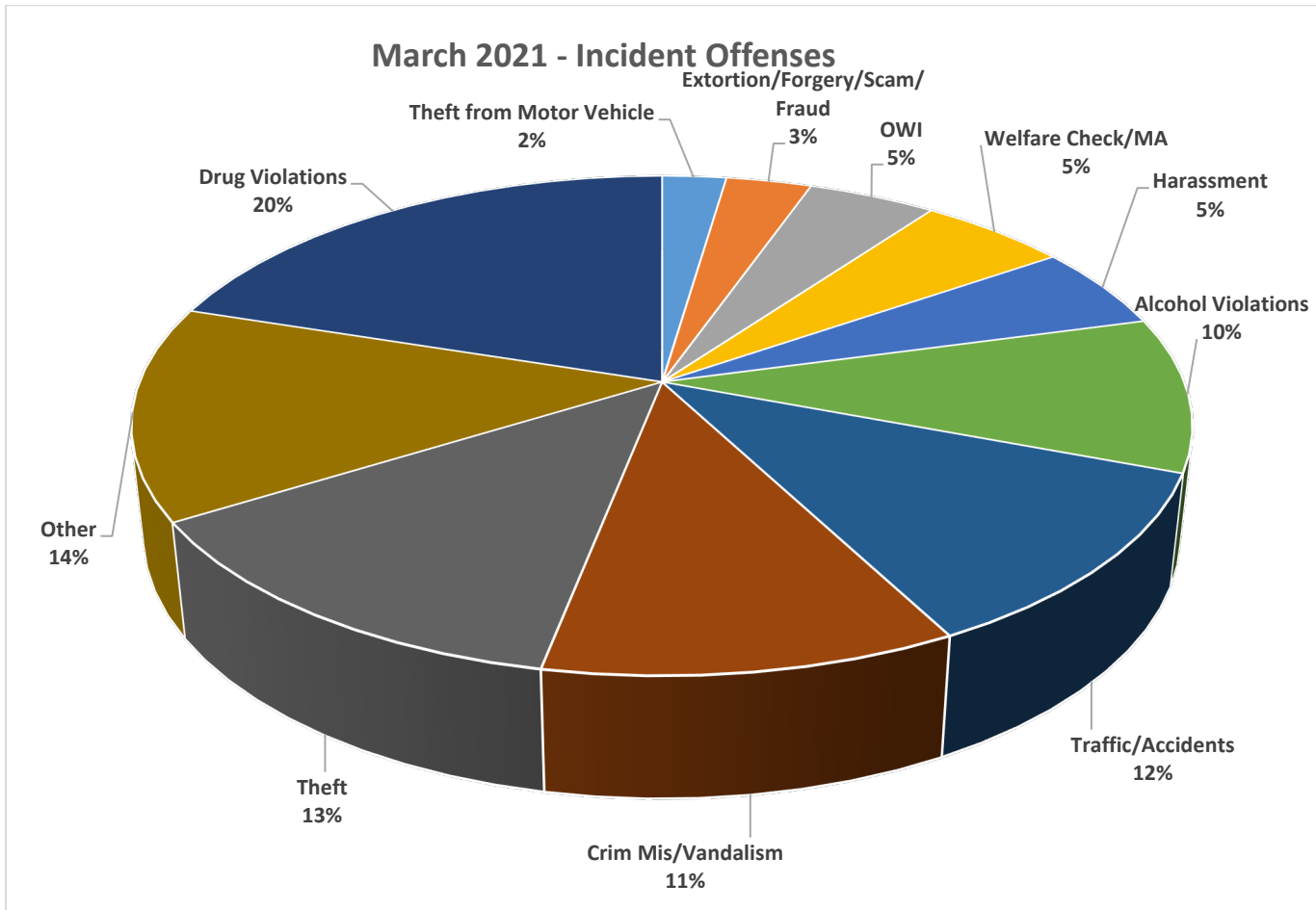
ISU PD MONTHLY ACTION UPDATE
3/1 – 3/31/2021

Incident Count by Offense	3/1 – 3/31/20	3/1 – 3/31/21	% Change	YTD 2020	YTD 2021	% Change
Robbery	0	0	N/A	0	0	N/A
Assault	1	0	-100.0%	4	1	-75.0%
Sexual Assault/Fondling	0	0	N/A	2	2	0.0%
Harassment	4	7	75.0%	12	12	0.0%
Burglary	1	0	-100.0%	3	2	-33.3%
Theft	8	17	112.5%	23	29	26.1%
Theft from MV	0	3	N/A	2	7	250.0%
Motor Vehicle Theft	1	0	-100.0%	1	2	100.0%
Drug Violations	3	26	766.7%	38	53	39.5%
Alcohol Violations	7	13	85.7%	38	28	-26.3%
Extortion/Forgery/Scam/Fraud	0	4	N/A	7	8	14.3%
Criminal Mischief/Vandalism	7	14	100.0%	12	31	158.3%
OWI	7	6	-14.3%	29	33	13.8%
Traffic and Accidents	12	15	25.0%	68	65	-4.4%
Welfare Check/Medical Assist	11	7	-36.4%	34	24	-32.4%
All Other	12	18	50.0%	68	54	-20.6%
Traffic Stops	199	365	83.4%	854	934	9.4%
New Reports	65	110	69.2%	274	289	5.5%
Calls for Service - All	1,261	1,573	24.7%	4,486	5,062	12.8%



This update was produced for informational purposes only and is limited by the availability of data at the time the report was prepared. Numbers may change as additional information becomes available. Prepared by Alice Fulk Wisner.

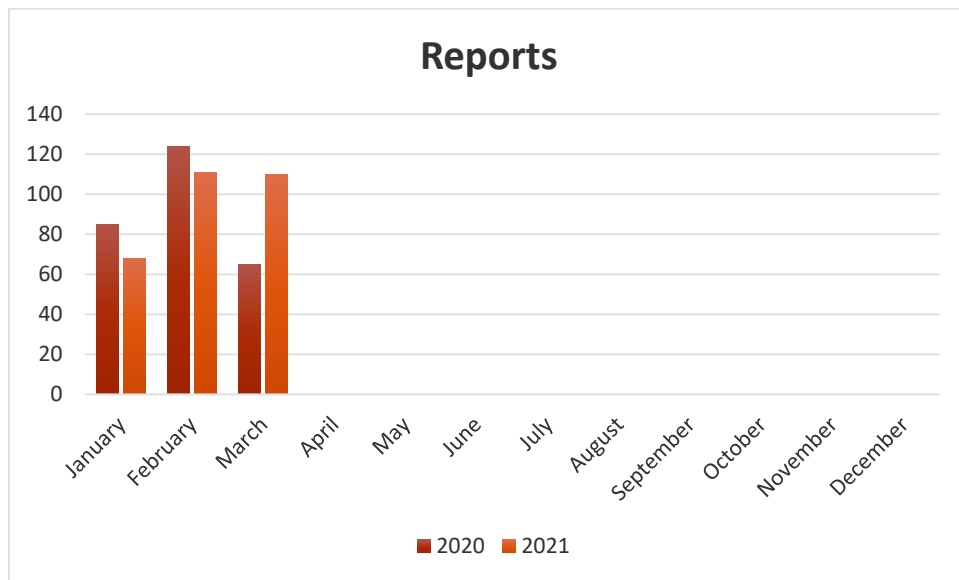
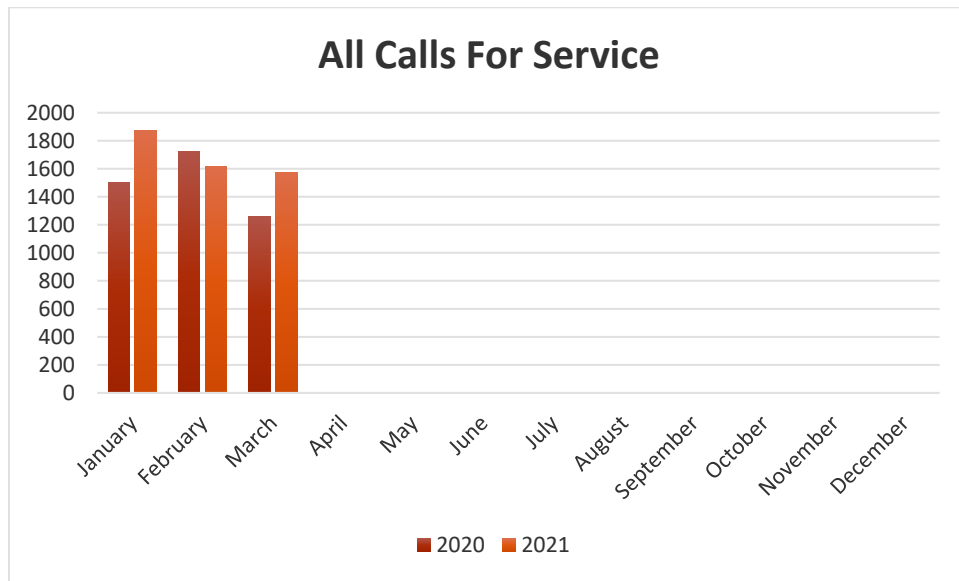
ISU PD MONTHLY ACTION UPDATE
3/1 – 3/31/2021



Top 10 calls for service for March 2020 and March 2021

March 2020		March 2021	
Extra Patrol	218	Traffic Stop/Enforcement	367
Traffic Stop/Enforcement	200	Extra Patrol	218
Maintenance Alarm	147	Maintenance Alarm	146
General Information/Complaint/Assist	110	General Information/Complaint/Assist	118
Motorist Assistance	69	Fingerprinting	79
Office Unlock	52	Motorist Assistance	63
Suspicious Behavior/Activity	51	Suspicious Behavior/Activity	53
Follow Up	37	Office Unlock	45
General Alarm Bank/Residential	34	Follow Up	43
Welfare Check	29	Welfare Check	30

ISU PD MONTHLY ACTION UPDATE
3/1 – 3/31/2021



There was an increase in the number of reports and calls for service in March 2021 compared to March of last year. This increase is mostly due to the timing of the COVID-19 pandemic. In 2020, students left campus for spring break in March, and the majority did not return as there was a shift to on-line learning.

ISU PD MONTHLY ACTION UPDATE
3/1 – 3/31/2021

During the first quarter of 2021, six incidents required response to resistance (use of force), 125 arrests, and 5,062 calls for service. Response to resistance incidents represented 4.8% of arrests and .12% of all calls for service during this time.

Case #	Date	Location	Type of Case	Response to Resistance	Subject
21-000015	1/8/21	Mary Greeley	Involuntary Committal	Taser Deployed	37year old BM
21-000024	1/13/21	Hayward & Knapp	OWI, Reckless Driving, Eluding, Drug Possession	Duty Weapons Drawn	23 year old WM
21-000029	1/16/21	100 Welch Ave	Assault, Fight	Taser Drawn	27 year old BM
21-000120	2/13/21	Memorial Union	OWI	Subject Tackled	22 year old WM
21-000175	2/28/21	Intermodal Facility	Public Intoxication	Taser Drawn	23 year old WM
21-000187	3/5/21	2500 Chamberlain	Assist with Fight	Taser Drawn	21 year old WM 24 year old WM

There were nine reports of stolen bicycles during March. All had been locked, although one lock was described as faulty.

Bike Brand	Location	Lock	Value	When Taken
Specialized	Wilson	Locked	\$350	1100 3/1 – 1440 3/3
Specialized	Freeman	Locked	\$1,500	1500 3/4 – 0930 3/5
Trek Hybrid	43 Frederiksen Court	Locked	\$250	1500 3/3 – 1215 3/5
Schwinn Hybrid	Friley	Faulty lock	\$80	0200 3/6 – 1000 3/7
Marin Bolinas Ridge 1	Helser	Locked	\$200	3/11 – 3/17
Trek Marlin	Wallace	Locked	\$600	3/15 – 3/22
Nishiki	Friley	Locked	\$800	1200 3/19 - 1112 3/23
Trek Series 3	Wallace	Locked	\$350	1200 3/19 – 1730 3/23
Trek Checkpoint	Forker Building	Locked	\$1650	0900 3/25 – 1030 3/25

During February, four bicycles reported stolen were taken from 35 Frederiksen Court, Helser, Wallace, and Wilson Halls.

The following table breaks out all of the March CAD events with a mental health aspect.

CAD Events	3/1-3/31/20	3/1-3/31/21
Attempted Suicide/Suicide	1	0
Mental Health/Psychiatric Disorder	3	3
Welfare Check	29	30
Total	33	33

There were six OWI reports during March. The average preliminary BAC was .161, with the highest level .204 and the lowest BAC level .130. During March 2020, the average BAC was .137.

There were 3 public intoxication arrests during March. The average BAC was .218, with the highest reading .267 and the lowest 0.192. In March of 2020, the average BAC was .229.

ISU PD MONTHLY ACTION UPDATE
3/1 – 3/31/2021

The contour chart below shows all calls for service by day and time for the month of March, 2021. The busiest times recorded were Mondays between the hours of 1100-1300 and Saturdays between the hour of 2000-2100. Other busy times were Sundays between 0000-0100, Mondays between the hours of 0000-0100 and 1300-1400, Tuesdays between the hours of 0000-0100 and 1100-1300, Wednesdays between the hour of 1000-1100, Thursdays between the hour of 1000-1100, Fridays between the hours of 0000-0200 and 2100-2200, and Saturdays between the hour of 2200-2300.

Calls for Service by Day and Time 3/1 - 3/31/21

